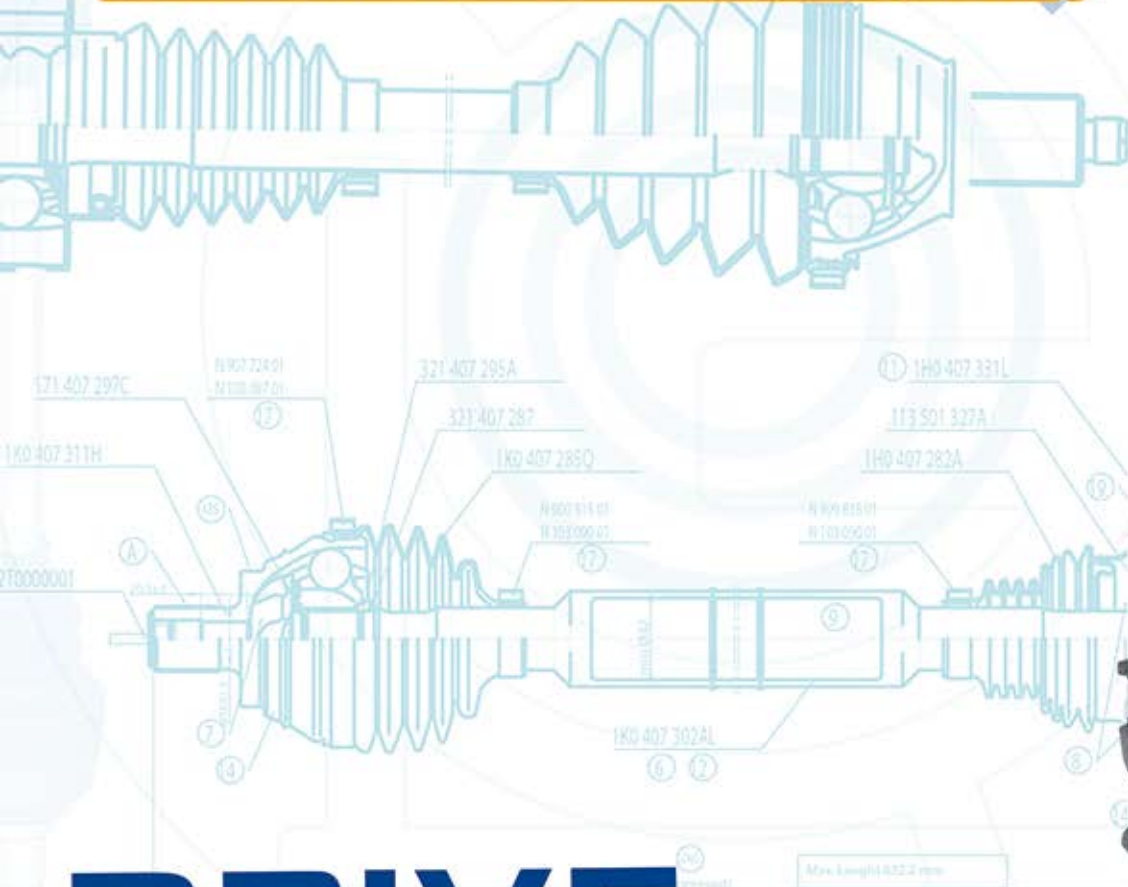


**seilrite** tech



# DRIVE SHAFTS

TECHNOLOGY



**GrüPO seilrite**

MARCA / MODELO / MOTOR	LEFT / IZQUIERDA	RIGHT / DERECHA	CV JOINT / RI JOINT	OBSERVACIONES
<b>AUDI</b>				
<b>80 (8C, B4), Avant</b>				1991 -> 1994
1.9 TDI (90CV)	<b>221445</b> 572mm	<b>221446</b> 561mm	<b>21112A</b>	A: 33 B: 30 C: 53 Q: 130/130 ABS: 45
2.6 (150CV) 2.8 (174CV)	<b>221436</b> 577mm		<b>21222</b>	A: 38 B: 27 C: 60 Q: 130 ABS: 45
<b>100 (4A, C4), (44, 44Q, C3), Avant</b>				1989 -> 1994
2.0 (100CV) 2.0 E (115CV) 2.0 E quattro (115CV) 2.3 E (134CV) 2.3 E quattro (134CV) 2.4 D (82CV - 82CV) 2.6 (150CV) 2.6 quattro (150CV)	<b>22346</b> 622mm	<b>22347</b> 660mm	<b>21118</b>  <b>21004</b>	A: 38 B: 30 C: 59 Q: 108/108 ABS: 45
2.5 TDI (115CV) 2.8 E (174CV) 2.8 E quattro (174CV) S4 Turbo quattro (230CV) S4 V8 quattro (280CV)	<b>22348</b> 615mm	<b>22349</b> 650mm	<b>21119</b>	A: 38 B: 27 C: 60 Q: 130/130 ABS: 45

Modelos

Criterios

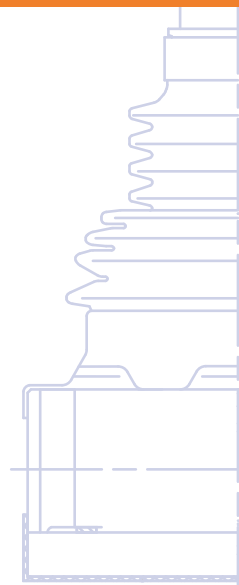

Motorizaciones

Referencias Transmisiones

Referencias Juntas

LADO RUEDA		<p>A Nº de estrías mangueta L/R.            B Nº de estrías interiores junta L/R sin circlip de sujeción.            B1 Nº de estrías interiores junta L/R con circlip de sujeción.            C ø Base mangueta L/R.            D ø Campana L/R.            E Longitud mangueta L/R.            E1 Longitud estrías mangueta L/R.            F ø Mangueta L/R.            G ø Rosca mangueta L/R.</p>
BARRA		<p>H Longitud barra.            I ø Barra L/R.            J Nº de estrías barra L/R.            K ø Barra L/C.            L Nº de estrías barra L/C.</p>
LADO CAMBIO		<p>Me Nº de estrías junta L/C.            Mi Nº de estrías hembra.            N ø Mangueta L/C.            O ø Base mangueta L/C.            P Longitud mangueta L/C.            P1 Longitud estrías mangueta L/C.            Q ø Campana L/C.            R Nº de estrías interiores junta L/C sin circlip de sujeción.            R1 Nº de estrías interiores junta L/C con circlip de sujeción.            Z Altura galleta L/C.</p>

# INFORMACIÓN TRANSMISIONES



MARCA / MODELO / MOTOR	LEFT / IZQUIERDA	RIGHT / DERECHA	CV JOINT / IN JOINT	OBSERVACIONES
<b>ALFA ROMEO</b>				
<b>145 (930)</b>				1994 -> 2001
1.6 i.e. 16V T.S. (120CV) 1.8 i.e. 16V (144CV) 1.9 TD (90CV) 2.0 16V Quadrifoglio (155CV)			<b>21110</b>	A: 25 B1: 25 C: 51
<b>146 (930)</b>				1994 -> 2001
1.6 i.e. 16V T.S. (120CV) 1.8 i.e. 16V (144CV) 1.9 TD (90CV) 2.0 16V Quadrifoglio (155CV)			<b>21110</b>	A: 25 B1: 25 C: 51
<b>147 (937)</b>				2001 -> 2010
1.6 16V T.SPARK (937AXB1A) (120CV) 1.9 JTD (101CV) 2.0 16V T.SPARK (937AXC1_) (150CV)			<b>21110</b>	A: 25 B1: 25 C: 51
1.9 JTD (120CV - 126CV - 136CV - 150CV)	<b>221207</b> 620mm		<b>21388</b>	A: 25 B: 26 C: 51 Me: 25/25 P: 91/377
1.9 JTD (937AXD1A) (115CV) 1.9 JTD 16V (140CV)			<b>21389</b>	A: 25 B1: 28 C: 51 Q: 100
<b>156 (932)</b>				1997 -> 2005
1.6 16V T.SPARK (932A4) (120CV) 1.8 16V T.SPARK (932A3) (144CV) 2.0 16V T.SPARK (932A2) (155CV)			<b>21102</b>	A: 25 B1: 25 C: 59
2.0 JTS (932AXA) (166CV)			<b>21110</b>	A: 25 B1: 25 C: 51

MARCA / MODELO / MOTOR	LEFT / IZQUIERDA	RIGHT / DERECHA	CV JOINT / IN JOINT	OBSERVACIONES
<b>ALFA ROMEO</b>				
<b>156 (932), Sportwagon (932)</b>				2001 -> 2006
1.9 JTD (126CV - 136CV - 150CV) 1.9 JTD (932B2B, 932B2C) (115CV) 1.9 JTD 16V (140CV) 1.9 JTD 16V Q4 (150CV)	<b>221024</b> 620mm	<b>221025</b> 934mm	<b>21387</b>	A: 25 B: 26 C: 59 Q: 86/86 Me: 25/25 P: 91/377
<b>GT (937)</b>				2003 ->
1.9 JTD (110CV - 125CV)	<b>221207</b> 649mm	883mm	<b>21388</b>	A: 25 B: 26 C: 51 Me: 25 P: 91
<b>MITO (955)</b>				2008 ->
1.4 (78CV - 95CV)	<b>221126</b> 649mm	<b>221127</b> 883mm	<b>21380</b>	A: 22 B: 21 C: 51 Me: 22/22 P: 61/61
1.4 TJet (155CV) 1.6 JTDM (120CV)			<b>21788</b>	A: 25 B: 33 C: 51

MARCA / MODELO / MOTOR	LEFT / IZQUIERDA	RIGHT / DERECHA	CV JOINT / IN JOINT	OBSERVACIONES
<b>AUDI</b>				
<b>80 (8C, B4), Avant</b>				1991 -> 1994
1.9 TDI (90CV)	<b>221445</b> 572mm	<b>221446</b> 561mm	<b>21112A</b>	A: 33 B: 30 C: 53 Q: 130/130 ABS: 45
2.6 (150CV) 2.8 (174CV)	<b>221436</b> 577mm		<b>21222</b>	A: 38 B: 27 C: 60 Q: 130 ABS: 45
<b>100 (4A, C4), (44, 44Q, C3), Avant</b>				1989 -> 1994
2.0 (100CV) 2.0 E (115CV) 2.0 E quattro (115CV) 2.3 E (134CV) 2.3 E quattro (134CV) 2.4 D (82CV - 82CV) 2.6 (150CV) 2.6 quattro (150CV)	<b>22346</b> 622mm	<b>22347</b> 660mm	<b>21118</b>  <b>21004</b>	A: 38 B: 30 C: 59 Q: 108/108 ABS: 45
2.5 TDI (115CV) 2.8 E (174CV) 2.8 E quattro (174CV) S4 Turbo quattro (230CV) S4 V8 quattro (280CV)	<b>22348</b> 615mm	<b>22349</b> 650mm	<b>21119</b>	A: 38 B: 27 C: 60 Q: 130/130 ABS: 45
<b>CABRIOLET (8G7, B4), COUPE (89, 8B)</b>				1992 -> 2000
2.6 (150CV) 2.8 (174CV)	<b>221436</b> 577mm		<b>21222</b>	A: 38 B: 27 C: 60 Q: 130 ABS: 45
<b>A1 (8X1, 8XF), Sportback (8XA, 8XK)</b>				2010 ->
1.6 TDI (105CV - 90CV)	<b>221591</b> 493mm	<b>221526</b> 784mm	<b>21221</b>  <b>21003</b>	A: 28 B: 34 C: 60 Q: 100

MARCA / MODELO / MOTOR	LEFT / IZQUIERDA	RIGHT / DERECHA	CV JOINT / IN JOINT	OBSERVACIONES
<b>AUDI</b>				
<b>A2 (8Z0)</b>				2000 -> 2005
1.4 (75CV) 1.6 FSI (110CV)	<b>22310</b> 500mm	<b>22311</b> 756mm	<b>21061</b>  <b>21005</b>	A: 36 B: 30 C: 52 Q: 94/94
1.4 TDI (75CV - 90CV)	<b>221249</b> 535mm	<b>221250</b> 724mm	<b>21221</b>  <b>21005</b>	A: 36 B: 30 C: 52 Q: 94/94
<b>A3 (8L1)</b>				1996 -> 2003
1.8 (125CV) 1.9 TDI (100CV - 110CV - 90CV)	<b>22340</b> 558mm	<b>22341</b> 820mm	<b>21238</b>  <b>21003</b>	A: 36 B: 30 C: 53 Q: 100/100
1.8 T (150CV) 1.8 T quattro (150CV)	<b>22320</b> 550mm	<b>22321</b> 815mm	<b>21238</b>	A: 36 B: 30 C: 53 Q: 94/94
1.6 (101CV) 1.6 (102CV)	<b>22338</b> 555mm	<b>22339</b> 820mm	<b>21239</b>  <b>21005</b>	A: 36 B: 30 C: 53 Q: 94
1.8 T (180CV) 1.8 T quattro (180CV) 1.9 TDI (130CV) 1.9 TDI quattro (130CV) S3 quattro (210CV - 224CV)	<b>22332</b> 520mm	<b>22333</b> 805mm	<b>21225</b>  <b>21004</b>	A: 36 B: 27 C: 53 Q: 108/108
1.8 T (180CV) 1.8 T quattro (180CV) 1.9 TDI (100CV - 130CV)	<b>221183</b> 521mm	<b>221184</b> 815mm	<b>21225</b>	<b>Automatic</b> A: 36 B: 27 C: 53 Q: 130/130

MARCA / MODELO / MOTOR	LEFT / IZQUIERDA	RIGHT / DERECHA	CV JOINT / IN JOINT	OBSERVACIONES
<b>AUDI</b>				
<b>A3 (8P1), Cabriolet (8P7), Sportback (8PA)</b>				<b>2003 -&gt; 2012</b>
1.6 (102CV) 1.6 FSI (115CV) 1.9 TDI (105CV)	<b>22318</b> 523mm	<b>22319</b> 810mm	<b>21454</b>  <b>21003</b>	A: 36 B: 30 C: 60 Q: 100
1.6 (102CV)	<b>221163</b> 546mm	<b>221164</b> 798mm	<b>21454</b>  <b>21003</b>	A: 36 B: 30 C: 60 Q: 100
1.6 (102CV) 2.0 FSI (150CV)	<b>221391</b> 586mm	<b>221392</b> 883mm	<b>21541</b>	<b>Automatic</b> A: 36 B: 27 C: 60 Me: 26/26 P: 68/68
1.6 FSI (115CV)	<b>221090</b> 557mm	<b>221091</b> 787mm	<b>21454</b>  <b>21003</b>	A: 36 B: 30 C: 60 Q: 100
1.8 TFSI (160CV) 1.8 TFSI quattro (160CV) 2.0 TDI (136CV - 140CV) 2.0 TDI 16V (140CV) 2.0 TDI 16V quattro (140CV) 2.0 TDI quattro (140CV - 170CV) 2.0 TFSI (200CV) 2.0 TFSI quattro (200CV) 3.2 V6 quattro (250CV) S3 quattro (256CV - 265CV)	<b>221014</b> 489mm	<b>221015</b> 795mm	<b>21541</b>  <b>21014</b>	A: 36 B: 27 C: 60 Q: 108
1.8 TFSI (160CV)	<b>221026</b> 517mm	<b>221053</b> 807mm	<b>21541</b>  <b>21014</b>	A: 36 B: 27 C: 60 Q: 108
1.8 TFSI quattro (160CV) 2.0 TDI quattro (140CV - 170CV)		<b>221567</b> 603mm	<b>21541</b>  <b>21014</b>	<b>Automatic</b> A: 27 B: 23 C: 66 Q: 108  ABS: 48



MARCA / MODELO / MOTOR	LEFT / IZQUIERDA	RIGHT / DERECHA	CV JOINT / IN JOINT	OBSERVACIONES
<b>AUDI</b>				
<b>A3 (8P1), Cabriolet (8P7), Sportback (8PA)</b>				<b>2003 -&gt; 2012</b>
1.9 TDI (105CV) 2.0 TDI (136CV - 140CV - 140CV) 2.0 TDI 16V (140CV) 2.0 TDI (170CV)	<b>221071</b> 485mm	<b>221095</b> 761mm	<b>21541</b>	<b>Automatic</b> A: 36 B: 27 C: 60 Q: 119/119
2.0 TDI (136CV) 2.0 TDI 16V (140CV) 2.0 TDI 16V quattro (140CV) 2.0 TDI quattro (136CV) 3.2 V6 quattro (250CV)	<b>221071</b> 485mm	<b>221072</b> 800mm	<b>21541</b>	<b>Automatic</b> A: 36 B: 27 C: 60 Q: 119/130 Mi: 23 P: 315
<b>A3 Cabriolet (8V7)</b>				<b>2014 -&gt;</b>
1.4 TFSI (125CV)	<b>221402</b> 558mm		<b>21677</b>  <b>21005</b>	A: 36 B: 30 C: 60 Q: 94
<b>A4 (8D2, B5), Avant (8D5, B5)</b>				<b>1994 -&gt; 2000</b>
1.6 (100CV - 102CV) 1.8 (125CV) 1.8 quattro (125CV) 1.9 TDI (110CV - 75CV - 90CV) 1.9 TDI quattro (110CV)	<b>221374</b> 497mm	<b>221375</b> 585mm	<b>21226A</b>	<b>Automatic</b> A: 33 B: 30 C: 53 Q: 130/130  ABS: 45
1.8 (125CV) 1.8 quattro (125CV) 1.8 T (150CV) 1.8 T quattro (150CV)	<b>22342</b> 615mm	<b>22343</b> 635mm	<b>21226</b>  <b>21004</b>	A: 33 B: 30 C: 53 Q: 108/108  ABS: 45
1.9 TDI (75CV) 1.9 TDI (90CV) 1.9 TDI (110CV) 1.9 TDI quattro (110CV) 1.9 TDI quattro (116CV)	<b>22344</b> 595mm	<b>22345</b> 618mm	<b>21226</b>	A: 33 B: 30 C: 53 Q: 130  ABS: 45
1.9 TDI (116CV) 1.9 TDI quattro (116CV)	<b>22376</b> 601mm	<b>22377</b> 620mm	<b>21224</b>	A: 33 B: 27 C: 60 Q: 130/130  ABS: 45

MARCA / MODELO / MOTOR	LEFT / IZQUIERDA	RIGHT / DERECHA	CV JOINT / IN JOINT	OBSERVACIONES
<b>AUDI</b>				
<b>A4 (8D2, B5), Avant (8D5, B5)</b>				<b>1994 -&gt; 2000</b>
2.4 (163CV - 165CV) 2.5 TDI (150CV) 2.6 (150CV) 2.8 (174CV - 193CV)	<b>221177</b> 538mm	<b>221178</b> 504mm	<b>21227A</b>	<b>Automatic</b> A: 38 B: 27 C: 60 Q: 130/130  ABS: 45
2.5 TDI (150CV) 2.6 (150CV) 2.8 (174CV - 193CV)	<b>22370</b> 605mm	<b>22371</b> 625mm	<b>21227A</b>	A: 38 B: 27 C: 60 Q: 130/130  ABS: 45
1.6 (100CV)	<b>22378</b> 618mm	<b>22379</b> 633mm	<b>21226A</b>  <b>21003</b>	A: 33 B: 30 C: 53 Q: 100  ABS: 45
2.4 (163CV) 2.6 (150CV) 2.8 (174CV) 2.8 (193CV)			<b>21221A</b>	A: 38 B: 30 C: 60  ABS: 45
<b>A4 (8E2, B6), Avant (8E5, B6)</b>				<b>2000 -&gt; 2004</b>
1.6 (102CV) 1.8 T (150CV) 1.8 T quattro (150CV - 163CV - 190CV) 1.9 TDI quattro (130CV) 2.0 (130CV) 2.0 FSI (150CV)	<b>221033</b> 610mm	<b>221034</b> 634mm	<b>21693</b>	A: 38 B: 33 C: 59 Q: 130/130  ABS: 45
1.8 T (150CV - 163CV) 1.8 T quattro (150CV) 1.9 TDI (101CV - 130CV) 1.9 TDI (116CV) 1.9 TDI quattro (130CV) 2.0 (130CV) 2.4 (163CV - 170CV) 2.5 TDI (155CV - 163CV) 2.5 TDI quattro (180CV) 3.0 (218CV - 220CV) S4 quattro (344CV)	<b>221000</b> 600mm	<b>221001</b> 620mm	<b>21227A</b>	A: 38 B: 27 C: 60 Q: 130/130  ABS: 45

MARCA / MODELO / MOTOR	LEFT / IZQUIERDA	RIGHT / DERECHA	CV JOINT / IN JOINT	OBSERVACIONES
<b>AUDI</b>				
<b>A4 (8E2, B6), Avant (8E5, B6)</b>			<b>2000 -&gt; 2004</b>	
1.8 T (150CV - 163CV) 1.8 T quattro (150CV) 1.8 T (190CV) 1.9 TDI (101CV - 130CV) 1.9 TDI quattro (130CV) 2.4 (163CV - 170CV) 2.5 TDI (155CV - 163CV) 3.0 (218CV - 220CV)	<b>221050</b> 527mm	<b>221050</b> 527mm	<b>21227A</b>	<b>Automatic</b> A: 38 B: 27 C: 60 Q: 130/130  ABS: 45
1.8 T quattro (163CV - 190CV) 2.5 TDI quattro (180CV) 3.0 quattro (218CV - 220CV)	<b>221050</b> 527mm	<b>221063</b> 491mm	<b>21227A</b>	<b>Automatic</b> A: 38 B: 27 C: 60 Q: 130  ABS: 45
1.8 T quattro (163CV - 190CV)	<b>221469</b> 594mm	<b>221440</b> 615mm	<b>21693</b>	<b>Automatic</b> A: 38 B: 33 C: 59 Q: 130/130  ABS: 45
2.0 (130CV) 2.0 FSI (150CV)	<b>221467</b> 526mm	<b>221467</b> 526mm	<b>21693</b>	<b>Automatic</b> A: 38 B: 33 C: 59 Q: 130/130  ABS: 45
S4 quattro (344CV)	<b>221472</b> 580mm	<b>221063</b> 491mm	<b>21734</b>	<b>Automatic</b> A: 38 B: 27 C: 59 Q: 130  ABS: 45
<b>A4 (8EC, B7), Avant (8ED, B7), Cabriolet</b>			<b>2004 -&gt; 2008</b>	
1.8 T (163CV) 2.0 TFSI (200CV) 2.5 TDI (163CV) 3.2 FSI (255CV)	<b>221050</b> 527mm	<b>221050</b> 527mm	<b>21227A</b>	<b>Automatic</b> A: 38 B: 27 C: 60 Q: 130/130  ABS: 45
1.8 T quattro (163CV) 2.0 (130CV) 2.0 TDI quattro (140CV - 170CV) 2.0 TFSI quattro (220CV)	<b>221469</b> 594mm	<b>221440</b> 615mm	<b>21693</b>	A: 38 B: 33 C: 59 Q: 130  ABS: 45

MARCA / MODELO / MOTOR	LEFT / IZQUIERDA	RIGHT / DERECHA	CV JOINT / IN JOINT	OBSERVACIONES
<b>AUDI</b>				
<b>A4 (8EC, B7), Avant (8ED, B7), Cabriolet</b>				<b>2004 -&gt; 2008</b>
1.8 T (163CV) 1.8 T quattro (163CV) 2.0 (130CV) 2.0 TFSI (200CV) 2.0 TDI 16V (140CV) 3.2 FSI (255CV)	<b>221467</b> 526mm	<b>221467</b> 526mm	<b>21693</b>	<b>Automatic</b> A: 38 B: 33 C: 59 Q: 130/130  ABS: 45
2.0 TFSI quattro (200CV)	<b>221468</b> 585mm	<b>221440</b> 615mm	<b>21693</b>	<b>Automatic</b> A: 38 B: 33 C: 59 Q: 130/130  ABS: 45
2.0 TFSI quattro (200CV)	<b>221469</b> 594mm		<b>21693</b>	<b>Automatic</b> A: 38 B: 33 C: 59 Q: 130  ABS: 45
3.0 TDI quattro (204CV - 233CV) 3.2 FSI quattro (255CV) S4 quattro (344CV)	<b>221472</b> 580mm	<b>221063</b> 491mm	<b>21734</b>	<b>Automatic</b> A: 38 B: 27 C: 59 Q: 130  ABS: 45
3.0 quattro (218CV)		<b>221063</b> 491mm	<b>21227A</b>	<b>Automatic</b> A: 38 B: 27 C: 60 Q: 130  ABS: 45
<b>A4 (8K2, B8), Avant (8K5, B8)</b>				<b>2007 -&gt; 2015</b>
1.8 TFSI (120CV - 160CV) 1.8 TFSI quattro (160CV) 2.0 TDI (120CV - 136CV - 143CV - 163CV - 170CV) 2.0 TFSI (180CV - 211CV) 2.0 TFSI flexible fuel (180CV) 3.0 TDI quattro (211CV - 240CV) 3.2 FSI (265CV) 3.2 FSI quattro (265CV) S4 quattro (333CV)	<b>221370</b> 465mm	<b>221370</b> 465mm	<b>21823</b>	A: 42 B: 27 Q: 124/124
1.8 TFSI quattro (160CV) 2.0 TDI quattro (143CV - 170CV) 2.0 TFSI flexible fuel quattro (180CV) 2.0 TFSI quattro (211CV) 3.2 FSI quattro (265CV)	<b>221455</b> 465mm	<b>221455</b> 465mm	<b>21824</b>	<b>Automatic</b> A: 42 B: 33 Q: 124/124

MARCA / MODELO / MOTOR	LEFT / IZQUIERDA	RIGHT / DERECHA	CV JOINT / IN JOINT	OBSERVACIONES
<b>AUDI</b>				
<b>A4 Allroad (8KH, B8)</b>				2009 ->
2.0 TDI quattro (136CV - 143CV - 163CV - 170CV - 177CV) 2.0 TFSI quattro (211CV)	<b>221455</b> 465mm	<b>221455</b> 465mm	<b>21824</b>	<b>Automatic</b> A: 42 B: 33 Q: 124/124
3.0 TDI quattro (240CV)	<b>221370</b> 465mm	<b>221370</b> 465mm	<b>21823</b>	A: 42 B: 27 Q: 124/124
<b>A5 (8T3), Cabriolet (8F7), Sportback (8TA)</b>				2007 ->
1.8 TFSI (160CV - 170CV) 2.0 TDI (170CV) 2.0 TFSI (180CV - 211CV) 3.0 TDI quattro (211CV - 240CV) 3.2 FSI (265CV) S5 quattro (354CV) RS 5 quattro (450CV)	<b>221370</b> 465mm	<b>221370</b> 465mm	<b>21823</b>	A: 42 B: 27 Q: 124/124
2.0 TDI quattro (170CV) 2.0 TFSI quattro (211CV) 3.2 FSI quattro (265CV)	<b>221455</b> 465mm	<b>221455</b> 465mm	<b>21824</b>	<b>Automatic</b> A: 42 B: 33 Q: 124/124
<b>A6 (4A, C4), Avant (4A, C4)</b>				1994 -> 1997
1.8 (125CV) 1.8 quattro (125CV) 1.9 TDI (90CV) 2.0 (100CV - 115CV) 2.0 16V (140CV) 2.0 16V quattro (140CV) 2.3 (133CV)	<b>22346</b> 622mm	<b>22347</b> 660mm	<b>21118</b>  <b>21004</b>	A: 38 B: 30 C: 59 Q: 108/108  ABS: 45
2.5 TDI (114CV - 116CV - 140CV) 2.5 TDI quattro (140CV) 2.6 (150CV) 2.6 quattro (150CV) 2.8 (174CV - 193CV) 2.8 quattro (174CV - 193CV) S6 4.2 quattro (290CV) S6 Turbo quattro (230CV)	<b>22348</b> 615mm	<b>22349</b> 650mm	<b>21119</b>	A: 38 B: 27 C: 60 Q: 130/130  ABS: 45

MARCA / MODELO / MOTOR	LEFT / IZQUIERDA	RIGHT / DERECHA	CV JOINT / IN JOINT	OBSERVACIONES
<b>AUDI</b>				
<b>A6 (4B, C5), Avant (4B, C5)</b>				<b>1997 -&gt; 2005</b>
1.8 (125CV) 1.8 T (150CV) 1.8 T quattro (150CV)			<b>21226</b>	A: 33 B: 30 C: 53  ABS: 45
<b>A6 (4B2, C5), Avant (4B5, C5)</b>				<b>2000 -&gt; 2005</b>
1.9 TDI (115CV)	<b>22376</b> 601mm	<b>22377</b> 620mm	<b>21224</b>	A: 33 B: 27 C: 60 Q: 130/130  ABS: 45
1.8 T (180CV) 1.8 T quattro (180CV) 1.9 TDI (110CV) 2.0 (130CV) 2.4 (156CV - 163CV - 165CV - 170CV) 2.4 quattro (156CV - 163CV - 165CV - 170CV) 2.5 TDI (150CV) 2.5 TDI quattro (150CV) 2.7 T (230CV) 2.7 T quattro (230CV) 2.8 (193CV) 2.8 quattro (193CV)	<b>22350</b> 628mm	<b>22351</b> 650mm	<b>21227A</b>	A: 38 B: 27 C: 60 Q: 130/130  ABS: 45
1.9 TDI (115CV) 2.4 (136CV - 156CV - 163CV - 165CV) 2.4 quattro (156CV - 163CV - 165CV) 2.5 TDI quattro (180CV) 2.8 (180CV - 190CV - 193CV) 2.8 quattro (193CV)	<b>22372</b> 553mm	<b>22373</b> 524mm	<b>21227A</b>	<b>Automatic</b> A: 38 B: 27 C: 60 Q: 130/130  ABS: 45
1.8 T (150CV) 1.8 T quattro (150CV) 1.9 TDI (130CV) 2.4 (170CV) 2.4 quattro (170CV) 2.5 TDI (155CV - 163CV - 180CV) 3.0 (220CV) 3.0 quattro (220CV) 4.2 quattro (299CV) 4.2 quattro (335CV) RS6 quattro (450CV) S6 quattro (340CV)	<b>221002</b> 540mm	<b>221002</b> 540mm	<b>21227A</b>	<b>Automatic</b> A: 38 B: 27 C: 60 Q: 130/130  ABS: 45

MARCA / MODELO / MOTOR	LEFT / IZQUIERDA	RIGHT / DERECHA	CV JOINT / IN JOINT	OBSERVACIONES
<b>AUDI</b>				
<b>A6 (4F2, C6), Avant (4F5, C6)</b>				2005 -> 2010
2.0 TFSI (170CV) 2.4 (177CV) 2.4 quattro (130CV) 3.2 FSI (255CV) 3.2 FSI quattro (255CV) 2.0 TDI (140CV) 3.0 TDI quattro (225CV)	<b>221579</b> 616mm	<b>221580</b> 655mm	<b>21826</b>	A: 38 B: 27 C: 56 Q: 130/130
<b>A6 (4G2, C7, 4GC), Avant (4G2, C7, 4GC)</b>				2010 -> 2015
2.8 FSI (204CV)	<b>221470</b> 495mm	<b>221470</b> 495mm	<b>21823</b>	A: 42 B: 27
<b>A7 Sportback (4GA, 4GF)</b>				2011 ->
2.8 FSI (204CV)	<b>221470</b> 495mm	<b>221470</b> 495mm	<b>21823</b>	A: 42 B: 27
<b>Q5 (8R)</b>				2008 ->
2.0 TDI (136CV - 143CV) 2.0 TDI quattro (143CV - 170CV) 2.0 TFSI quattro (180CV - 211CV)	<b>221466</b> 500mm	<b>221466</b> 500mm	<b>21824</b>	A: 42 B: 33
2.0 TDI quattro (170CV) 2.0 TFSI hybrid quattro (211CV) 3.0 TDI quattro (240CV) 3.2 FSI quattro (270CV)	<b>221470</b> 495mm	<b>221470</b> 495mm	<b>21823</b>	A: 42 B: 27
<b>Q7 (4L)</b>				2006 -> 2015
3.0 TDI (211CV - 233CV - 240CV) 3.6 FSI (280CV) 4.2 FSI (350CV)	<b>221461</b> 547mm	<b>221461</b> 547mm	<b>21850</b>	A: 30 B: 27 C: 64

MARCA / MODELO / MOTOR	LEFT / IZQUIERDA	RIGHT / DERECHA	CV JOINT / IN JOINT	OBSERVACIONES
<b>AUDI</b>				
<b>Q7 (4L)</b> 2006 -> 2015				
4.2 TDI (326CV - 340CV) 6.0 TDI (500CV)	<b>221332</b> 530mm	<b>221332</b> 530mm	<b>21850</b>	A: 30 B: 27 C: 64
<b>TT (8N3)</b> 1998 -> 2006				
1.8 T (150CV - 180CV - 190CV) 1.8 T quattro (180CV)	<b>22320</b> 550mm	<b>22321</b> 815mm	<b>21238</b>	A: 36 B: 30 C: 53 Q: 94/94
1.8 T quattro (224CV)	<b>22332</b> 520mm	<b>22333</b> 805mm	<b>21225</b> <b>21014</b>	A: 36 B: 27 C: 53 Q: 108/108
<b>TT Roadster (8N9)</b> 1999 -> 2006				
1.8 T (150CV - 180CV) 1.8 T quattro (180CV)	<b>22320</b> 550mm	<b>22321</b> 815mm	<b>21238</b> <b>21005</b>	A: 36 B: 30 C: 53 Q: 94/94
<b>TT (8J3)</b> 2008 -> 2014				
2.0 TDI quattro (170CV)	<b>221071</b> 485mm	<b>221095</b> 761mm	<b>21541</b>	A: 36 B: 27 C: 60 Q: 119/119
<b>TT Roadster (8J9)</b> 2008 -> 2014				
2.0 TDI quattro (170CV)	<b>221071</b> 485mm	<b>221095</b> 761mm	<b>21541</b>	<b>Automatic</b> A: 36 B: 27 C: 60 Q: 119/119



MARCA / MODELO / MOTOR	LEFT / IZQUIERDA	RIGHT / DERECHA	CV JOINT / IN JOINT	OBSERVACIONES
<b>BMW</b>				
<b>1 (E81)</b>				<b>2006 -&gt; 2012</b>
116 i (115CV - 122CV) 118 i (143CV) 120 i (170CV)	<b>221482</b> 606mm	<b>221486</b> 660mm		A: 27 B: 24 C: 64 Q: 94 ABS: 48
118 d (143CV)	<b>221485</b> 607mm	<b>221483</b> 665mm		A: 27 B: 24 C: 64 Q: 94 ABS: 48
118 d (143CV) 120 d (177CV)	<b>221471</b> 610mm	<b>221394</b> 668mm		A: 27 B: 25 C: 64 Q: 100 ABS: 48
123 d (204CV)	<b>221464</b> 617mm	<b>221465</b> 666mm		A: 30 B: 25 C: 59 Q: 100
<b>1 (E87)</b>				<b>2003 -&gt; 2012</b>
116 i (115CV)	<b>221479</b> 611mm	<b>221481</b> 660mm		A: 27 B: 24 C: 64 Q: 94 ABS: 48
116 i (115CV - 122CV) 118 i (129CV - 143CV) 120 i (150CV - 170CV)	<b>221482</b> 606mm	<b>221486</b> 660mm		A: 27 B: 24 C: 64 Q: 94 ABS: 48
118 d (122CV)	<b>221485</b> 607mm	<b>221483</b> 660mm		A: 27 B: 24 C: 64 Q: 94 ABS: 48
118 d (143CV) 120 d (163CV - 177CV)	<b>221471</b> 610mm	<b>221394</b> 668mm		A: 27 B: 25 C: 64 Q: 100 ABS: 48

MARCA / MODELO / MOTOR	LEFT / IZQUIERDA	RIGHT / DERECHA	CV JOINT / IN JOINT	OBSERVACIONES
<b>BMW</b>				
<b>1 (E87)</b> 2003 -> 2012				
123 d (204CV)	<b>221464</b> 617mm	<b>221465</b> 666mm		A: 30 B: 25 C: 59 Q: 100
<b>1 Cabriolet (E88)</b> 2008 -> 2013				
118 i (143CV) 120 i (170CV)	<b>221482</b> 606mm	<b>221486</b> 660mm		A: 27 B: 24 C: 64 Q: 94
120 d (177CV)	<b>221471</b> 610mm	<b>221394</b> 668mm		A: 27 B: 25 C: 64 Q: 100 ABS: 48
123 d (204CV)	<b>221464</b> 617mm	<b>221465</b> 666mm		A: 30 B: 25 C: 59 Q: 100
<b>1 Coupe (E82)</b> 2007 -> 2013				
120 d (177CV)	<b>221471</b> 610mm	<b>221394</b> 668mm		A: 27 B: 25 C: 64 Q: 100 ABS: 48
123 d (204CV)	<b>221464</b> 617mm	<b>221465</b> 666mm		A: 30 B: 25 C: 59 Q: 100
<b>3 (E30), Cabriolet, Touring</b> 1983 -> 1991				
324 td (115CV) 325 i (170CV - 171CV) M3 2.3 (195CV - 200CV - 215CV)	<b>221463</b> 575mm	<b>221463</b> 575mm		A: 27 B: 25 C: 64 Q: 100 ABS: 48

MARCA / MODELO / MOTOR	LEFT / IZQUIERDA	RIGHT / DERECHA	CV JOINT / IN JOINT	OBSERVACIONES
<b>BMW</b>				
<b>3 (E36), Cabriolet, Coupe, Touring</b>				<b>1990 -&gt; 1998</b>
325 i (192CV) 325 td (115CV) 325 tds (143CV)	<b>22392</b> 598mm	<b>22392</b> 598mm		A: 27 B: 25 C: 64 Q: 100  ABS: 48
<b>3 (E46), Cabriolet, Compact, Coupe, Touring</b>				<b>1998 -&gt; 2005</b>
318 d (116CV) 320 d (136CV - 150CV) 320 i (150CV - 170CV) 323 i (170CV) 325 i (192CV) 325 xi (192CV) 328 i (193CV)	<b>221393</b> 618mm	<b>221394</b> 668mm		A: 27 B: 25 C: 64 Q: 100  ABS: 48
325 xi (192CV) 330 xd (184CV - 204CV) 330 xi (231CV)	<b>221121</b> 586mm	<b>221122</b> 900mm	<b>21691</b>	A: 30 B: 27 C: 58 Q: 90/86 Me: 27/27 P: 64/380
<b>3 (E90)</b>				<b>2005 -&gt; 2007</b>
316 i (115CV) 318 i (129CV) 318 i (143CV) 320 i (150CV - 170CV)	<b>221482</b> 606mm	<b>221484</b> 663mm		A: 27 B: 24 C: 64 Q: 94  ABS: 48
318 d (122CV - 143CV) 320 d (150CV - 163CV)	<b>221471</b> 610mm	<b>221394</b> 668mm		A: 27 B: 25 C: 64 Q: 100  ABS: 48
320 d (150CV - 163CV - 177CV) 325 d (197CV) 330 d xDrive (245CV) 330 xd (231CV)	<b>221464</b> 617mm	<b>221465</b> 666mm		A: 30 B: 25 C: 59 Q: 100
318 i (129CV - 143CV) 320 i (150CV - 170CV)	<b>221482</b> 606mm	<b>221486</b> 660mm		A: 27 B: 24 C: 64 Q: 94  ABS: 48

MARCA / MODELO / MOTOR	LEFT / IZQUIERDA	RIGHT / DERECHA	CV JOINT / IN JOINT	OBSERVACIONES
<b>BMW</b>				
<b>3 Coupe (E92), Touring (E91)</b>				<b>2006 -&gt; 2013</b>
320 i (150CV - 170CV)	<b>221482</b> 606mm	<b>221484</b> 663mm		A: 27 B: 24 C: 64 Q: 94 ABS: 48
320 i (170CV)	<b>221482</b> 606mm	<b>221486</b> 660mm		A: 27 B: 24 C: 64 Q: 94 ABS: 48
320 d xDrive (177CV) 320 xd (177CV) 325 d (197CV) 330 d xDrive (245CV) 330 xd (231CV - 245CV)	<b>221464</b> 617mm	<b>221465</b> 666mm		A: 30 B: 25 C: 59 Q: 100
320 d (177CV)	<b>221471</b> 610mm	<b>221394</b> 668mm		A: 27 B: 25 C: 64 Q: 100 ABS: 48
<b>5 (E39), Touring (E39)</b>				<b>1995 -&gt; 2003</b>
523 i (170CV) 525 i (192CV) 528 i (193CV) 530 i (231CV) 535 i (235CV)	<b>221514</b> 620mm	<b>221514</b> 620mm		A: 30 B: 25 C: 59 Q: 100
<b>5 (E60), Touring (E61)</b>				<b>2003 -&gt; 2010</b>
525 d (163CV - 177CV - 197CV) 530 d (218CV - 231CV - 235CV) 530 xd (231CV) 535 d (272CV - 286CV) 540 i (306CV) 545 i (333CV) 550 i (367CV)	<b>221399</b> 655mm	<b>221399</b> 655mm		A: 30 B: 28 C: 58,7 Q: 108
<b>6 (E63), Cabriolet (E64)</b>				<b>2004 -&gt; 2010</b>
635 d (286CV) 645 Ci (333CV) 650 i (367CV)	<b>221399</b> 655mm	<b>221399</b> 655mm		A: 30 B: 28 C: 58,7 Q: 108

MARCA / MODELO / MOTOR	LEFT / IZQUIERDA	RIGHT / DERECHA	CV JOINT / IN JOINT	OBSERVACIONES
<b>BMW</b>				
<b>7 (E65, E66, E67)</b>				2002 -> 2009
730 d (218CV) 730 Ld (231CV)	<b>221399</b> 655mm	<b>221399</b> 655mm		A: 30 B: 28 C: 58,7 Q: 108
<b>X3 (E83)</b>				2004 -> 2010
xDrive 18 d (143CV) xDrive 20 d (163CV - 177CV) 2.0 i (150CV) xDrive 20 i (150CV) 2.0 d (150CV) 2.0 d (177CV) xDrive 25 i (218CV) 2.5 i (192CV) 3.0 d (218CV) 3.0 i xDrive (231CV) xDrive 30 d (211CV - 218CV) 3.0 d (204CV)	<b>221515</b> 626mm	<b>221513</b> 676mm		A: 30 B: 25 C: 69 Q: 100  ABS: 48
<b>X5 (E53)</b>				2000 -> 2006
3.0 d (184CV - 218CV) 3.0 i (222CV - 231CV) 4.4 i (286CV - 320CV) 4.6 is (347CV) 4.8 is (360CV)	<b>221056</b> 590mm	<b>221057</b> 975mm	<b>21536</b>	A: 30 B: 27 C: 65 Q: 86/86 Me: 27/27 P: 64/470
3.0 d (184CV) 3.0 d (218CV) 3.0 i (231CV) 4.4 i (286CV) 4.4 i (320CV) 4.6 is (347CV) 4.8 is (360CV)			<b>21691</b>	A: 30 B: 27 C: 58
3.0 d (184CV - 218CV) 3.0 i (231CV) 4.4 i (320CV) 4.6 is (347CV) 4.8 is (360CV)	<b>221492</b> 645mm	<b>221492</b> 645mm		A: 30 B: 28 C: 58,7 Q: 108
3.0 d (184CV - 218CV) 3.0 i (222CV - 231CV) 4.4 i (286CV)	<b>221535</b> 654mm	<b>221535</b> 654mm		A: 30 B: 25 C: 59 Q: 100

MARCA / MODELO / MOTOR	LEFT / IZQUIERDA	RIGHT / DERECHA	CV JOINT / IN JOINT	OBSERVACIONES
<b>BMW</b>				
<b>X5 (E70)</b> 2007 -> 2013				
3.0 d (235CV) 3.0 sd (286CV) 3.0 si (272CV) 4.8 i xDrive (355CV) M (555CV) xDrive 30 d (235CV) xDrive 30 i (272CV) xDrive 35 d (286CV) xDrive 35 i (306CV) xDrive 48 i (355CV) xDrive 50 i (408CV)	<b>221395</b> 637mm	<b>221396</b> 1020mm	<b>21831</b>	A: 30 B: 33 C: 65 Q: 85/84 Me: 27/27 P: 62/467
<b>X6 (E71, E72)</b> 2008 -> 2014				
30 d (235CV) 35 i (306CV) 50 i (408CV) ActiveHybrid (485CV) M (555CV) xDrive 30 d (235CV) xDrive 35 d (286CV) xDrive 35 i (306CV) xDrive 50 i (408CV)	<b>221395</b> 637mm	<b>221396</b> 1020mm	<b>21831</b>	A: 30 B: 33 C: 65 Q: 85/84 Me: 27/27 P: 62/467
<b>Z4 (E85)</b> 2003 -> 2005				
2.5 i (192CV) 3.0 i (231CV)	<b>221393</b> 618mm	<b>221394</b> 668mm		A: 27 B: 25 C: 64 Q: 100 ABS: 48

MARCA / MODELO / MOTOR	LEFT / IZQUIERDA	RIGHT / DERECHA	CV JOINT / IN JOINT	OBSERVACIONES
<b>CHEVROLET</b>				
<b>EPICA (KL1_)</b> 2005 -> 2006				
2.0 (128CV - 133CV)	<b>221501</b> 643mm	<b>221500</b> 682mm	<b>21838</b>	A: 28 Me: 34 Mi: 26 P: 57/39
<b>EPICA (KL1_)</b> 2006 ->				
2.0 (144CV)	<b>221503</b> 622mm	<b>221502</b> 554mm	<b>21838</b>	A: 28 Me: 34 Mi: 26 P: 57/39
<b>MATIZ (M200, M250)</b> 2005 ->				
0.8 (52CV)	<b>221048</b> 616mm	<b>221049</b> 786mm	<b>21321</b>	A: 23 C: 46 Q: 69/69 Me: 22/22 P: 72/72 ABS: 40

MARCA / MODELO / MOTOR	LEFT / IZQUIERDA	RIGHT / DERECHA	CV JOINT / IN JOINT	OBSERVACIONES
<b>CHRYSLER</b>				
<b>PT CRUISER (PT_)</b>				2000 -> 2010
2.0 (141CV) 2.0 (136CV) 2.4 (150CV)			<b>21732</b>	A: 26 B: 23 C: 57,7  ABS: 46
<b>VOYAGER III (GS)</b>				1995 -> 2001
2.0 i (133CV) 2.4 i (151CV) 2.5 TD (116CV)		<b>221302A</b>  1030mm	<b>21071</b>	A: 26 B: 32 C: 54 Q: 68 Me: 22 P: 24 ABS: 47



MARCA / MODELO / MOTOR	LEFT / IZQUIERDA	RIGHT / DERECHA	CV JOINT / IN JOINT	OBSERVACIONES
<b>CITROËN</b>				
<b>AX (ZA-_)</b>				1986 -> 1998
1.3 Sport (95CV) 10 (44CV - 45CV - 50CV) 10 E (41CV) 11 (54CV - 60CV) 11 KAT (54CV) 14 (60CV - 67CV - 85CV) 14 D (52CV)	<b>22420</b> 645mm	<b>22421</b> 827mm		A: 21 C: 49 Q: 63/63 Me: 22/22 P: 60/73
1.4 GTi (100CV - 90CV - 94CV) 14 (75CV) 14 D (50CV) 15 D (54CV - 58CV)	<b>22424</b> 645mm	<b>22425</b> 827mm		A: 21 Q: 69/69 Me: 22/22 P: 66/66
<b>BX (XB-_), Break (XB-_)</b>				1982 -> 1993
16 (103CV - 72CV - 87CV - 90CV - 92CV) 16 E (88CV) 19 (102CV - 105CV - 95CV) 19 D (64CV - 69CV)	<b>22413</b> 623mm	<b>22414</b> 868mm	<b>21123</b>	A: 25 B: 22 C: 54 Q: 78/78 Me: 24/24 P: 70/349
19 GTi (120CV - 122CV) 19 GTi 16V (147CV - 158CV) 19 GTi 4x4 (120CV) TRD Turbo (90CV)	<b>22442</b> 614mm	<b>22443</b> 867mm		A: 25 C: 57 Q: 81/81 Me: 24/24 P: 69/348
19 GTi (120CV - 122CV) 19 GTi 16V (147CV - 158CV) 19 GTi 4x4 (120CV) TRD Turbo (90CV)	<b>22442A</b> 614mm	<b>22443A</b> 867mm	<b>21125A</b>	A: 25 B: 34 C: 56 Q: 81/81 Me: 24/24 P: 69/348 ABS: 29
19 GTi (120CV - 122CV) 19 GTi 16V (147CV - 158CV) 19 GTi 4x4 (120CV) TRD Turbo (90CV)	<b>22442C</b> 614mm	<b>22443C</b> 867mm	<b>21125C</b>	A: 25 B: 34 C: 56 Q: 81/81 Me: 24/24 P: 69/348 ABS: 90
<b>BERLINGO (MF), Furgón (M_)</b>				1996 -> 2008
1.1 i (MFHDZ, MFHFX) (60CV)	<b>22468</b> 620mm	<b>22469</b> 890mm	<b>21136</b>	A: 25 B: 22 C: 58 Q: 72/72 Me: 22/22 P: 58/329

MARCA / MODELO / MOTOR	LEFT / IZQUIERDA	RIGHT / DERECHA	CV JOINT / IN JOINT	OBSERVACIONES
<b>CITROËN</b>				
<b>BERLINGO (MF), Furgón (M_)</b>				1996 -> 2008
1.1 i (MFHDZ, MFHFX) 60CV 1.4 bivalent (65CV) 1.4 i (MFKFX, MFKFW) 75CV 1.4 i bivalent (MFKFW) 75CV	<b>22462A</b> 620mm	<b>22463A</b> 885mm	<b>21189A</b>	A: 25 B: 22 C: 60 Q: 72/72 Me: 22/22 P: 58/329 ABS: 29
1.6 16V (MFNFU) 109CV 1.8 D (MFA9A) 58CV 1.8 i (MFLFX) 90CV 1.9 D (MFWJZ) 70CV	<b>22442</b> 614mm	<b>22471</b> 895mm		A: 25 C: 57 Q: 81/81 Me: 24/24 P: 69/350
1.6 16V (MFNFU) 109CV 1.8 D (MFA9A) 58CV 1.8 i (MFLFX) 90CV 1.9 D (MFWJZ) 70CV	<b>22442A</b> 614mm	<b>22471A</b> 895mm		A: 25 B: 34 C: 56 Q: 81/81 Me: 24/24 P: 69/350 ABS: 29
1.8 i 4WD (MFLFX) 90CV	<b>22442</b> 614mm	<b>22443</b> 867mm		A: 25 C: 57 Q: 81/81 Me: 24/24 P: 69/348
1.8 i 4WD (MFLFX) 90CV	<b>22442A</b> 614mm	<b>22443A</b> 867mm	<b>21125A</b>	A: 25 B: 34 C: 56 Q: 81/81 Me: 24/24 P: 69/348 ABS: 29
2.0 HDI 90 (MFRHY) 90CV	<b>22465</b> 613mm	<b>22471</b> 895mm	<b>21125</b>	A: 25 B: 34 C: 56 Q: 81/81 Me: 24/24 P: 62/350
1.8 i 4WD (MFLFX) 90CV 2.0 HDI 90 (MFRHY) 90CV	<b>22465A</b> 613mm	<b>22471A</b> 895mm	<b>21125A</b>	A: 25 B: 34 C: 56 Q: 81/81 Me: 24/24 P: 62/350 ABS: 29
1.8 i 4WD (MFLFX) 90CV 2.0 HDI 90 (MFRHY) 90CV	<b>22465B</b> 613mm	<b>22471B</b> 895mm	<b>21125B</b>	A: 25 B: 34 C: 58 Q: 81/81 Me: 24/24 P: 62/350 ABS: 48

MARCA / MODELO / MOTOR	LEFT / IZQUIERDA	RIGHT / DERECHA	CV JOINT / IN JOINT	OBSERVACIONES
<b>CITROËN</b>				
<b>BERLINGO (MF), Furgón (M_)</b>				1996 -> 2008
1.6 HDI (90CV)	<b>22407</b> 650mm	<b>22406</b> 950mm	<b>21138</b>	A: 25 B: 34 C: 58 Me: 24/24 P: 62/350
<b>BERLINGO (B9), Furgón (B9)</b>				2008 ->
1.6 (90CV - 109CV) 1.6 VTI 95 (98CV) 1.6 VTI 120 (120CV) 1.6 HDI (75CV - 90CV - 92CV - 109CV - 112CV - 114CV) 1.6 Blue HDI (75CV - 99CV)	<b>22407</b> 650mm	<b>22406</b> 950mm	<b>21138</b>	A: 25 B: 34 C: 58 Me: 24/24 P: 62/350
1.6 (90CV - 109CV) 1.6 HDI (75CV - 90CV - 92CV - 109CV - 112CV - 114CV) 1.6 Blue HDI (75CV - 99CV)	<b>22405</b> 670mm	<b>22406</b> 950mm	<b>21138</b>	A: 25 B: 34 C: 58 Me: 24/24 P: 62/350
<b>C15 (VD-_)</b>				1984 -> 2005
1.1 (48CV) 1.8 D (60CV) 1.9 D (60CV)	<b>22700</b> 590mm	<b>22701</b> 839mm		A: 21 C: 57 Q: 81/81 Me: 24/24 P: 69/348
1.1 (48CV) 1.8 D (60CV) 1.9 D (60CV)	<b>22416</b> 598mm	<b>22417</b> 839mm	<b>21126</b>	A: 21 B: 22 C: 49 Q: 79/78 Me: 24/24 P: 70/349
1.1 i (60CV) 1.3 (64CV) 1.4 (67CV) 1.4 E (60CV) 1.4 i (75CV)	<b>22422</b> 603mm	<b>22423</b> 835mm		A: 21 C: 57 Q: 69/69 Me: 22/22 P: 66/329
<b>C25 Bus (280_, 290_), Furgón (280_, 290_)</b>				1981 -> 1994
1.8 E (69CV) 1.9 D (69CV) 2.0 (84CV) 2.0 E (79CV) 2.5 D (73CV) 2.5 D Turbo (95CV) 2.5 D Turbo 4x4 (95CV)	<b>22418</b> 708mm	<b>22419</b> 1071mm	<b>21130</b>	A: 28 B: 27 C: 63 Q: 100/100 Me: 25/25 P: 69/389

MARCA / MODELO / MOTOR	LEFT / IZQUIERDA	RIGHT / DERECHA	CV JOINT / IN JOINT	OBSERVACIONES
<b>CITROËN</b>				
<b>C25 Bus (280_, 290_), Furgón (280_, 290_)</b>				1981 -> 1994
1.9 D (69CV)	<b>22418</b> 708mm	<b>22511</b> 1066mm	<b>21130</b>	A: 28 B: 27 C: 63 Q: 100/100 Me: 25/25 P: 69/69
<b>C1 (PM_, PN_)</b>				2005 ->
1.0 (68CV)	<b>221389</b> 650mm	<b>221390</b> 840mm	<b>21830</b>	A: 24 B: 20 C: 49 Q: 73/73 Me: 23/23 P: 60/60
1.4 HDi (54CV)	<b>221425</b> 590mm		<b>21830</b>	A: 24 B: 20 C: 49 Q: 73 Me: 23 P: 60
<b>C2 (JM_)</b>				2003 ->
1.1 (60CV) 1.4 HDi (68CV)	<b>22460</b> 665mm	<b>22461</b> 870mm	<b>21137</b>	A: 21 B: 21 C: 49 Q: 72/71 Me: 22/22 P: 58/94
1.1 (60CV) 1.4 (73CV)			<b>21663</b>	A: 21 B: 20 C: 49
<b>C3 I (FC_), Pluriel (HB_)</b>				2002 ->
1.1 i (60CV) 1.4 16V HDi (90CV) 1.4 HDi (68CV) 1.4 i (73CV) 1.4 i Bivalent (73CV)	<b>22460</b> 665mm	<b>22461</b> 870mm	<b>21137</b>	A: 21 B: 21 C: 49 Q: 72/71 Me: 22/22 P: 58/94
1.4 16V (88CV) 1.6 16V (109CV)	<b>22680</b> 672mm	<b>22681</b> 880mm	<b>21184</b>	A: 21 B: 22 C: 50 Q: 71/71 Me: 22/22 P: 65/94

MARCA / MODELO / MOTOR	LEFT / IZQUIERDA	RIGHT / DERECHA	CV JOINT / IN JOINT	OBSERVACIONES
<b>CITROËN</b>				
<b>C3 I (FC_), Pluriel (HB_)</b>				2002 ->
1.4 16V HDi (90CV) 1.6 16V HDi (90CV)	<b>221397</b> 670mm	<b>221398</b> 880mm	<b>21184</b>	A: 21 B: 22 C: 50 Q: 78/76 Me: 24/24 P: 70/290
<b>C4 I (LC_), Coupe (LA_), Picasso I (UD_), Gran Picasso I (UD_)</b>				2004 -> 2011
1.4 16V (88CV) 1.6 16V (109CV)	<b>22401</b> 655mm	<b>22402</b> 940mm	<b>21189</b>	A: 25 B: 22 C: 60 Q: 72/72 Me: 22/22 P: 58/329
1.6 (90CV - 109CV) 1.6 VTI (120CV) 1.6 THP (140CV - 150CV) 2.0 16V (136CV - 140CV - 177CV) 1.6 HDI (90CV - 109CV - 112CV) 2.0 HDI (110CV)	<b>22407</b> 650mm	<b>22406</b> 950mm	<b>21138</b>	A: 25 B: 34 C: 58 Me: 24/24 P: 62/350
1.6 (90CV - 109CV) 1.6 HDI (90CV - 109CV - 112CV)	<b>22405</b> 670mm	<b>22406</b> 950mm	<b>21138</b>	A: 25 B: 34 C: 58 Me: 24/24 P: 62/350
2.0 HDi (136CV - 140CV)		<b>221224</b> 976mm	<b>21139</b>	A: 25 B: 39 C: 58,5 Me: 37 P: 398
<b>C4 II (B7)</b>				2009 ->
1.4 VTi 95 (95CV) 1.6 BlueHDi 100 (99CV) 1.6 HDi 90 (92CV)		<b>221539</b> 955mm	<b>21189</b>	A: 25 B: 34 C: 58,5 Q: 81 Me: 24 P: 350
<b>C5 I (DC_), Break (DE_)</b>				2001 -> 2004
1.8 16V (DC6FZB, DC6FZE) 115CV 2.0 16V (DCRFNC, DCRFNF) 136CV 2.0 HDi (DCRHYP) 90CV	<b>22405</b> 670mm	<b>22406</b> 950mm	<b>21138</b>	A: 25 B: 34 C: 58 Q: 81/81 Me: 24/24 P: 62/350

MARCA / MODELO / MOTOR	LEFT / IZQUIERDA	RIGHT / DERECHA	CV JOINT / IN JOINT	OBSERVACIONES
<b>CITROËN</b>				
<b>C5 I (DC_), Break (DE_)</b>				2001 -> 2004
2.0 HDi (107CV) 2.0 HDi (DCRHZB, DCRHZE) (109CV) 3.0 V6 (DCXFXC, DCXFXF) (207CV)	<b>22474</b> 650mm	<b>22475</b> 970mm	<b>21182</b>	A: 25 B: 39 C: 59 Q: 90/89 Me: 37/37 P: 87/362
2.2 HDi (DC4HXB, DC4HXE) (133CV) 3.0 V6 (DCXFXC, DCXFXF) (207CV)	<b>221012</b> 650mm	<b>221013</b> 975mm	<b>21690</b>	A: 25 B: 26 C: 58 Q: 86/86 Me: 37/37 P: 68/400
2.2 HDi (DC4HXB, DC4HXE) (133CV)	<b>221524</b> 650mm	<b>221377</b> 980mm	<b>21690</b>	<b>Automatic</b> A: 25 B: 26 C: 58 Q: 90 Me: 37 P: 372
<b>C5 II (RC_), Break (RE_)</b>				2004 ->
2.0 HDi (RCRHRH) (136CV)	<b>221012</b> 650mm	<b>221013</b> 975mm	<b>21690</b>	A: 25 B: 26 C: 58 Q: 86/86 Me: 37/37 P: 68/400
2.2 HDi (RC4HXE) (133CV)	<b>221524</b> 650mm	<b>221377</b> 980mm	<b>21690</b>	<b>Automatic</b> A: 25 B: 26 C: 58 Q: 90 Me: 37/37 P: 68/372
<b>C5 III (RD_), Break (TD_)</b>				2008 ->
2.0 HDi (136CV) 2.0 HDi 140 (140CV) 2.2 HDi (170CV) 2.2 HDi 165 (163CV)	<b>221378</b> 690mm	<b>221379</b> 1010mm	<b>21827</b>	A: 28 B: 26 C: 59 Q: 85 Me: 37/37 P: 70/400
<b>C6 (TD_)</b>				2006 ->
2.2 HDi (163CV - 170CV)	<b>221378</b> 690mm	<b>221379</b> 1010mm	<b>21827</b>	A: 28 B: 26 C: 59 Q: 85 Me: 37/37 P: 70/400

MARCA / MODELO / MOTOR	LEFT / IZQUIERDA	RIGHT / DERECHA	CV JOINT / IN JOINT	OBSERVACIONES
<b>CITROËN</b>				
<b>C8 (EA_, EB_) 2006 -&gt;</b>				
2.0 HDi 135 (136CV)	<b>221012</b> 650mm	<b>221013</b> 975mm	<b>21690</b>	A: 25 B: 26 C: 58 Q: 86/86 Me: 37/37 P: 68/400
<b>EVASION (22, U6) 1994 -&gt; 2002</b>				
1.8 (99CV) 2.0 (121CV)	<b>22450</b> 665mm	<b>22451</b> 965mm	<b>21133</b>	A: 27 B: 34 C: 60 Q: 81/81 Me: 24/24 P: 62/350
1.8 (99CV) 2.0 (121CV)	<b>22450A</b> 670mm	<b>22451A</b> 965mm	<b>21133A</b>	A: 27 B: 34 C: 60 Q: 81/81 Me: 24/24 P: 62/350 ABS: 48
1.9 TD (90CV - 92CV) 2.0 (121CV) 2.0 16V (132CV) 2.0 Turbo C.T. (147CV) 2.1 TD (109CV)	<b>22452</b> 655mm	<b>22453</b> 975mm	<b>21134</b>	A: 27 B: 39 C: 60 Q: 90/90 Me: 37/37 P: 87/372
1.9 TD (90CV - 92CV) 2.0 (121CV) 2.0 16V (132CV) 2.0 Turbo C.T. (147CV) 2.1 TD (109CV)	<b>22452A</b> 655mm	<b>22453A</b> 975mm	<b>21134A</b>	A: 27 B: 39 C: 60 Q: 90/90 Me: 37/37 P: 87/372 ABS: 48
2.0 HDi (109CV) 2.0 HDi 16V (109CV)	<b>22479</b> 665mm	<b>22480</b> 985mm	<b>21134</b>	A: 27 B: 39 C: 60 Q: 90/90 Me: 37/37 P: 87/372
2.0 HDi (109CV) 2.0 HDi 16V (109CV)	<b>22479A</b> 665mm	<b>22480A</b> 985mm	<b>21134A</b>	A: 27 B: 39 C: 60 Q: 90/90 Me: 37/37 P: 87/372 ABS: 48

MARCA / MODELO / MOTOR	LEFT / IZQUIERDA	RIGHT / DERECHA	CV JOINT / IN JOINT	OBSERVACIONES
<b>CITROËN</b>				
<b>JUMPER Bus (230P), Furgón (230L, 230)</b>				1994 -> 2002
1.9 D (68CV - 69CV) 1.9 TD (90CV - 92CV) 2.0 (109CV) 2.5 D (86CV) 2.5 D 4x4 (86CV) 2.5 TD (103CV) 2.5 TDi (107CV) 2.5 TDi 4x4 (107CV)	<b>22454</b> 802mm	<b>22455</b> 1100mm	<b>21135</b>	A: 28 B: 39 C: 63 Q: 90/90 Me: 41/41 P: 90/385
1.9 D (68CV - 69CV) 1.9 TD (90CV - 92CV) 2.0 (109CV) 2.5 D (86CV) 2.5 D 4x4 (86CV) 2.5 TD (103CV) 2.5 TDi (107CV) 2.5 TDi 4x4 (107CV)	<b>22454A</b> 802mm	<b>22455A</b> 1100mm	<b>21135A</b>	A: 28 B: 39 C: 63 Q: 90/90 Me: 41/41 P: 90/385 ABS: 54
1.9 D (68CV - 69CV) 1.9 TD (90CV - 92CV) 2.0 (109CV) 2.5 D (86CV) 2.5 D 4x4 (86CV) 2.5 TD (103CV) 2.5 TDi (107CV) 2.5 TDi 4x4 (107CV)	<b>22456</b> 800mm	<b>22457</b> 1100mm	<b>21135</b>	A: 28 B: 39 C: 63 Q: 90/90 Me: 37/37 P: 87/372
1.9 D (68CV - 69CV) 1.9 TD (90CV - 92CV) 2.0 (109CV) 2.5 D (86CV) 2.5 D 4x4 (86CV) 2.5 TD (103CV) 2.5 TDi (107CV) 2.5 TDi 4x4 (107CV)	<b>22456A</b> 800mm	<b>22457A</b> 1100mm	<b>21135A</b>	A: 28 B: 39 C: 63 Q: 90/90 Me: 37/37 P: 87/372 ABS: 54
1.9 D (68CV - 69CV) 1.9 TD (90CV - 92CV) 2.0 (109CV) 2.5 D (86CV) 2.5 D 4x4 (86CV) 2.5 TD (103CV) 2.5 TDi (107CV) 2.5 TDi 4x4 (107CV)	<b>22458</b> 800mm	<b>22459</b> 1115mm	<b>21132</b>	A: 35 B: 45 C: 70 Q: 104/104 Me: 41/41 P: 91/392
1.9 D (68CV - 69CV) 1.9 TD (90CV - 92CV) 2.0 (109CV) 2.5 D (86CV) 2.5 D 4x4 (86CV) 2.5 TD (103CV) 2.5 TDi (107CV) 2.5 TDi 4x4 (107CV)	<b>22458A</b> 800mm	<b>22459A</b> 1115mm	<b>21132A</b>	A: 35 B: 45 C: 70 Q: 104/104 Me: 41/41 P: 91/392 ABS: 54



MARCA / MODELO / MOTOR	LEFT / IZQUIERDA	RIGHT / DERECHA	CV JOINT / IN JOINT	OBSERVACIONES
<b>CITROËN</b>				
<b>JUMPER Bus (244, Z_), Furgón (244)</b>				<b>2002 -&gt;</b>
2.0 (110CV) 2.0 bivalent (110CV) 2.0 HDi (84CV) 2.2 HDi (101CV) 2.8 HDi (128CV)	<b>22454</b> 802mm	<b>22455</b> 1100mm	<b>21135</b>	A: 28 B: 39 C: 63 Q: 90/90 Me: 41/41 P: 90/385
2.0 (110CV) 2.0 bivalent (110CV) 2.0 HDi (84CV) 2.2 HDi (101CV) 2.8 HDi (128CV)	<b>22454A</b> 802mm	<b>22455A</b> 1100mm	<b>21135A</b>	A: 28 B: 39 C: 63 Q: 90/90 Me: 41/41 P: 90/385 ABS: 54
2.0 (110CV) 2.0 bivalent (110CV) 2.0 HDi (84CV) 2.2 HDi (101CV) 2.8 HDi (128CV)	<b>22456</b> 800mm	<b>22457</b> 1100mm	<b>21135</b>	A: 28 B: 39 C: 63 Q: 90/90 Me: 37/37 P: 87/372
2.0 (110CV) 2.0 bivalent (110CV) 2.0 HDi (84CV) 2.2 HDi (101CV) 2.8 HDi (128CV)	<b>22456A</b> 800mm	<b>22457A</b> 1100mm	<b>21135A</b>	A: 28 B: 39 C: 63 Q: 90/90 Me: 37/37 P: 87/372 ABS: 54
2.0 (110CV) 2.0 bivalent (110CV) 2.0 HDi (84CV) 2.2 HDi (101CV) 2.8 HDi (128CV)	<b>22458</b> 800mm	<b>22459</b> 1115mm	<b>21132</b>	A: 35 B: 45 C: 70 Q: 104/104 Me: 41/41 P: 91/392
2.0 (110CV) 2.0 bivalent (110CV) 2.0 HDi (84CV) 2.2 HDi (101CV) 2.8 HDi (128CV)	<b>22458A</b> 800mm	<b>22459A</b> 1115mm	<b>21132A</b>	A: 35 B: 45 C: 70 Q: 104/104 Me: 41/41 P: 91/392 ABS: 54
<b>JUMPER Bus, Furgón</b>				<b>2006 -&gt;</b>
2.2 HDi 100 (101CV) 2.2 HDi 120 (120CV)	<b>221167</b> 835mm	<b>221168</b> 1175mm	<b>21782</b>	A: 35 B: 27 C: 72 Q: 88/88 Me: 41/41 P: 70/404
3.0 HDi 160 (157CV)	<b>221068</b> 790mm	<b>221077</b> 1205mm	<b>21729</b>	A: 35 B: 29 C: 72 Q: 97/97 Me: 31/31 P: 77/530

MARCA / MODELO / MOTOR	LEFT / IZQUIERDA	RIGHT / DERECHA	CV JOINT / IN JOINT	OBSERVACIONES
<b>CITROËN</b>				
<b>JUMPY (U6U), Furgón (BS_, BT_, BY_, BZ_)</b>				1995 -> 2006
1.6 (79CV) 1.9 D (69CV) 1.9 D 70 (69CV) 2.0 (136CV) 2.0 i 16V (138CV)	<b>22450</b> 665mm	<b>22451</b> 965mm	<b>21133</b>	A: 27 B: 34 C: 60 Q: 81/81 Me: 24/24 P: 62/350
1.6 (79CV) 1.9 D (69CV) 1.9 D 70 (69CV) 2.0 (136CV) 2.0 i 16V (138CV)	<b>22450A</b> 670mm	<b>22451A</b> 965mm	<b>21133A</b>	A: 27 B: 34 C: 60 Q: 81/81 Me: 24/24 P: 62/350 ABS: 48
1.9 TD (90CV - 92CV)	<b>22452</b> 655mm	<b>22453</b> 975mm	<b>21134</b>	A: 27 B: 39 C: 60 Q: 90/90 Me: 37/37 P: 87/372
1.9 TD (90CV - 92CV)	<b>22452A</b> 655mm	<b>22453A</b> 975mm	<b>21134A</b>	A: 27 B: 39 C: 60 Q: 90/90 Me: 37/37 P: 87/372 ABS: 48
2.0 HDi 110 (109CV) 2.0 HDi 95 (94CV)	<b>22479</b> 665mm	<b>22480</b> 985mm	<b>21134</b>	A: 27 B: 39 C: 60 Q: 90/90 Me: 37/37 P: 87/372
2.0 HDi 110 (109CV) 2.0 HDi 95 (94CV)	<b>22479A</b> 665mm	<b>22480A</b> 985mm	<b>21134A</b>	A: 27 B: 39 C: 60 Q: 90/90 Me: 37/37 P: 87/372 ABS: 48
<b>JUMPY</b>				2007 ->
1.6 HDi 90 16V (90CV) 2.0 i (140CV)	<b>221073</b> 690mm	<b>221076</b> 975mm	<b>21746</b>	A: 28 B: 34 C: 58 Q: 81/81 Me: 24/24 P: 62/350
2.0 HDi 120 (120CV) 2.0 HDi 125 (128CV) 2.0 HDi 140 (136CV) 2.0 HDi 165 (163CV) 2.0 HDi 95 (98CV)	<b>221074</b> 680mm	<b>221320</b> 1010mm	<b>21749</b>	A: 28 B: 39 C: 58 Q: 90/90 Me: 37/37 P: 69/400 ABS: 54

MARCA / MODELO / MOTOR	LEFT / IZQUIERDA	RIGHT / DERECHA	CV JOINT / IN JOINT	OBSERVACIONES
<b>CITROËN</b>				
<b>JUMPY</b> 2007 ->				
1.6 HDi 90 (90CV) 2.0 HDi 120 (120CV) 2.0 HDi 140 (136CV) 2.0 i (140CV)			<b>21728</b>	A: 27 B: 29 C: 58
<b>NEMO Furgón (AA_), Kombi</b> 2010 ->				
1.3 HDi 75 (75CV)	<b>221542</b> 620mm		<b>21743</b>	A: 25 B: 23 C: 51 Q: 81 Me: 24 P: 67
1.4 HDi (68CV)	<b>221345</b> 680mm	<b>221346</b> 915mm	<b>21386</b>	A: 25 B: 22 C: 51 Q: 75/75 Me: 22/22 P: 97/58
<b>SAXO (S0, S1)</b> 1996 -> 2003				
1.0 X (45CV - 50CV) 1.1 X,SX (54CV - 60CV)	<b>22420</b> 645mm	<b>22421</b> 827mm		<b>96-&gt;99</b> A: 21 C: 49 Q: 63/63 Me: 22/22 P: 60/73
1.4 VTS (75CV) 1.5 D (54CV - 57CV)	<b>22424</b> 645mm	<b>22425</b> 827mm		<b>96-&gt;99</b> A: 21 Q: 69/69 Me: 22/22 P: 66/66
1.4 VTS (75CV) 1.5 D (54CV - 57CV)	<b>22424A</b> 645mm	<b>22425A</b> 827mm		<b>96-&gt;99</b> A: 21 Q: 69/69 Me: 22/22 P: 66/66 ABS: 48
1.6 (120CV - 90CV) 1.6 VTL,VTR (88CV) 1.6 VTS (118CV)	<b>22737</b> 638mm	<b>22466</b> 830mm		<b>96-&gt;99</b> A: 21 Q: 69/70 Me: 22/22 P: 58/254

MARCA / MODELO / MOTOR	LEFT / IZQUIERDA	RIGHT / DERECHA	CV JOINT / IN JOINT	OBSERVACIONES
<b>CITROËN</b>				
<b>SAXO (S0, S1)</b>				1996 -> 2003
1.6 (120CV - 90CV) 1.6 VTL,VTR (88CV) 1.6 VTS (118CV)	<b>22737A</b> 638mm	<b>22466A</b> 830mm		<b>96-&gt;99</b> A: 21 Q: 69/70 Me: 22/22 P: 58/254 ABS: 48
1.0 X (50CV) 1.1 X,SX (54CV) 1.4 VTS (75CV) 1.5 D (54CV - 57CV)	<b>22472</b> 645mm	<b>22473</b> 827mm		<b>99-&gt;</b> A: 21 C: 56 Q: 69/63 Me: 22/22 P: 66/73
1.0 X (50CV) 1.1 X,SX (54CV) 1.4 VTS (75CV) 1.5 D (54CV - 57CV)	<b>22472A</b> 645mm	<b>22473A</b> 827mm		<b>99-&gt;</b> A: 21 B: 20 Q: 69/69 Me: 22/22 P: 66/93 ABS: 48
1.6 (101CV - 120CV - 90CV) 1.6 VTL,VTR (88CV) 1.6 VTS (118CV - 98CV)	<b>22735A</b> 638mm	<b>22736A</b> 830mm		<b>99-&gt;</b> Me: 22/22 P: 58/254 ABS: 48 Q: 69/70
<b>VISA</b>				1984 -> 1991
16 GTI (103CV - 113CV) 17 D (60CV)	<b>22700</b> 590mm	<b>22701</b> 839mm		A: 21 C: 57 Q: 81/81 Me: 24/24 P: 69/348
16 GTI (103CV - 113CV) 17 D (60CV)	<b>22416</b> 598mm	<b>22417</b> 839mm	<b>21126</b>	A: 21 B: 22 C: 49 Q: 79/78 Me: 24/24 P: 70/349
<b>XANTIA (X1), Break (X1)</b>				1993 -> 1998
1.6i (88CV) 1.8i (90CV- 101CV) 1.8i 16V (110CV) 1.9D (68CV - 69CV - 75CV)	<b>22446</b> 650mm	<b>22447</b> 894mm	<b>21125</b>	A: 25 B: 34 C: 56 Me: 24 P: 70/350

MARCA / MODELO / MOTOR	LEFT / IZQUIERDA	RIGHT / DERECHA	CV JOINT / IN JOINT	OBSERVACIONES
<b>CITROËN</b>				
<b>XANTIA (X1), Break (X1)</b>				1993 -> 1998
1.6i (88CV) 1.8i (90CV- 101CV) 1.8i 16V (110CV) 1.9D (68CV - 69CV - 75CV)	<b>22446A</b> 650mm	<b>22447A</b> 894mm	<b>21125B</b>	A: 25 B: 34 C: 56 Me: 24 ABS: 48 P: 70/350
2.2i (121CV) 2.0i (132CV - 150CV - 152CV) 1.9TD (90CV)	<b>22444</b> 637mm	<b>22445</b> 920mm	<b>21125</b>	A: 25 B: 34 C: 56 Me: 24 P: 62/350
2.2i (121CV) 2.0i (132CV - 150CV - 152CV) 1.9TD (90CV)	<b>22444A</b> 637mm	<b>22445A</b> 920mm	<b>21125B</b>	A: 25 B: 34 C: 56 Me: 24 ABS: 48 P: 62/350
2.0 Turbo (147CV) 2.1TD (109CV) 3.0i 24V (190CV)	<b>22448</b> 635mm	<b>22449</b> 937mm	<b>21182</b>	A: 25 B: 39 C: 59 Me: 37 P: 68/362
2.0 Turbo (147CV) 2.1TD (109CV) 3.0i 24V (190CV)	<b>22448A</b> 635mm	<b>22449A</b> 937mm	<b>21182B</b>	A: 25 B: 39 C: 59 Me: 37 ABS: 48 P: 68/362
<b>XANTIA (X2), Break (X2)</b>				1998 ->
1.6i SX (88CV) 1.8i (90CV- 110CV) 1.9SD (75CV)	<b>22446D</b> 650mm	<b>22447D</b> 894mm	<b>21125D</b>	A: 25 B: 34 C: 56 Me: 24 ABS: 48 P: 70/350
2.0i (121CV) 2.0i 16V (132CV) 1.9 TD (90CV) 2.0 HDI (90CV)	<b>22444D</b> 637mm	<b>22445D</b> 920mm	<b>21125D</b>	A: 25 B: 34 C: 56 Me: 24 ABS: 48 P: 62/350
2.1 Turbo D (109CV) 2.0 HDI (90CV) 3.0 V6 (190CV)	<b>22448B</b> 635mm	<b>22449B</b> 937mm	<b>21182B</b>	A: 25 B: 39 C: 59 Me: 37 ABS: 48 P: 68/362


MARCA / MODELO / MOTOR	LEFT / IZQUIERDA	RIGHT / DERECHA	CV JOINT / IN JOINT	OBSERVACIONES
<b>CITROËN</b>				
<b>XM (Y3), Break (Y3), Break (Y4)</b>				<b>1991 -&gt; 1994</b>
2.0 i (121CV) 2.0 i (Y3A) (107CV) 2.1 D 12V (82CV)	<b>22726A</b> 680mm	<b>22727A</b> 948mm	<b>21181A</b>	A: 28 B: 23 C: 66 Q: 78/81 Me: 24/24 P: 63/348 ABS: 29
2.0 i Turbo (109CV) 2.1 TD 12V (141CV) 3.0 V6 (167CV) 3.0 V6 24V (200CV)	<b>22432A</b> 680mm	<b>22433A</b> 948mm	<b>21131A</b>	A: 28 B: 27 C: 66 Q: 78/81 Me: 37/37 P: 63/348 ABS: 29
<b>XSARA (N1), Break (N2), Coupe (N0)</b>				<b>1997 -&gt;</b>
1.4i (75CV) 1.6i (88CV) 1.5D (57CV)	<b>221583</b> 630mm	<b>22437</b> 860mm		<b>Cambio manual</b> A: 21 C: 57 Me: 22/22 P: 58/329
1.4 i (75CV) 1.5 D (57CV) 1.6 16V (109CV) 1.6 i (88CV)	<b>22462A</b> 620mm	<b>22463A</b> 885mm	<b>21189A</b>	A: 25 B: 22 C: 60 Q: 72/72 Me: 22/22 P: 58/329 ABS: 29
1.4 i (75CV) 1.6 16V (109CV)	<b>22464</b> 625mm	<b>22467</b> 890mm	<b>21189</b>	A: 25 B: 22 C: 60 Q: 72/69 Me: 22/22 P: 58/329
1.6 i (88CV)	<b>22464A</b> 625mm	<b>22467A</b> 890mm	<b>21189A</b>	A: 25 B: 22 C: 60 Q: 72/72 Me: 22/22 P: 58/329 ABS: 29
1.8 D (58CV) 1.8 i (90CV) 1.8 i 16V (110CV) 1.8 i Aut. (101CV) 1.9 D (68CV - 70CV) 1.9 SD (75CV) 1.9 TD (90CV)	<b>22442</b> 614mm	<b>22471</b> 895mm	<b>21125</b>	A: 25 B: 34 C: 57 Q: 81/81 Me: 24/24 P: 69/350

MARCA / MODELO / MOTOR	LEFT / IZQUIERDA	RIGHT / DERECHA	CV JOINT / IN JOINT	OBSERVACIONES
<b>CITROËN</b>				
<b>XSARA (N1), Break (N2), Coupe (N0)</b>				<b>1997 -&gt;</b>
1.8 D (58CV) 1.8 i (90CV) 1.8 i 16V (110CV) 1.8 i Aut. (101CV) 1.9 D (68CV - 70CV) 1.9 SD (75CV) 1.9 TD (90CV)	<b>22442A</b> 614mm	<b>22471A</b> 895mm	<b>21125A</b>	A: 25 B: 34 C: 56 Q: 81/81 Me: 24/24 P: 69/350 ABS: 29
1.8 D (58CV) 1.8 i (90CV) 1.8 i 16V (110CV) 1.8 i Aut. (101CV) 1.9 D (68CV - 70CV) 1.9 SD (75CV)	<b>22478A</b> 613mm	<b>22477A</b> 895mm	<b>21188A</b>	A: 25 B: 34 C: 58 Q: 81/81 Me: 24/24 P: 62/350 ABS: 29
1.9 TD (90CV) 2.0 16V (132CV - 136CV - 163CV)	<b>22465A</b> 613mm	<b>22471A</b> 895mm	<b>21125A</b>	A: 25 B: 34 C: 56 Q: 81/81 Me: 24/24 P: 62/350 ABS: 29
2.0 HDi 109 (109CV)	<b>22476A</b> 614mm	<b>22477A</b> 895mm	<b>21188A</b>	A: 25 B: 34 C: 58 Q: 81/81 Me: 24/24 P: 69/350 ABS: 29
<b>XSARA PICASSO (N68)</b>				<b>1999 -&gt;</b>
1.6 (88CV - 95CV) 1.6 16V (109CV) 1.6 HDi (90CV) 1.8 16V (115CV)	<b>22442</b> 614mm	<b>22471</b> 895mm	<b>21125</b>	A: 25 B: 34 C: 57 Q: 81/81 Me: 24/24 P: 69/350
1.8 16V (115CV)	<b>22465</b> 613mm	<b>22471</b> 895mm	<b>21125</b>	A: 25 B: 34 C: 56 Q: 81/81 Me: 24/24 P: 62/350
1.8 16V (115CV)	<b>22465A</b> 613mm	<b>22471A</b> 895mm	<b>21125A</b>	A: 25 B: 34 C: 56 Q: 81/81 Me: 24/24 P: 62/350 ABS: 29

MARCA / MODELO / MOTOR	LEFT / IZQUIERDA	RIGHT / DERECHA	CV JOINT / IN JOINT	OBSERVACIONES
<b>CITROËN</b>				
<b>XSARA PICASSO (N68)</b>				1999 ->
1.8 16V (115CV)	<b>22465B</b> 613mm	<b>22471B</b> 895mm	<b>21125B</b>	A: 25 B: 34 C: 58 Q: 81/81 Me: 24/24 P: 62/350 ABS: 48
1.8 16V (115CV)	<b>22442A</b> 614mm	<b>22471A</b> 895mm	<b>21125A</b>	A: 25 B: 34 C: 56 Q: 81/81 Me: 24/24 P: 69/350 ABS: 29
<b>ZX (N2), Break (N2)</b>				1991 -> 1997
1.1 (60CV) 1.4 (75CV) 1.4 i (75CV)	<b>22436</b> 630mm	<b>22437</b> 860mm		A: 21 C: 57 Q: 69/69 Me: 22/22 P: 66/329
1.6 (90CV) 1.6 i (88CV) 1.8 i (101CV) 1.9 D (64CV - 68CV) 1.9 i (120CV)	<b>22413</b> 623mm	<b>22414</b> 868mm	<b>21123</b>	A: 25 B: 22 C: 54 Q: 78/78 Me: 24/24 P: 70/349
1.9 DT (88CV - 92CV) 1.9 TD (90CV) 2.0 (122CV - 166CV) 2.0 i (121CV) 2.0 i 16V (150CV - 152CV)	<b>22465</b> 613mm	<b>22443</b> 938mm	<b>21125</b>	A: 25 B: 34 C: 56 Q: 81 Me: 24 P: 62
1.9 DT (88CV - 92CV) 1.9 TD (90CV) 2.0 (122CV - 166CV) 2.0 i (121CV) 2.0 i 16V (150CV - 152CV)	<b>22465A</b> 613mm	<b>22443A</b> 938mm	<b>21125A</b>	A: 25 B: 34 C: 56 Q: 81 Me: 24 P: 62 ABS: 29
1.9 i (120CV) 1.9 TD (90CV) 2.0 i (121CV) 2.0 i 16V (150CV - 152CV - 163CV)	<b>22442</b> 614mm	<b>22443</b> 867mm	<b>21125</b>	A: 25 B: 34 C: 57 Q: 81/81 Me: 24/24 P: 69/348
1.9 i (120CV) 1.9 TD (90CV) 2.0 i (121CV) 2.0 i 16V (150CV - 152CV - 163CV)	<b>22442A</b> 614mm	<b>22443A</b> 867mm	<b>21125A</b>	A: 25 B: 34 C: 56 Q: 81/81 Me: 24/24 P: 69/348 ABS: 29




MARCA / MODELO / MOTOR	LEFT / IZQUIERDA	RIGHT / DERECHA	CV JOINT / IN JOINT	OBSERVACIONES
<b>CITROËN</b>				
<b>ZX (N2), Break (N2)</b>				1991 -> 1997
1.9 i (120CV) 1.9 TD (90CV) 2.0 i (121CV) 2.0 i 16V (150CV - 152CV - 163CV)	<b>22442C</b> 614mm	<b>22443C</b> 867mm	<b>21125C</b>	A: 25 B: 34 C: 56 Q: 81/81 Me: 24/24 P: 69/348 ABS: 90



MARCA / MODELO / MOTOR	LEFT / IZQUIERDA	RIGHT / DERECHA	CV JOINT / IN JOINT	OBSERVACIONES
<b>DACIA</b>				
<b>LOGAN (LS_)</b>				<b>2004 -&gt;</b>
1.4 (LSOA, LSOC, LSOE, LSOG) (75CV) 1.6 (LSOB, LSOD, LSOF, LSOH) (87CV)	<b>221259</b> 681mm	<b>221260</b> 780mm		A: 21 C: 49 Q: 85 Mi: 23 P: 30
1.5 dCi (LS0K) (68CV)	<b>221372</b> 692mm	<b>221373</b> 900mm	<b>21675</b>	A: 23 B: 30 C: 49 Q: 79/79 Me: 26/26 P: 64
1.6 16V (LS0M) (105CV)		<b>221562</b> 782mm		<b>Automatic</b> Q: 78 Mi: 23 P: 213
<b>LOGAN MCV (KS_)</b>				<b>2007 -&gt;</b>
1.4 (75CV) 1.6 (87CV)	<b>221259</b> 681mm	<b>221260</b> 780mm		A: 21 C: 49 Q: 85 Mi: 23 P: 30
1.4 (75CV) 1.5 dCi (KS0K) (68CV) 1.5 dCi (KS0W) (86CV) 1.6 (87CV) 1.6 16V (105CV)	<b>221372</b> 692mm	<b>221373</b> 900mm	<b>21675</b>	A: 23 B: 30 C: 49 Q: 79/79 Me: 26/26 P: 64
1.6 16V (105CV)		<b>221562</b> 782mm	<b>21675</b>	<b>Automatic</b> Q: 78 Mi: 23 P: 213
<b>LOGAN EXPRESS (FS_)</b>				<b>2009 -&gt;</b>
1.5 dCi (75CV - 88CV) 1.5 dCi (FS0K) (68CV) 1.6 (87CV) 1.6 MPI 85 (84CV)	<b>221372</b> 692mm	<b>221373</b> 900mm	<b>21675</b>	A: 23 B: 30 C: 49 Q: 79/79 Me: 26/26 P: 64

MARCA / MODELO / MOTOR	LEFT / IZQUIERDA	RIGHT / DERECHA	CV JOINT / IN JOINT	OBSERVACIONES
<b>DACIA</b>				
<b>SANDERO</b>				2008 ->
1.2 16V (75CV) 1.4 (75CV) 1.6 (87CV)	<b>221259</b> 681mm	<b>221260</b> 780mm	A: 21	C: 49 Q: 85 Mi: 23 P: 30



MARCA / MODELO / MOTOR	LEFT / IZQUIERDA	RIGHT / DERECHA	CV JOINT / IN JOINT	OBSERVACIONES
<b>DAEWOO</b>				
<b>KALOS (KLAS), Sedán (KLAS)</b>				2002 -> 2004
1.4 (83CV) 1.4 (94CV)			<b>21716</b>	A: 22 B: 22 C: 56
<b>LACETTI Fastback (KLAN)</b>				2004 ->
1.6 (109CV) 1.8 (122CV)			<b>21320</b>	A: 33 B1: 29 C: 52
<b>MATIZ (KLYA)</b>				1998 ->
0.8 (52CV) 1.0 (64CV)	<b>221048</b> 616mm	<b>221049</b> 786mm	<b>21321</b>	A: 23 B: 19 C: 46 Q: 69/69 Me: 22/22 P: 72/72 ABS: 40
<b>NUBIRA (KLAJ), Sedán (KLAJ), Wagon (KLAJ)</b>				1997 ->
1.6 16V (106CV) 1.8 (95CV) 1.8 (122CV) 2.0 16V (126CV) 2.0 16V (133CV)			<b>21320</b>	A: 33 B1: 29 C: 52
<b>TACUMA (KLAU)</b>				2000 ->
1.8 (91CV) 1.8 (98CV) 1.8 (101CV) 2.0 (121CV) 2.0 (128CV)			<b>21320</b>	A: 33 B1: 29 C: 52

MARCA / MODELO / MOTOR	LEFT / IZQUIERDA	RIGHT / DERECHA	CV JOINT / IN JOINT	OBSERVACIONES
<b>FIAT</b>				
<b>BRAVO I (182) - BRAVA (182)</b>				1995 -> 2001
1.8 GT (182.AC) (113CV) 1.9 D (65CV) 1.9 JTD 105 (105CV) 1.9 TD 100 S (182.BF) (100CV) 1.9 TD 75 S (182.BF) (75CV)			<b>21110</b>	A: 25 B: 25 C: 51
<b>BRAVO II (198)</b>				2007 ->
1.4 (90CV)			<b>21386</b>	A: 25 B: 22 C: 51
1.4 T-Jet (120cv) 1.4 T-Jet (150CV) 1.6 D Multijet (105CV) 1.9 D Multijet (120CV)			<b>21388</b>	A: 25 B: 26 C: 51
1.9 D Multijet (150CV)			<b>21387</b>	A: 25 B: 26 C: 59
<b>CROMA (194)</b>				2005 ->
1.8 16V (140CV)	<b>221450</b> 620mm	<b>221441</b> 985mm	<b>21178</b>	A: 30 B: 25 C: 53 Q: 92/92 Me: 22/22 P: 57/57
2.4 D Multijet (200CV)	<b>221054</b> 603mm	<b>221055</b> 600mm	<b>21700</b>	A: 30 B: 26 C: 54 Q: 92/92 Me: 27/27 P: 80/80
1.9 D Multijet (115CV - 120CV - 150CV)	<b>221221</b> 600mm	<b>221222</b> 970mm	<b>21700</b>	A: 30 B: 26 C: 54 Q: 86/86 Me: 25/25 P: 78/435

MARCA / MODELO / MOTOR	LEFT / IZQUIERDA	RIGHT / DERECHA	CV JOINT / IN JOINT	OBSERVACIONES
<b>FIAT</b>				
<b>DOBLO Cargo (223), Monovolumen (223, 119)</b>				2001 ->
1.2 (223ZXA1A) (65CV)	<b>221195</b> 617mm	<b>221196</b> 931mm	<b>21384</b>	A: 22 B: 22 C: 51
1.3 D Multijet (75CV) 1.3 JTD 16V (70CV) 1.9 JTD (105CV) 1.9 JTD (223ZXE1A) (100CV)	<b>221037</b> 612mm	<b>221038</b> 932mm	<b>21385</b>	A: 25 B: 24 C: 51 Q: 82/81 Me: 24/24 P: 86/380
<b>DUCATO Furgón (280), Panorama (280)</b>				1982 -> 1990
1.8 (67CV) 1.9 D (71CV) 1.9 TD (82CV) 2.0 (75CV - 79CV - 84CV) 2.5 D (75CV) 2.5 D 4x4 (75CV)	<b>22418</b> 708mm	<b>22419</b> 1071mm	<b>21130</b>	A: 28 B: 27 C: 63 Q: 100/100 Me: 25/25 P: 69/389
1.9 D (71CV) 1.9 TD (82CV) 2.5 D 4x4 (75CV) 2.5 TD (95CV) 2.5 TD 4x4 (95CV)	<b>22418</b> 708mm	<b>22511</b> 1066mm	<b>21130</b>	A: 28 B: 27 C: 63 Q: 100/100 Me: 25/25 P: 69/69
<b>DUCATO Bus (230), Furgón (230L)</b>				1994 -> 2002
1.9 D (68CV) 1.9 D Combinato (69CV) 1.9 TD (90CV) 1.9 TD Combinato (80CV) 1.9 TD Panorama/Combinato (82CV) 2.0 Panorama/Combinato (109CV) 2.5 D Combinato (84CV) 2.5 TDI 4x4 (116CV) 2.5 TDI Panorama/Combinato (109CV - 116CV) 2.8 D (87CV) 2.8 TDI (122CV)	<b>22454</b> 802mm	<b>22455</b> 1100mm	<b>21135</b>	A: 28 B: 39 C: 63 Q: 90/90 Me: 41/41 P: 90/385

MARCA / MODELO / MOTOR	LEFT / IZQUIERDA	RIGHT / DERECHA	CV JOINT / IN JOINT	OBSERVACIONES
<b>FIAT</b>				
<b>DUCATO Bus (230), Furgón (230L)</b>				1994 -> 2002
1.9 D (68CV) 1.9 D Combinato (69CV) 1.9 TD (90CV) 1.9 TD Combinato (80CV) 1.9 TD Panorama/Combinato (82CV) 2.0 Panorama/Combinato (109CV) 2.5 D Combinato (84CV) 2.5 TDI 4x4 (116CV) 2.5 TDI Panorama/Combinato (109CV - 116CV) 2.8 D (87CV) 2.8 TDI (122CV)	<b>22454A</b> 802mm	<b>22455A</b> 1100mm	<b>21135A</b>	A: 28 B: 39 C: 63 Q: 90/90 Me: 41/41 ABS: 54
1.9 D (68CV) 1.9 D Combinato (69CV) 1.9 TD (90CV) 1.9 TD Combinato (80CV) 1.9 TD Panorama/Combinato (82CV) 2.0 Panorama/Combinato (109CV) 2.5 D Combinato (84CV) 2.5 TDI 4x4 (116CV) 2.5 TDI Panorama/Combinato (109CV - 116CV) 2.8 D (87CV) 2.8 TDI (122CV)	<b>22456</b> 800mm	<b>22457</b> 1100mm	<b>21135</b>	A: 28 B: 39 C: 63 Q: 90/90 Me: 37/37 P: 87/372
1.9 D (68CV) 1.9 D Combinato (69CV) 1.9 TD (90CV) 1.9 TD Combinato (80CV) 1.9 TD Panorama/Combinato (82CV) 2.0 Panorama/Combinato (109CV) 2.5 D Combinato (84CV) 2.5 TDI 4x4 (116CV) 2.5 TDI Panorama/Combinato (109CV - 116CV) 2.8 D (87CV) 2.8 TDI (122CV)	<b>22456A</b> 800mm	<b>22457A</b> 1100mm	<b>21135A</b>	A: 28 B: 39 C: 63 Q: 90/90 Me: 37/37 ABS: 54 P: 87/372
1.9 D (68CV) 1.9 D Combinato (69CV) 1.9 TD (90CV) 1.9 TD Combinato (80CV) 1.9 TD Panorama/Combinato (82CV) 2.0 Panorama/Combinato (109CV) 2.5 D Combinato (84CV) 2.5 TDI 4x4 (116CV) 2.5 TDI Panorama/Combinato (109CV - 116CV) 2.8 D (87CV) 2.8 TDI (122CV)	<b>22458</b> 800mm	<b>22459</b> 1115mm	<b>21132</b>	A: 35 B: 45 C: 70 Q: 104/104 Me: 41/41 P: 91/392

MARCA / MODELO / MOTOR	LEFT / IZQUIERDA	RIGHT / DERECHA	CV JOINT / IN JOINT	OBSERVACIONES
<b>FIAT</b>				
<b>DUCATO Bus (230), Furgón (230L)</b>				<b>1994 -&gt; 2002</b>
1.9 D (68CV) 1.9 D Combinato (69CV) 1.9 TD (90CV) 1.9 TD Combinato (80CV) 1.9 TD Panorama/Combinato (82CV) 2.0 Panorama/Combinato (109CV) 2.5 D Combinato (84CV) 2.5 TDI 4x4 (116CV) 2.5 TDI Panorama/Combinato (109CV - 116CV) 2.8 D (87CV) 2.8 TDI (122CV)	<b>22458A</b>  800mm	<b>22459A</b>  1115mm	<b>21132A</b>	A: 35 B: 45 C: 70 Q: 104/104 Me: 41/41 P: 91/392 ABS: 54
<b>DUCATO Furgón (244)</b>				<b>2002 -&gt;</b>
2.0 (110CV) 2.0 Bipower (110CV) 2.0 JTD (84CV) 2.3 JTD (110CV) 2.8 JTD (128CV) 2.8 JTD 4x4 (128CV) 2.8 JTD Power (146CV)	<b>22454</b>  802mm	<b>22455</b>  1100mm	<b>21135</b>	A: 28 B: 39 C: 63 Q: 90/90 Me: 41/41 P: 90/385
2.0 (110CV) 2.0 Bipower (110CV) 2.0 JTD (84CV) 2.3 JTD (110CV) 2.8 JTD (128CV) 2.8 JTD 4x4 (128CV) 2.8 JTD Power (146CV)	<b>22454A</b>  802mm	<b>22455A</b>  1100mm	<b>21135A</b>	A: 28 B: 39 C: 63 Q: 90/90 Me: 41/41 P: 90/385 ABS: 54
2.0 (110CV) 2.0 Bipower (110CV) 2.0 JTD (84CV) 2.3 JTD (110CV) 2.8 JTD (128CV) 2.8 JTD 4x4 (128CV) 2.8 JTD Power (146CV)	<b>22456</b>  800mm	<b>22457</b>  1100mm	<b>21135</b>	A: 28 B: 39 C: 63 Q: 90/90 Me: 37/37 P: 87/372
2.0 (110CV) 2.0 Bipower (110CV) 2.0 JTD (84CV) 2.3 JTD (110CV) 2.8 JTD (128CV) 2.8 JTD 4x4 (128CV) 2.8 JTD Power (146CV)	<b>22456A</b>  800mm	<b>22457A</b>  1100mm	<b>21135A</b>	A: 28 B: 39 C: 63 Q: 90/90 Me: 37/37 P: 87/372 ABS: 54
2.0 (110CV) 2.0 Bipower (110CV) 2.0 JTD (84CV) 2.3 JTD (110CV) 2.8 JTD (128CV) 2.8 JTD 4x4 (128CV) 2.8 JTD Power (146CV)	<b>22458</b>  800mm	<b>22459</b>  1115mm	<b>21132</b>	A: 35 B: 45 C: 70 Q: 104/104 Me: 41/41 P: 91/392



MARCA / MODELO / MOTOR	LEFT / IZQUIERDA	RIGHT / DERECHA	CV JOINT / IN JOINT	OBSERVACIONES
<b>FIAT</b>				
<b>DUCATO Furgón (244)</b>				<b>2002 -&gt;</b>
2.0 (110CV) 2.0 Bipower (110CV) 2.0 JTD (84CV) 2.3 JTD (110CV) 2.8 JTD (128CV) 2.8 JTD 4x4 (128CV) 2.8 JTD Power (146CV)	<b>22458A</b> 800mm	<b>22459A</b> 1115mm	<b>21132A</b>	A: 35 B: 45 C: 70 Q: 104/104 Me: 41/41 P: 91/392 ABS: 54
<b>DUCATO Furgón (250, 290)</b>				<b>2006 -&gt;</b>
100 Multijet 2,2 D (100CV) 120 Multijet 2,3 D (120CV)	<b>221167</b> 835mm	<b>221168</b> 1175mm	<b>21782</b>	A: 35 B: 27 C: 72 Q: 88/88 Me: 41/41 P: 70/404
150 Multijet 3,0 D (146CV)	<b>221068</b> 790mm	<b>221077</b> 1205mm	<b>21729</b>	A: 35 B: 29 C: 72 Q: 97/97 Me: 31/31 P: 77/530
<b>GRANDE PUNTO (199)</b>				<b>2005 -&gt;</b>
1.3 D Multijet (69CV - 75CV)	<b>221156</b> 620mm	<b>221541</b> 920mm	<b>21743</b>	A: 25 B: 23 C: 51 Q: 81 Me: 24/24 P: 67/380
1.2 (65CV) 1.4 (77CV) 1.4 16V (95CV)	<b>221126</b> 649mm	<b>221127</b> 883mm	<b>21380</b>	A: 22 B: 21 C: 51 Me: 22/22 P: 61/61
1.3D Multijet (90CV)	<b>221110</b> 575mm	<b>221111</b> 953mm	<b>21385</b>	A: 25 B: 24 C: 51 Me: 25/25 P: 57/57
<b>IDEA</b>				<b>2008 -&gt;</b>
1.3 D Multijet (95CV)	<b>221156</b> 620mm	<b>221541</b> 920mm	<b>21743</b>	A: 25 B: 23 C: 51 Q: 81 Me: 24/24 P: 67/380

MARCA / MODELO / MOTOR	LEFT / IZQUIERDA	RIGHT / DERECHA	CV JOINT / IN JOINT	OBSERVACIONES
<b>FIAT</b>				
<b>IDEA</b> 2008 ->				
1.2 16V (80CV) 1.4 (77CV) 1.4 (90CV) 1.4 16V (95CV) 1.4 LPG (78CV)			<b>21380</b>	A: 22 B: 21 C: 51
<b>MULTIPLA (186)</b> 1999 ->				
1.9 JTD 105 (186AXB1A) (105CV) 1.9 JTD 110 (110CV) 1.9 JTD 115 (115CV)			<b>21110</b>	A: 25 B1: 25 C: 51
<b>PALIO Weekend (178DX)</b> 2001 ->				
1.9 D (178DYD1A07) (63CV) 1.9 JTD (80CV)	<b>221037</b> 612mm	<b>221038</b> 932mm	<b>21385</b>	A: 25 B: 24 C: 51 Q: 82/81 Me: 24/24 P: 86/380
<b>PANDA (169)</b> 2003 ->				
1.1 (54CV) 1.2 (60CV)			<b>21676</b>	A: 22 B: 20 C: 47
1.2 4x4 (60CV) 1.3 D Multijet (70CV) 1.3 D Multijet 4x4 (70CV)			<b>21386</b>	A: 25 B: 22 C: 51
<b>PUNTO (176)</b> 1994 -> 1999				
1.4 GT Turbo (131CV - 133CV) 1.7 TD (63CV - 69CV - 71CV)	<b>22508</b> 480mm	<b>22508</b> 480mm	<b>21106</b>	A: 25 B: 25 C: 52 Q: 100/100

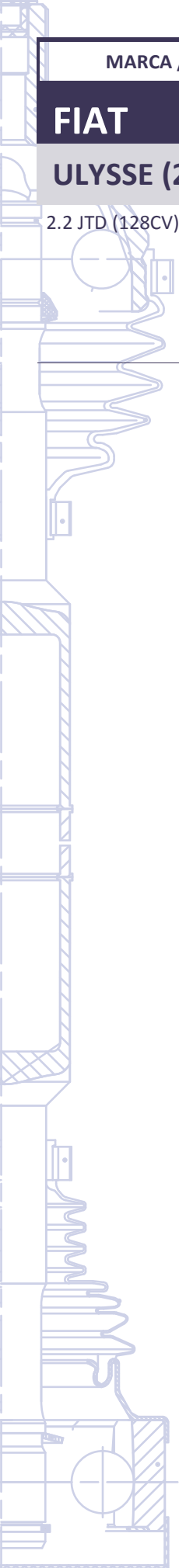
MARCA / MODELO / MOTOR	LEFT / IZQUIERDA	RIGHT / DERECHA	CV JOINT / IN JOINT	OBSERVACIONES
<b>FIAT</b>				
<b>PUNTO (176)</b>			1994 -> 1999	
1.1 (54CV) 1.2 (58CV - 60CV - 73CV) 1.6 (88CV) 1.7D (57CV)	<b>22506</b> 590mm	<b>22507</b> 870mm	<b>21142</b>	A: 22 B: 20 C: 46 Me: 22/22 P: 61/61
1.1 (54CV) 1.2 (58CV - 60CV - 73CV) 1.6 (88CV) 1.7D (57CV)	<b>22506A</b> 590mm	<b>22507A</b> 870mm	<b>21142A</b>	A: 22 B: 20 C: 46 Me: 22/22 P: 61/61 ABS: 44
<b>PUNTO (188), Van (188AX)</b>			1999 -> 2012	
1.2 (60CV) 1.2 16V (80CV) 1.4 (95CV)	<b>22490</b> 612mm	<b>22491</b> 841mm	<b>21380</b>	A: 22 B: 21 C: 51 Me: 22/22 P: 61/61
1.8 (130CV) 1.3 JTD 16V (70CV) 1.9 JTD (80CV - 86CV)			<b>21110</b>	A: 25 B: 25 C: 51
1.9DS (60CV)			<b>21380</b>	A: 22 B: 21 C: 51
<b>PUNTO (199)</b>			2012 ->	
1.3 D Multijet (75CV) 1.4 (75CV)	<b>221156</b> 620mm	<b>221541</b> 920mm	<b>21743</b>	A: 25 B: 23 C: 51 Q: 81 Me: 24/24 P: 67/380
1.2 (67CV)	<b>221126</b> 649mm	<b>221127</b> 883mm	<b>21380</b>	A: 22 B: 21 C: 51 Me: 22/22 P: 61/61

MARCA / MODELO / MOTOR	LEFT / IZQUIERDA	RIGHT / DERECHA	CV JOINT / IN JOINT	OBSERVACIONES
<b>FIAT</b>				
<b>PUNTO EVO (199)</b>				<b>2008 -&gt; 2012</b>
1.3 D Multijet (69CV - 75CV)	<b>221156</b> 620mm	<b>221541</b> 920mm	<b>21743</b>	A: 25 B: 23 C: 51 Q: 81 Me: 24/24 P: 67/380
<b>SCUDO Combinato (220P), Furgón (220L)</b>				<b>1996 -&gt; 2006</b>
1.6 (79CV) 1.9 D (69CV)	<b>22450</b> 665mm	<b>22451</b> 965mm	<b>21133</b>	A: 27 B: 34 C: 60 Q: 81/81 Me: 24/24 P: 62/350
1.6 (79CV) 1.9 D (69CV)	<b>22450A</b> 670mm	<b>22451A</b> 965mm	<b>21133A</b>	A: 27 B: 34 C: 60 Q: 81/81 Me: 24/24 P: 62/350 ABS: 48
1.9 TD (92CV) 1.9 TD Eco (90CV)	<b>22452</b> 655mm	<b>22453</b> 975mm	<b>21134</b>	A: 27 B: 39 C: 60 Q: 90/90 Me: 37/37 P: 87/372
1.9 TD (92CV) 1.9 TD Eco (90CV)	<b>22452A</b> 655mm	<b>22453A</b> 975mm	<b>21134A</b>	A: 27 B: 39 C: 60 Q: 90/90 Me: 37/37 P: 87/372 ABS: 48
2.0 JTD (109CV - 94CV) 2.0 JTD 16V (109CV)	<b>22479</b> 665mm	<b>22480</b> 985mm	<b>21134</b>	A: 27 B: 39 C: 60 Q: 90/90 Me: 37/37 P: 87/372
2.0 JTD (109CV - 94CV) 2.0 JTD 16V (109CV)	<b>22479A</b> 665mm	<b>22480A</b> 985mm	<b>21134A</b>	A: 27 B: 39 C: 60 Q: 90/90 Me: 37/37 P: 87/372 ABS: 48

MARCA / MODELO / MOTOR	LEFT / IZQUIERDA	RIGHT / DERECHA	CV JOINT / IN JOINT	OBSERVACIONES
<b>FIAT</b>				
<b>SCUDO (272, 270)</b>				2007 ->
1.6 D Multijet (90CV)	<b>221073</b> 690mm	<b>221076</b> 975mm	<b>21746</b>	A: 28 B: 34 C: 58 Q: 81/81 Me: 24/24 P: 62/350
2.0 D Multijet (120CV - 128CV - 136CV - 163CV)	<b>221074</b> 680mm	<b>221320</b> 1010mm	<b>21743</b>	A: 28 B: 39 C: 58 Q: 90/90 Me: 37/37 P: 69/400
<b>STILO (192), Multi Wagon (192)</b>				2001 -> 2008
1.4 16V (90CV) 1.4 16V (95CV)		<b>221584</b> 915mm	<b>21144</b>	A: 25 B: 22 C: 51 Me: 22 P: 61
1.6 16V (192_XB1A) (103CV)	<b>221146</b> 635mm	<b>221147</b> 935mm	<b>21386</b>	A: 25 B: 22 C: 51 Me: 22/22 P: 61/61
1.2 16V (192_XA1B) (80CV)			<b>21380</b>	A: 22 B: 21 C: 51
1.8 16V (192_XC1A) (133CV) 1.9 JTD (192_XF1A) (80CV)			<b>21382</b>	A: 25 B: 25 C: 59
1.9 JTD (192_XE1A) (115CV)			<b>21388</b>	A: 25 B: 26 C: 51
1.8 16V (192_XC1A) (133CV) 1.9 D Multijet (100CV) 1.9 D Multijet (120CV) 1.9 JTD (192_XE1A) (115CV)			<b>21385</b>	A: 25 B: 24 C: 51

MARCA / MODELO / MOTOR	LEFT / IZQUIERDA	RIGHT / DERECHA	CV JOINT / IN JOINT	OBSERVACIONES
<b>FIAT</b>				
<b>STILO (192), Multi Wagon (192)</b>				2001 -> 2008
1.9 D Multijet (150CV) 1.9 JTD (140CV) 2.4 20V (192_XD1A) (170CV)			<b>21387</b>	A: 25 B: 26 C: 59
<b>STRADA Pick-up (178E)</b>				2003 ->
1.9 JTD (80CV)	<b>221037</b> 612mm	<b>221038</b> 932mm	<b>21385</b>	A: 25 B: 24 C: 51 Q: 82/81 Me: 24/24 P: 86/380
1.7 TD (69CV) 1.9 D (63CV)			<b>21384</b>	A: 22 B: 22 C: 51
<b>TALENTO Bus (290), Furgón (290)</b>				1989 -> 1994
1.9 D (290UEHK) (71CV) 2.0 (290UEH4) (75CV)	<b>22418</b> 708mm	<b>22419</b> 1071mm	<b>21130</b>	A: 28 B: 27 C: 63 Q: 100/100 Me: 25/25 P: 69/389
1.9 D (290UEHK) (71CV)	<b>22418</b> 708mm	<b>22511</b> 1066mm	<b>21130</b>	A: 28 B: 27 C: 63 Q: 100/100 Me: 25/25 P: 69/69
<b>TEMPRA (159), S.W. (159)</b>				1990 -> 1996
1.8 i.e. (159.AN) (105CV) 1.8 i.e. (159.AZ) (90CV) 1.9 TD (159.AQ) (80CV) 1.9 TD (159.CU, 159.AU, 159.AI, 159.BI) (90CV) 2.0 i.e. (159.AP) (113CV)	<b>22530</b> 469mm	<b>22531</b> 469mm	<b>21145</b>	A: 25 B: 25 C: 52 Q: 100/100

MARCA / MODELO / MOTOR	LEFT / IZQUIERDA	RIGHT / DERECHA	CV JOINT / IN JOINT	OBSERVACIONES
<b>FIAT</b>				
<b>TIPO (160)</b>				1990 -> 1995
1.8 i.e (97CV) 1.8 i.e. (90CV) 1.8 i.e. (160.AY) (105CV) 1.8 i.e. (160.ED) (103CV) 1.8 i.e. (160.EQ, 160.AM) (101CV) 1.9 TD (160.AW) (80CV) 1.9 TD (160.EL, 160.GL, 160.AQ, 160.EI, 160.AR) (90CV) 2.0 i.e. (160.AJ) (109CV) 2.0 i.e. (160.AT, 160.AJ) (113CV)	<b>22530A</b> 468mm	<b>22531A</b> 469mm	<b>21145A</b>	A: 25 B: 25 C: 52 Q: 100/100  ABS: 45
<b>ULYSSE (220)</b>				1994 -> 2002
1.8 (220.BB5) (99CV) 2.0 (220.AC5) (121CV)	<b>22450</b> 665mm	<b>22451</b> 965mm	<b>21133</b>	A: 27 B: 34 C: 60 Q: 81/81 Me: 24/24 P: 62/350
1.8 (220.BB5) (99CV) 2.0 (220.AC5) (121CV)	<b>22450A</b> 670mm	<b>22451A</b> 965mm	<b>21133A</b>	A: 27 B: 34 C: 60 Q: 81/81 Me: 24/24 P: 62/350 ABS: 48
1.9 TD (220AH5) (90CV) 2.0 Turbo (220.AD5) (147CV)	<b>22452</b> 655mm	<b>22453</b> 975mm	<b>21134</b>	A: 27 B: 39 C: 60 Q: 90/90 Me: 37/37 P: 87/372
1.9 TD (220AH5) (90CV) 2.0 Turbo (220.AD5) (147CV)	<b>22452A</b> 655mm	<b>22453A</b> 975mm	<b>21134A</b>	A: 27 B: 39 C: 60 Q: 90/90 Me: 37/37 P: 87/372 ABS: 48
2.0 JTD (109CV)	<b>22479</b> 665mm	<b>22480</b> 985mm	<b>21134</b>	A: 27 B: 39 C: 60 Q: 90/90 Me: 37/37 P: 87/372
2.0 JTD (109CV)	<b>22479A</b> 665mm	<b>22480A</b> 985mm	<b>21134A</b>	A: 27 B: 39 C: 60 Q: 90/90 Me: 37/37 P: 87/372 ABS: 48



MARCA / MODELO / MOTOR	LEFT / IZQUIERDA	RIGHT / DERECHA	CV JOINT / IN JOINT	OBSERVACIONES
<b>FIAT</b>				
<b>ULYSSE (220)</b>				1994 -> 2002
2.2 JTD (128CV)			<b>21728</b>	A: 27 B: 29 C: 58



MARCA / MODELO / MOTOR	LEFT / IZQUIERDA	RIGHT / DERECHA	CV JOINT / IN JOINT	OBSERVACIONES
<b>FORD</b>				
<b>C-MAX (DM2)</b>				
2007 -> 2010				
1.6 TDCi (101CV - 109CV - 90CV) 1.8 TDCi (115CV) 2.0 TDCi (136CV)	<b>221031</b> 580mm	<b>221032</b> 915mm	<b>21805</b>	A: 36 B: 26 C: 56 Q: 78/78 Me: 26/26 P: 92/390
2.0 TDCi (110CV - 133CV - 136CV)		<b>221338</b> 922mm	<b>21805</b>	A: 36 B: 26 C: 56 Q: 78 Me: 26 P: 400
<b>ESCORT V (GAL), Cabriolet, Kombi (GAL, AVL)</b>				
1990 -> 1992				
1.3 (60CV) 1.4 (71CV) 1.6 (105CV - 90CV)	<b>22597</b> 598mm	<b>22598</b> 900mm	<b>21156</b>	A: 23 B1: 22 C: 60 Q: 84/84 Me: 23/23 P: 61/61
1.6 (105CV - 90CV) 1.8 16V XR3i (105CV - 130CV) 1.8 D (60CV)	<b>22587</b> 605mm	<b>22588</b> 904mm	<b>21157</b>	A: 25 B1: 22 C: 56 Q: 84/84 Me: 23/23 P: 61/61
1.8 16V XR3i (105CV - 130CV) RS 2000 (150CV)	<b>22589</b> 595mm	<b>22590</b> 906mm	<b>21158</b>	A: 25 B1: 25 C: 56 Q: 85/85 Me: 26/26 P: 84/84
<b>ESCORT VI (GAL), Cabriolet, Kombi, Sedán</b>				
1992 -> 1995				
1.4 (71CV - 75CV) 1.6 i 16V (88CV - 90CV) 1.8 D (60CV) 1.8 i 16V (105CV) 1.8 XR3i 16V 4x4 (105CV - 130CV) RS 2000 4x4 (150CV)	<b>22587</b> 605mm	<b>22588</b> 904mm	<b>21157</b>	A: 25 B1: 22 C: 56 Q: 84/84 Me: 23/23 P: 61/61
1.8 TD (90CV) 1.8 XR3i 16V 4x4 (105CV) RS 2000 (150CV)	<b>22589</b> 595mm	<b>22590</b> 906mm	<b>21163</b>	A: 25 B: 30 C: 56 Q: 85/85 Me: 26/26 P: 84/84

MARCA / MODELO / MOTOR	LEFT / IZQUIERDA	RIGHT / DERECHA	CV JOINT / IN JOINT	OBSERVACIONES
<b>FORD</b>				
<b>ESCORT VII (GAL, AAL), Cabriolet, Kombi, Sedán</b>				1995 -> 1998
1.4 (75CV) 1.6 16V (90CV) 1.6 16V 4x4 (90CV) 1.6 i 16V (88CV) 1.8 16V (105CV - 115CV) 1.8 D (60CV) 1.8 Turbo D (70CV)	<b>22587</b> 605mm	<b>22588</b> 904mm	<b>21157</b>	A: 25 B1: 22 C: 56 Q: 84/84 Me: 23/23 P: 61/61
1.8 16V (105CV) 1.8 TD (90CV)	<b>22589</b> 595mm	<b>22599</b> 906mm	<b>21163</b>	A: 25 B: 30 C: 56 Q: 85/85 Me: 26/26 P: 84/390
<b>ESCORT CLASSIC (AAL, ABL), Turnier (ANL)</b>				1998 -> 2000
1.6 16V (90CV)	<b>22587</b> 605mm	<b>22588</b> 904mm	<b>21157</b>	A: 25 B1: 22 C: 56 Q: 84/84 Me: 23/23 P: 61/61
1.8 TD (90CV)	<b>22589</b> 595mm	<b>22599</b> 906mm	<b>21163</b>	A: 25 B: 30 C: 56 Q: 85/85 Me: 26/26 P: 84/390
<b>FIESTA III (GFJ)</b>				1989 -> 1995
1.1 (50CV - 55CV) 1.4 (71CV - 73CV) 1.4 KAT (73CV)	<b>22582</b> 584mm	<b>22583</b> 868mm	<b>21155</b>	A: 23 B1: 20 C: 60 Q: 84/84 Me: 23/23 P: 61/61
1.3 (60CV) 1.6 (88CV) 1.6 XR2i (103CV) 1.8 16V (105CV) 1.8 D (60CV) 1.8 XR2i 16V (130CV)	<b>22585</b> 580mm	<b>22586</b> 859mm	<b>21156</b>	A: 23 B1: 22 C: 60 Q: 84/84 Me: 23/23 P: 61/61
<b>FIESTA Furgón (F3L, F5L)</b>				1991 -> 1996
1.8 D (60CV)	<b>22585</b> 580mm	<b>22586</b> 859mm	<b>21156</b>	A: 23 B1: 22 C: 60 Q: 84/84 Me: 23/23 P: 61/61

MARCA / MODELO / MOTOR	LEFT / IZQUIERDA	RIGHT / DERECHA	CV JOINT / IN JOINT	OBSERVACIONES
<b>FORD</b>				
<b>FIESTA IV (JA_, JB_)</b>				1995 -> 2002
1.25 i 16V (75CV) 1.4 i 16V (90CV) 1.8 D (60CV)	<b>22557</b> 602mm	<b>22600</b> 900mm	<b>21159</b>	A: 25 B: 22 C: 60 Q: 84 Me: 23/23 P: 61/374
1.3 i (50CV - 60CV) 1.8 D (60CV) 1.8 DI (75CV)	<b>22606</b> 600mm	<b>22607</b> 811mm	<b>21157</b>	A: 25 B: 22 C: 56 Q: 75/70 Me: 23/25 P: 61/286
<b>FIESTA V (JH_, JD_), Van</b>				2001 -> 2008
1.4 TDCi (68CV)	<b>22617</b> 615mm	<b>22619</b> 916mm	<b>21166</b>	A: 25 B: 20 C: 53 Q: 70/70 Me: 23/23 P: 61/372
1.25 16V (70CV) 1.3 (60CV) 1.3 (69CV) 1.4 16V (80CV)			<b>21167</b>	A: 25 B: 22 C: 53
1.6 16V (100CV)			<b>21480</b>	A: 25 B: 21 C: 53,2
1.6 TDCi (90CV)			<b>21164</b>	A: 25 B: 23 C: 53,2
<b>FOCUS (DAW, DBW), Kombi (DNW), Sedán (DFW)</b>				1998 -> 2004
1.4 16V (75CV) 1.6 16V (100CV) 1.8 16V (115CV)	<b>22573</b> 635mm	<b>22575</b> 930mm	<b>21164</b>	A: 25 B: 23 C: 53 Q: 84/69 Me: 23/23 P: 61/372

MARCA / MODELO / MOTOR	LEFT / IZQUIERDA	RIGHT / DERECHA	CV JOINT / IN JOINT	OBSERVACIONES
<b>FORD</b>				
<b>FOCUS (DAW, DBW), Kombi (DNW), Sedán (DFW)</b>				1998 -> 2004
1.8 DI / TDDi (75CV) 1.8 Turbo DI / TDDi (90CV) 2.0 16V (131CV)	<b>22576</b> 615mm	<b>22577</b> 947mm	<b>21164</b>	A: 25 B: 23 C: 53 Q: 76/76 Me: 26/26 P: 69/390
1.8 TDCi (100CV - 115CV)	<b>22615</b> 623mm	<b>22616</b> 960mm	<b>21169</b>	A: 25 B: 24 C: 53 Q: 78/78 Me: 26/26 P: 92/390
1.4 16V (75CV) 1.6 16V (100CV) 1.8 16V (115CV) 1.8 DI / TDDi (75CV) 1.8 Turbo DI / TDDi (90CV) 2.0 16V (131CV)			<b>21480</b>	A: 25 B: 23 C: 53,2
<b>FOCUS II (DA_), Cabriolet, Kombi, Sedán (DA_)</b>				2004 -> 2012
1.4 (80CV) 1.6 (100CV) 1.6 Ti (115CV)	<b>221173</b> 595mm	<b>221174</b> 900mm	<b>21534</b>	A: 36 B: 24 C: 56 Q: 69/69 Me: 23/23 P: 61/372
1.6 TDCi (100CV - 109CV - 90CV) 1.8 TDCi (115CV) 2.0 (145CV) 2.0 TDCi (133CV - 136CV)	<b>221031</b> 580mm	<b>221032</b> 915mm	<b>21805</b>	A: 36 B: 26 C: 56 Q: 78/78 Me: 26/26 P: 92/390
2.0 TDCi (110CV - 133CV - 136CV)		<b>221338</b> 922mm	<b>21534</b>	A: 36 B: 24 C: 56 Q: 78 Me: 26 P: 400
1.4 (80CV) 1.6 (100CV)			<b>21715</b>	A: 36 B: 23 C: 56

MARCA / MODELO / MOTOR	LEFT / IZQUIERDA	RIGHT / DERECHA	CV JOINT / IN JOINT	OBSERVACIONES
<b>FORD</b>				
<b>FOCUS III, Sedán, Turnier</b>				2010 ->
1.6 TDCI (95CV - 105CV - 115CV)	<b>221589</b> 637mm	<b>221590</b> 970mm	<b>21878</b>	A: 27 B: 26 C: 63 Me: 26/26 P: 61/382
<b>FOCUS C-MAX</b>				2003 -> 2007
1.6 TDCi (109CV - 90CV) 1.8 TDCi (115CV) 2.0 (145CV) 2.0 TDCi (133CV - 136CV)	<b>221031</b> 580mm	<b>221032</b> 915mm	<b>21805</b>	A: 36 B: 26 C: 56 Q: 78/78 Me: 26/26 P: 92/390
1.6 (100CV) 1.6 Ti (115CV) 2.0 TDCi (136CV)	<b>221173</b> 595mm	<b>221174</b> 900mm	<b>21534</b>	A: 36 B: 24 C: 56 Q: 69/69 Me: 23/23 P: 61/372
2.0 TDCi (133CV - 136CV)		<b>221338</b> 922mm	<b>21805</b>	A: 36 B: 26 C: 56 Q: 78 Me: 26 P: 400
<b>FOCUS C-MAX II (DXA/CB7/DXA/CEU)</b>				2010 ->
1.6 TDCI (95CV - 105CV - 115CV)	<b>221589</b> 637mm	<b>221590</b> 970mm	<b>21878</b>	A: 27 B: 26 C: 63 Me: 26/26 P: 61/382
<b>FUSION (JU_)</b>				2002 -> 2005
1.4 TDCi (68CV)	<b>22617</b> 615mm	<b>22619</b> 916mm	<b>21166</b>	A: 25 B: 20 C: 53 Q: 70/70 Me: 23/23 P: 61/372
1.4 (80CV)			<b>21167</b>	A: 25 B: 22 C: 53

MARCA / MODELO / MOTOR	LEFT / IZQUIERDA	RIGHT / DERECHA	CV JOINT / IN JOINT	OBSERVACIONES
<b>FORD</b>				
<b>FUSION (JU_)</b>				2002 -> 2005
1.6 (100CV)			<b>21480</b>	A: 25 B: 21 C: 53
1.6 TDCi (90CV)			<b>21164</b>	A: 25 B: 23 C: 53
<b>GALAXY (WGR)</b>				1995 -> 2006
1.9 TDI (90CV-110CV) 2.0l (116CV)	<b>22336</b> 625mm	<b>22337</b> 560mm	<b>21223</b>	A: 38 B: 27 C: 60 Me: 26 Mi: 35 P: 100/40
1.9 TDI (115CV) 2.8 V6 (204CV)	<b>221017</b> 495mm	<b>221017</b> 495mm	<b>21205</b>	<b>Automatic</b> A: 38 B: 36 C: 60 Q: 130/130  ABS: 48
1.9 TDI (115CV) 2.8 V6 (204CV)	<b>22601</b> 495mm	<b>22601</b> 495mm	<b>21205</b>	A: 38 B: 36 C: 60 Q: 130/130  ABS: 48
<b>GALAXY (WA6)</b>				2006 -> 2015
1.8 TDCi (100CV - 125CV) 2.0 (145CV) 2.0 TDCi (115CV - 130CV - 140CV - 163CV)	<b>221058</b> 604mm	<b>221059</b> 946mm	<b>21747</b>	A: 40 B: 28 C: 58 Q: 90 Me: 26/26 P: 68/388
<b>KA (RB_)</b>				1996 -> 2008
1.3 i (49CV - 50CV - 60CV - 70CV)	<b>22640</b> 590mm	<b>22641</b> 865mm	<b>21160</b>	A: 25 B1: 20 C: 56 Q: 75/75 Me: 23/23 P: 61/61

MARCA / MODELO / MOTOR	LEFT / IZQUIERDA	RIGHT / DERECHA	CV JOINT / IN JOINT	OBSERVACIONES
<b>FORD</b>				
<b>MONDEO I (GBP), Kombi (BNP), Sedán (GBP)</b>				1993 -> 1996
1.6 i 16V (88CV - 90CV) 1.8 i 16V (112CV - 115CV) 1.8 i 16V 4x4 (115CV) 2.0 i 16V (136CV)	<b>22591</b> 620mm	<b>22592</b> 568mm	<b>21153</b>	A: 27 B: 25 C: 54 Q: 85/85 Me: 26 Mi: 35 P: 69/40
1.6 i 16V (88CV - 90CV) 1.8 i 16V (112CV - 115CV) 1.8 i 16V 4x4 (115CV) 2.0 i 16V (136CV)	<b>22591A</b> 622mm	<b>22592A</b> 568mm	<b>21153A</b>	A: 27 B: 25 C: 54 Q: 85/85 Me: 26 Mi: 35 P: 69/40 ABS: 44
1.8 i 16V (115CV) 1.8 i 16V 4x4 (115CV) 1.8 TD (88CV - 90CV) 2.0 i 16V (136CV) 2.5 i 24V (170CV)	<b>22595</b> 620mm	<b>22596</b> 568mm	<b>21154</b>	A: 27 B: 30 C: 54 Q: 85/85 Me: 26 Mi: 35 P: 69/40
1.8 TD (88CV - 90CV) 2.5 i 24V (170CV)	<b>22595A</b> 620mm	<b>22596A</b> 568mm	<b>21154A</b>	A: 27 B: 30 C: 54 Q: 85/85 Me: 26 Mi: 35 P: 69/40 ABS: 44
<b>MONDEO II (BAP), Kombi (BNP), Sedán (BFP)</b>				1996 -> 2000
1.6 i (90CV) 1.6 i 16V (95CV) 1.8 i (115CV) 2.0 i (131CV)	<b>22591</b> 620mm	<b>22592</b> 568mm	<b>21153</b>	A: 27 B: 25 C: 54 Q: 85/85 Me: 26 Mi: 35 P: 69/40
1.6 i (90CV) 1.6 i 16V (95CV) 1.8 i (115CV) 2.0 i (131CV)	<b>22591A</b> 622mm	<b>22592A</b> 568mm	<b>21153A</b>	A: 27 B: 25 C: 54 Q: 85/85 Me: 26 Mi: 35 P: 69/40 ABS: 44
1.8 TD (90CV) 2.5 24V (170CV) 2.5 ST 200 (205CV)	<b>22595A</b> 620mm	<b>22596A</b> 568mm	<b>21154A</b>	A: 27 B: 30 C: 54 Q: 85/85 Me: 26 Mi: 35 P: 69/40 ABS: 44
1.8 TD (90CV) 2.5 24V (170CV) 2.5 ST 200 (205CV)	<b>22595</b> 620mm	<b>22596</b> 568mm	<b>21154</b>	A: 27 B: 30 C: 54 Q: 85/85 Me: 26 Mi: 35 P: 69/40

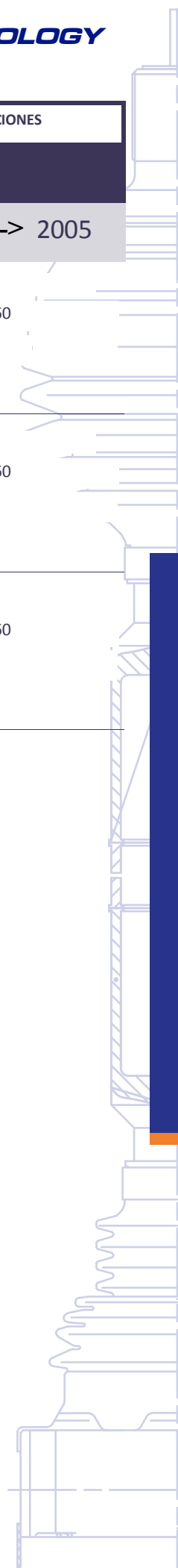
MARCA / MODELO / MOTOR	LEFT / IZQUIERDA	RIGHT / DERECHA	CV JOINT / IN JOINT	OBSERVACIONES
<b>FORD</b>				
<b>MONDEO III (B5Y), Kombi (BWY), Sedán (B4Y)</b>				2000 -> 2007
1.8 16V (110CV - 125CV) 1.8 SCi (130CV) 2.0 16V (146CV) 2.0 16V DI / TDDi / TDCi (90CV) 2.0 16V TDDi / TDCi (115CV) 2.0 TDCi (130CV) 2.2 TDCi (155CV) 2.5 V6 24V (170CV) 3.0 V6 24V (204CV) ST220 (226CV)	<b>22642</b> 635mm	<b>22643</b> 582mm	<b>21168</b>	A: 27 B: 26 C: 56 Q: 85/89 Me: 26 Mi: 35 P: 69/40
<b>MONDEO IV (BA7), Sedán (BA7), Turnier (BA7)</b>				2007 -> 2014
1.8 TDCi (100CV) 2.0 (145CV) 2.0 Flexifuel (145CV) 2.0 LPG (145CV) 2.0 TDCi (130CV)	<b>221058</b> 604mm	<b>221059</b> 946mm	<b>21747</b>	A: 40 B: 28 C: 58 Q: 90 Me: 26/26 P: 68/388
<b>ORION III (GAL)</b>				1990 -> 1993
1.4 (71CV) 1.6 i (105CV) 1.6 i 16V (90CV) 1.8 D (60CV) 1.8 i 16V (105CV - 130CV)	<b>22587</b> 605mm	<b>22588</b> 904mm	<b>21157</b>	A: 25 B1: 22 C: 56 Q: 84/84 Me: 23/23 P: 61/61
1.6 (90CV) 1.6 i (105CV) 1.8 D (60CV)	<b>22597</b> 598mm	<b>22598</b> 900mm	<b>21156</b>	A: 23 B1: 22 C: 60 Q: 84/84 Me: 23/23 P: 61/61
1.8 i 16V (105CV - 130CV) 1.8 TD (90CV)	<b>22589</b> 595mm	<b>22590</b> 906mm	<b>21158</b>	A: 25 B1: 25 C: 56 Q: 85/85 Me: 26/26 P: 84/84
<b>PUMA (EC_)</b>				1997 -> 2002
1.4 16V (90CV) 1.6 16V (103CV) 1.7 16V (125CV)	<b>22604</b> 604mm	<b>22605</b> 903mm	<b>21159</b>	A: 25 B1: 22 C: 60 Q: 79 Me: 23/23 P: 61/374



MARCA / MODELO / MOTOR	LEFT / IZQUIERDA	RIGHT / DERECHA	CV JOINT / IN JOINT	OBSERVACIONES
<b>FORD</b>				
<b>RANGER (ER, EQ)</b>				1999 -> 2006
2.5 TD (84CV) 2.5 TD 4x4 (109CV - 84CV)	<b>221355</b> 580mm	<b>221356</b> 510mm	<b>21708</b>	A: 26 B: 25 C: 61 Q: 86/86 Me: 26 Mi: 24 P: 82/38
<b>RANGER (ES, ET)</b>				2006 -> 2012
2.5 TDCi 4x4 (143CV)	<b>221385</b> 504mm	<b>221386</b> 575mm	<b>21828</b>	A: 28 B: 36 C: 61 Q: 85/85 Me: 30 Mi: 26 P: 24/94 ABS: 44
<b>S-MAX (WA6)</b>				2006 ->
1.8 TDCi (125CV) 2.0 (145CV) 2.0 Flexifuel (145CV) 2.0 TDCi (115CV - 130CV - 140CV - 163CV) 2.2 TDCi (175CV)	<b>221058</b> 604mm	<b>221059</b> 946mm	<b>21747</b>	A: 40 B: 28 C: 58 Q: 90 Me: 26/26 P: 68/388
<b>TOURNEO CONNECT</b>				2002 -> 2013
1.8 TDCi (110CV - 90CV)	<b>221008</b> 633mm	<b>221009</b> 960mm	<b>21678</b>	A: 25 B: 26 C: 53 Q: 78/78 Me: 26/26 P: 92/390
1.8 16V (116CV) 1.8 TDCi /TDDi /DI (75CV)	<b>22615</b> 623mm	<b>22616</b> 960mm	<b>21169</b>	A: 25 B: 24 C: 53 Q: 78/78 Me: 26/26 P: 92/390
<b>TRANSIT Bus (FD, FB, FS, FZ, FC), Furgón (FA)</b>				2000 -> 2006
2.0 DI (F_E_, F_F_, F_G_) (100CV - 75CV - 86CV) 2.0 TDCi (F_F_, F_E_, F_G_) (125CV)	<b>22612</b> 796mm	<b>22613</b> 1050mm	<b>21165</b>	A: 28 B: 26 C: 57 Q: 86/86 Me: 26/26 P: 101/330 ABS: 48


MARCA / MODELO / MOTOR	LEFT / IZQUIERDA	RIGHT / DERECHA	CV JOINT / IN JOINT	OBSERVACIONES
<b>FORD</b>				
<b>TRANSIT CONNECT (P65_, P70_, P80_)</b>				<b>2002 -&gt; 2013</b>
1.8 16V (116CV) 1.8 Di (75CV)	<b>22615</b> 623mm	<b>22616</b> 960mm	<b>21169</b>	A: 25 B: 24 C: 53 Q: 78/78 Me: 26/26 P: 92/390
1.8 16V (116CV) 1.8 Di (75CV) 1.8 TDCi (110CV - 90CV)	<b>221008</b> 633mm	<b>221009</b> 960mm	<b>21678</b>	A: 25 B: 26 C: 53 Q: 78/78 Me: 26/26 P: 92/390
<b>TRANSIT Bus, Furgón, Caja/Chasis</b>				<b>2006 -&gt; 2014</b>
2.2 TDCi (110CV - 130CV - 140CV - 85CV) 2.3 16V [RWD] (145CV) 2.4 TDCi [RWD] (100CV - 115CV - 140CV)	<b>221165</b> 792mm	<b>221166</b> 1055mm	<b>21781</b>	A: 28 B: 29 C: 67 Q: 94 Me: 36/36 P: 328/78 ABS: 48
2.2 TDCi (115CV - 140CV) 3.2 TDCi [RWD] (200CV)	<b>221387</b> 754mm	<b>221388</b> 1090mm	<b>21829</b>	A: 28 B: 29 C: 59 Q: 101 Me: 41/41 P: 72/400 ABS: 48
<b>TRANSIT TOURNEO</b>				<b>2006 -&gt; 2014</b>
2.2 TDCi (110CV - 131CV - 140CV)	<b>221165</b> 792mm	<b>221166</b> 1055mm	<b>21781</b>	A: 28 B: 29 C: 67 Q: 94 Me: 36/36 P: 328/78 ABS: 48

MARCA / MODELO / MOTOR	LEFT / IZQUIERDA	RIGHT / DERECHA	CV JOINT / IN JOINT	OBSERVACIONES
<b>HONDA</b>				
<b>CIVIC VII Hatchback (EU, EP, EV)</b>			2001 -> 2005	
1.4 iS (EP1) (90CV)			<b>21697</b>	A: 26 B: 22 C: 60 ABS: 50
1.6 i (110CV)			<b>21698</b>	A: 26 B: 28 C: 60 ABS: 50
1.7 CTDi (100CV)			<b>21699</b>	A: 26 B: 32 C: 60 ABS: 50



MARCA / MODELO / MOTOR	LEFT / IZQUIERDA	RIGHT / DERECHA	CV JOINT / IN JOINT	OBSERVACIONES
<b>HYUNDAI</b>				
<b>ATOS (MX)</b> 1998 -> 2002				
1.0 i (54CV - 58CV)	<b>221042</b> 596mm	<b>221043</b> 810mm	<b>21391</b>	A: 25 B: 19 C: 50 Q: 70/70 Me: 22/22 P: 52/52 ABS: 38
<b>ATOS PRIME (MX)</b> 1999 ->				
1.0 i (54CV - 58CV)	<b>221042</b> 596mm	<b>221043</b> 810mm	<b>21391</b>	A: 25 B: 19 C: 50 Q: 70/70 Me: 22/22 P: 52/52 ABS: 38
<b>COUPE (RD)</b> 1996 -> 2002				
1.6 16V (116CV) 1.6 i 16V (114CV) 2.0 (137CV) 2.0 16V (135CV) 2.0 16V (139CV)			<b>21255</b>	A: 25 B: 23 C: 50
<b>SANTA FÉ I (SM)</b> 2001 -> 2006				
2.0 (135CV) 2.0 CRDi (113CV)			<b>21683</b>	A: 27 B: 26 C: 60 ABS: 47
2.4 16V (136CV) 2.4 16V (146CV) 2.4 16V 4x4 (146CV) 2.4 16V 4x4 (136CV) 2.7 V6 4x4 (173CV)			<b>21687</b>	A: 27 B: 25 C: 60 ABS: 47
<b>SANTA FÉ II (SM)</b> 2006 ->				
2.2 CRDI (150CV) 2.2 CRDI 4x4 (150CV)	<b>221326</b> 665mm	<b>221327</b> 665mm	<b>21803</b>	A: 30 B: 36 C: 72 Me: 28 Mi: 26 P: 71/30

MARCA / MODELO / MOTOR	LEFT / IZQUIERDA	RIGHT / DERECHA	CV JOINT / IN JOINT	OBSERVACIONES
<b>HYUNDAI</b>				
<b>TRAJET (FO)</b>				
2000 -> 2008				
2.0 (136CV) 2.0 (140CV) 2.7 V6 (173CV)			<b>21687</b>	A: 27 B: 25 C: 60  ABS: 47
<b>TUCSON (JM)</b>				
2004 -> 2010				
2.0 CRDi Allrad (113CV)	<b>221349</b> 670mm	<b>221350</b> 610mm	<b>21818</b>	A: 27 B: 25 C: 62 Q: 90/90 Me: 27 Mi: 24 P: 62/39 ABS: 48



MARCA / MODELO / MOTOR	LEFT / IZQUIERDA	RIGHT / DERECHA	CV JOINT / IN JOINT	OBSERVACIONES
<b>JAGUAR</b>				
<b>X-TYPE (CF1)</b>				2002 -> 2009
2.0 D (130CV) 2.0 V6 (156CV) 2.2 D (146CV - 150CV - 155CV)	<b>221191</b> 625mm	<b>221192</b> 953mm	<b>21783</b>	A: 27 B: 24 C: 56 Q: 82/82 Me: 26/26 P: 68/470
<b>X-TYPE Estate</b>				2003 -> 2009
2.0 D (130CV) 2.0 V6 (156CV) 2.2 D (146CV - 150CV - 155CV)	<b>221191</b> 625mm	<b>221192</b> 953mm	<b>21783</b>	A: 27 B: 24 C: 56 Q: 82/82 Me: 26/26 P: 68/470

MARCA / MODELO / MOTOR	LEFT / IZQUIERDA	RIGHT / DERECHA	CV JOINT / IN JOINT	OBSERVACIONES
<b>KIA</b>				
<b>CARENS I (FC)</b> 2000 -> 2002				
1.8 i (110CV)			<b>21208A</b>	A: 26 B: 23 C: 56 ABS: 44
<b>CARENS II (FJ)</b> 2002 ->				
1.6 (105CV) 1.8 (126CV)			<b>21662</b>	A: 28 B: 24 C: 56 ABS: 46
<b>CARNIVAL I (UP)</b> 1999 -> 2001				
2.9 TD (126CV)	<b>221330</b> 649mm	<b>221118</b> 600mm	<b>21531</b>	A: 28 B: 26 C: 56 Me: 28 Mi: 26 P: 68/25 ABS: 54
<b>CARNIVAL II (GQ)</b> 2001 ->				
2.5 V6 (150CV) 2.9 CRDi (144CV) 3.5 (194CV)			<b>21531</b>	A: 28 B: 26 C: 56 ABS: 54
<b>MAGENTIS (GD)</b> 2001 ->				
2.0 (136CV)			<b>21654</b>	A: 28 B: 24 C: 56 ABS: 44
<b>PICANTO (BA)</b> 2004 ->				
1.0 (61CV) 1.1 (65CV)			<b>21806</b>	A: 24 B: 22 C: 52 ABS: 46

MARCA / MODELO / MOTOR	LEFT / IZQUIERDA	RIGHT / DERECHA	CV JOINT / IN JOINT	OBSERVACIONES
<b>KIA</b>				
<b>SHUMA II (FB), Sedán (FB)</b>				2001 -> 2004
1.6 (101CV) 1.8 (114CV)			<b>21671</b>	A: 28 B: 22 C: 56  ABS: 46
<b>SORENTO I (JC)</b>				2002 -> 2009
2.4 (139CV) 2.5 CRDi (140CV) 3.5 V6 (194CV)			<b>21720</b>	A: 28 B: 25 C: 56
2.4 (139CV) 2.5 CRDi (140CV) 3.5 V6 (194CV)			<b>21720</b>	A: 28 B: 25 C: 56
<b>SORENTO II (XM)</b>				2009 ->
2.2 CRDI (197CV) 2.2 CRDI 4WD (197CV)	<b>221326</b> 665mm	<b>221327</b> 665mm	<b>21803</b>	A: 30 B: 36 C: 72 Me: 28 Mi: 26 P: 71/30
<b>SPORTAGE (JE_, KM_)</b>				2004 ->
2.0 CRDi 4WD (113CV)	<b>221349</b> 670mm	<b>221350</b> 610mm	<b>21818</b>	A: 27 B: 25 C: 62 Q: 90/90 Me: 27 Mi: 24 P: 62/39 ABS: 48



MARCA / MODELO / MOTOR	LEFT / IZQUIERDA	RIGHT / DERECHA	CV JOINT / IN JOINT	OBSERVACIONES
<b>LADA</b>				
<b>110</b> 1995 ->				
1.5 (73CV - 76CV - 78CV) 1.5 16V (91CV - 95CV) 2.0 i (150CV) Wankel (120CV)	<b>22052</b> 602mm	<b>22053</b> 850mm	<b>21099</b>	A: 22 B: 22 C: 50 Q: 82/82 Me: 24/24 P: 79/79
<b>111</b> 1995 ->				
1.5 (76CV - 78CV) 1.5 16V (91CV - 95CV)	<b>22052</b> 602mm	<b>22053</b> 850mm	<b>21099</b>	A: 22 B: 22 C: 50 Q: 82/82 Me: 24/24 P: 79/79
<b>112</b> 1995 ->				
1.5 (73CV - 76CV - 78CV) 1.5 16V (91CV - 95CV)	<b>22052</b> 602mm	<b>22053</b> 850mm	<b>21099</b>	A: 22 B: 22 C: 50 Q: 82/82 Me: 24/24 P: 79/79
<b>NIVA (2121)</b> 1976 -> 1995				
1600 (73CV - 76CV) 1700 i (80CV) 1700 i 4x4 (82CV) 1900 Diesel (75CV)	<b>22050</b> 703mm	<b>22051</b> 829mm	<b>21098</b>	A: 22 B: 22 C: 46 Q: 89/89 Me: 22/22 P: 103/233
<b>SAMARA (2108, 2109, 2115)</b> 1986 -> 1994				
1100 (53CV - 58CV) 1300 (61CV - 63CV - 65CV - 68CV) 1500 (68CV - 71CV - 72CV)	<b>22052</b> 602mm	<b>22053</b> 850mm	<b>21099</b>	A: 22 B: 22 C: 50 Q: 82/82 Me: 24/24 P: 79/79
<b>SAMARA FORMA (21099)</b> 1989 -> 1997				
1100 (53CV) 1300 (65CV - 68CV)	<b>22052</b> 602mm	<b>22053</b> 850mm	<b>21099</b>	A: 22 B: 22 C: 50 Q: 82/82 Me: 24/24 P: 79/79

MARCA / MODELO / MOTOR	LEFT / IZQUIERDA	RIGHT / DERECHA	CV JOINT / IN JOINT	OBSERVACIONES
<b>LANCIA</b>				
<b>DEDRA (835)</b>				1989 -> 1999
1.8 i.e. (835AT) 90CV 1.8 i.e. (835BD, 835AD) 105CV 1.8 i.e. (835FA) 101CV 1.9 TDS (835EE, 835EF) 90CV 2.0 16V (835ED) 139CV 2.0 i.e. (835Af) 117CV 2.0 i.e. (835AL) 113CV	<b>22530</b> 469mm	<b>22531</b> 469mm	<b>21101</b>	A: 25 C: 52 Q: 100/100
<b>DEDRA SW (835)</b>				1994 -> 1999
1.8 i.e. (835FA) 101CV	<b>22530</b> 469mm	<b>22531</b> 469mm	<b>21101</b>	A: 25 C: 52 Q: 100/100
<b>DELTA III (844)</b>				2008 -> 2014
1.4 (120CV - 150CV) 1.6 D Multijet (120CV)	<b>221037</b> 612mm	<b>221038</b> 932mm	<b>21385</b>	A: 25 B: 24 C: 51 Q: 82/81 Me: 24/24 P: 86/380
<b>LYBRA (839AX), SW (839BX)</b>				2001 -> 2005
1.9 JTD (116CV)	<b>221024</b> 620mm	<b>221025</b> 934mm	<b>21387</b>	A: 25 B: 26 C: 59 Q: 86/86 Me: 25/25 P: 91/377
2.4 JTD (150CV) 2.4 JTD (839AXE1A) 135CV 2.4 JTD (839AXL1A) 140CV	<b>221457</b> 575mm	<b>221458</b> 987mm	<b>21387</b>	A: 25 B: 26 C: 59 Q: 86/86 Me: 25/25 P: 91/470
<b>MUSA (350)</b>				2006 -> 2012
1.3 D Multijet (90CV - 95CV)	<b>221156</b> 620mm	<b>221541</b> 920mm	<b>21743</b>	A: 25 B: 23 C: 51 Me: 24/24 P: 67/380

MARCA / MODELO / MOTOR	LEFT / IZQUIERDA	RIGHT / DERECHA	CV JOINT / IN JOINT	OBSERVACIONES
<b>LANCIA</b>				
<b>PHEDRA (179)</b> 2002 -> 2010				
2.2 JTD (179AXC1A) (128CV)			<b>21728</b>	A: 27 B: 29 C: 58
<b>YPSILON (843)</b> 2006 -> 2011				
1.3 D Multijet (75CV-90CV-105CV)	<b>221156</b> 620mm	<b>221541</b> 920mm	<b>21743</b>	A: 25 B: 23 C: 51 Q: 81 Me: 24/24 P: 67/380
<b>ZETA (220)</b> 1995 -> 2002				
2.0 16V (220AL5) 132CV 2.0 16V (220AQ5) 136CV 2.0 Turbo (220AD5, 220CD5) 147CV 2.1 TD (220AJ5) 109CV	<b>22452</b> 655mm	<b>22453</b> 975mm	<b>21134</b>	A: 27 B: 39 C: 60 Q: 90/90 Me: 37/37 P: 87/372
2.0 16V (220AL5) 132CV 2.0 16V (220AQ5) 136CV 2.0 Turbo (220AD5, 220CD5) 147CV 2.1 TD (220AJ5) 109CV	<b>22452A</b> 655mm	<b>22453A</b> 975mm	<b>21134A</b>	A: 27 B: 39 C: 60 Q: 90/90 Me: 37/37 P: 87/372 ABS: 48
2.0 JTD (109CV) 2.0 JTD 16V (220AN5) 109CV	<b>22479</b> 665mm	<b>22480</b> 985mm	<b>21134</b>	A: 27 B: 39 C: 60 Q: 90/90 Me: 37/37 P: 87/372
2.0 JTD (109CV) 2.0 JTD 16V (220AN5) 109CV	<b>22479A</b> 665mm	<b>22480A</b> 985mm	<b>21134A</b>	A: 27 B: 39 C: 60 Q: 90/90 Me: 37/37 P: 87/372 ABS: 48

MARCA / MODELO / MOTOR	LEFT / IZQUIERDA	RIGHT / DERECHA	CV JOINT / IN JOINT	OBSERVACIONES
<b>LANDROVER</b>				
<b>FREELANDER (LN)</b>				1998 -> 2006
1.8 16V 4x4 (117CV) 1.8 i 16V 4x4 (120CV) 2.0 DI 4x4 (98CV)	<b>221106</b> 612mm	<b>221106</b> 612mm	<b>21514</b>	A: 28 B: 32 C: 56 Q: 88/88 Me: 25/25 P: 58/58
<b>FREELANDER Soft Top</b>				1998 -> 2006
1.8 i 16V 4x4 (120CV) 2.0 DI 4x4 (98CV)	<b>221106</b> 612mm	<b>221106</b> 612mm	<b>21514</b>	A: 28 B: 32 C: 56 Q: 88/88 Me: 25/25 P: 58/58

MARCA / MODELO / MOTOR	LEFT / IZQUIERDA	RIGHT / DERECHA	CV JOINT / IN JOINT	OBSERVACIONES
<b>MAZDA</b>				
<b>323 F VI (BJ)</b> 1998 -> 2004				
1.9 16V (114CV)			<b>21660</b>	A: 26 B: 29 C: 56
<b>B-SERIE (UN)</b> 1999 -> 2006				
2.5 D 4WD (84CV) 2.5 TD 4WD (109CV)	<b>221355</b> 580mm	<b>221356</b> 510mm	<b>21708</b>	A: 26 B: 25 C: 61 Q: 86/86 Me: 26 Mi: 24 P: 82/38
<b>BT-50 (CD, UN)</b> 2006 ->				
2.5 MRZ-CD 4x4 (143CV)	<b>221385</b> 504mm	<b>221386</b> 575mm	<b>21828</b>	A: 28 B: 36 C: 61 Q: 85/85 Me: 30 Mi: 26 P: 24/94 ABS: 44
<b>6 (GG), Hatchback (GG), Station Wagon (GY)</b> 2002 -> 2007				
2.0 DI (121CV - 136CV - 143CV)	<b>221473</b> 665mm		<b>21810</b>	A: 28 B: 33 C: 56 Q: 84 Me: 30 P: 73 ABS: 44
<b>XEDOS 9 (TA)</b> 1993 -> 2002				
2.0 24V (143CV) 2.3 24V (211CV) 2.5 24V (167CV) 2.5 V6 (163CV)			<b>21161A</b>	A: 28 B: 26 C: 56

MARCA / MODELO / MOTOR	LEFT / IZQUIERDA	RIGHT / DERECHA	CV JOINT / IN JOINT	OBSERVACIONES
<b>MERCEDES</b>				
<b>/8 (W114), Coupe (W114)</b>				<b>1968 -&gt; 1976</b>
230.6 (114.015) (120CV) 250 (130CV) 250 (114.010) (116CV) 250 2.8 (114.023) (130CV) 280 (114.060) (160CV) 280 E (114.062) (185CV)	<b>22620</b> 631mm	<b>22620</b> 631mm		A: 27 C: 45 Q: 91/91 Me: 27/27 P: 29/29
<b>/8 (W115)</b>				<b>1968 -&gt; 1977</b>
200 (95CV) 200 (115.015) (86CV) 200 D (115.115) (55CV) 220 (115.010) (105CV - 90CV) 220 D (115.110) (60CV) 230.4 (115.017) (110CV) 240 D (115.117) (65CV) 240 D 3.0 (115.114) (80CV)	<b>22620</b> 631mm	<b>22620</b> 631mm		A: 27 C: 45 Q: 91/91 Me: 27/27 P: 29/29
<b>190 (W201)</b>				<b>1982 -&gt; 1993</b>
2.0 (201.022) (90CV) D 2.0 (201.122) (72CV - 75CV) D 2.5 (201.126) (90CV - 94CV) E 1.8 (201.018) (109CV) E 2.0 (118CV) E 2.0 (201.024) (113CV - 116CV - 122CV) E 2.3 (132CV) E 2.3 (201.028) (136CV)	<b>22623</b> 637mm	<b>22623</b> 637mm		A: 25 B: 27 C: 63 Q: 108/108
<b>100 Bus (631), Furgón (631)</b>				<b>1988 -&gt; 1996</b>
D (56CV) D (631.333, 631.343, 631.334, 631.344) (72CV - 75CV)	<b>22626</b> 735mm	<b>22626</b> 735mm		A: 30 B: 27 C: 72 Q: 96/96 Mi: 30/30 P: 26/26
<b>COUPE (C123), Kombi (S123)</b>				<b>1977 -&gt; 1985</b>
230 C (123.043) (109CV) 230 CE (123.243) (136CV) 280 C (123.050) (156CV) 280 CE (177CV - 185CV) 300 C Turbo-D (123.153) (125CV)	<b>22620</b> 631mm	<b>22620</b> 631mm		A: 27 C: 45 Q: 91/91 Me: 27/27 P: 29/29

MARCA / MODELO / MOTOR	LEFT / IZQUIERDA	RIGHT / DERECHA	CV JOINT / IN JOINT	OBSERVACIONES
<b>MERCEDES</b>				
<b>COUPE (C124)</b>				
1987 -> 1992				
230 CE (124.043) 132CV - 136CV) 230 CE (124.043) KAT (132CV)	<b>221384</b> 668mm	<b>221384</b> 668mm		A: 25 B: 25 Q: 100/100
300 CE (124.050) 180CV)	<b>221516</b> 655mm	<b>221516</b> 655mm		A: 25 B: 25 Q: 100
300 CE (188CV) 300 CE (124.050) 180CV)	<b>22622</b> 669mm	<b>22622</b> 669mm		A: 25 B: 27 C: 63 Q: 108/108
<b>Sedán (W123)</b>				
1976 -> 1985				
200 (101CV - 84CV) 200 (123.020) 94CV) 200 (123.220) 109CV) 200 D (60CV) 200 D (123.120) 55CV) 220 D (67CV) 220 D (123.126) 60CV) 230 (123.023) 109CV) 230 E (123.223) 136CV) 240 D (123.123) 72CV) 280 (123.030) 156CV) 280 E (177CV) 280 E (123.033)	<b>22620</b> 631mm	<b>22620</b> 631mm		A: 27 C: 45 Q: 91/91 Me: 27/27 P: 29/29
<b>Sedán (W124)</b>				
1984 -> 1993				
200 (105CV) 200 (124.020) 102CV - 109CV) 200 D (124.120) 72CV - 75CV) 200 E (124.021) 118CV) 230 E (124.023) 132CV - 136CV) 230 E (124.023) KAT (132CV) 250 D (124.125) 90CV - 94CV)	<b>221384</b> 668mm	<b>221384</b> 668mm		A: 25 B: 25 Q: 100/100
250 Turbo-D (124.128) 126CV) 260 E (124.026) 160CV) 300 D (124.130) 109CV - 110CV - 113CV) 300 E (124.030) 180CV) 300 Turbo-D (124.133) 143CV - 147CV)	<b>22622</b> 669mm	<b>22622</b> 669mm		A: 25 B: 27 C: 63 Q: 108/108

MARCA / MODELO / MOTOR	LEFT / IZQUIERDA	RIGHT / DERECHA	CV JOINT / IN JOINT	OBSERVACIONES
<b>MERCEDES</b>				
<b>Sedán (W124)</b>				1984 -> 1993
250 Turbo-D (124.128) 126CV 260 E (124.026) 160CV 300 D (124.130) 109CV - 110CV - 113CV 300 E (124.030) 180CV 300 Turbo-D (124.133) 143CV - 147CV	<b>221516</b> 655mm	<b>221516</b> 655mm		A: 25 B: 25 Q: 100
<b>A-CLASS (W168)</b>				1997 -> 2004
A 140 (168.031, 168.131) 82CV A 160 (168.033, 168.133) 102CV A 160 CDI (168.006) 75CV A 160 CDI (168.007) 60CV A 170 CDI (168.008) 90CV A 170 CDI (168.009, 168.109) 95CV	<b>221154</b> 572mm	<b>221155</b> 960mm	<b>21085</b>	<b>Trasera</b> A: 24 B: 27 C: 57 Q: 86 Me: 22/22 P: 55/642 ABS: 48
<b>A-CLASS (W169)</b>				2004 -> 2012
A 150 (169.031, 169.331) 95CV A 160 CDI (169.006, 169.306) 82CV A 170 (169.032, 169.332) 116CV A 200 (169.033, 169.333) 136CV	<b>221566</b> 604mm		<b>21735</b>	A: 25 B: 27 C: 60 Me: 22 P: 56
150/170/200/CDI			<b>21714</b>	A: 24 B: 28 C: 57
A 180 CDI (169.007, 169.307) (109CV) A 200 CDI (169.308) (136CV) A 200 CDI (169.008, 169.308) (140CV) A 200 TURBO (169.034, 169.334) (193CV)	<b>221217</b> 600mm	<b>221218</b> 991mm	<b>21727</b>	A: 25 B: 25 C: 60 Q: 84/85 Me: 27/27 P: 62/478
A 150 (169.031, 169.331) 95CV A 160 (169.031, 169.331) 95CV A 160 CDI (169.006, 169.306) 82CV A 170 (169.032, 169.332) 116CV A 180 (169.032, 169.332) 116CV A 180 CDI (169.007, 169.307) 109CV A 200 (169.033, 169.333) 136CV A 200 CDI (169.008,	<b>221477</b> 612mm	<b>221478</b> 952mm	<b>21727</b>	<b>Automatic</b> A: 25 B: 25 C: 60 Q: 87/87 Me: 27/27 P: 62/422



MARCA / MODELO / MOTOR	LEFT / IZQUIERDA	RIGHT / DERECHA	CV JOINT / IN JOINT	OBSERVACIONES
<b>MERCEDES</b>				
<b>B-CLASS (W245)</b>				2005 -> 2011
B 150 (245.231) 95CV B 160 (245.231) 95CV B 170 (245.232) 116CV B 170 NGT (245.233) 116CV B 180 (245.232) 116CV B 180 CDI (245.207) 109CV B 180 NGT (245.233) 116CV B 200 (245.233) 136CV B 200 CDI (245.208) 140CV B 200 TURBO (245.234) 19	<b>221477</b> 612mm	<b>221478</b> 952mm	<b>21727</b>	<b>Automatic</b> A: 25 B: 25 C: 60 Q: 87/87 Me: 27/27 P: 62/422
B 150 (245.231) 95CV B 170 (245.232) 116CV B 200 (245.233) 136CV	<b>221566</b> 604mm		<b>21735</b>	A: 25 B: 27 C: 60 Me: 22 P: 56
B 180 CDI (245.207) (109CV) B 200 CDI (245.208) (140CV) B 200 TURBO (245.234) (193CV)	<b>221217</b> 600mm	<b>221218</b> 991mm	<b>21727</b>	A: 25 B: 25 C: 60 Q: 84/85 Me: 27/27 P: 62/478
<b>E-CLASS (W124)</b>				1993 -> 1995
E 250 Turbo-D (124.128) 126CV E 300 Turbo-D (124.133) 147CV	<b>22622</b> 669mm	<b>22622</b> 669mm		A: 25 B: 27 C: 63 Q: 108/108
E 250 Turbo-D (124.128) 126CV E 300 Turbo-D (124.133) 147CV	<b>221516</b> 655mm	<b>221516</b> 655mm		A: 25 B: 25 Q: 100/100
<b>E-CLASS Kombi (S124), KOMBI Kombi (S124)</b>				1993 -> 1996
E 200 T (124.079) 136CV	<b>221384</b> 668mm	<b>221384</b> 668mm		A: 25 B: 25 Q: 100/100
E 300 T Turbo-D (124.193) 147CV	<b>22622</b> 669mm	<b>22622</b> 669mm		A: 25 B: 27 C: 63 Q: 108/108

MARCA / MODELO / MOTOR	LEFT / IZQUIERDA	RIGHT / DERECHA	CV JOINT / IN JOINT	OBSERVACIONES
<b>MERCEDES</b>				
<b>E-CLASS Kombi (S124), KOMBI Kombi (S124)</b>				1993 -> 1996
E 300 T Turbo-D (124.193) 147CV	<b>221516</b> 655mm	<b>221516</b> 655mm		A: 25 B: 25 Q: 100/100
<b>M-CLASS (W163)</b>				1998 -> 2005
ML 230 (163.136) 150CV ML 270 CDI (163.113) 163CV ML 320 (163.154) 218CV ML 350 (163.157) 245CV ML 350 4-matic (235CV) ML 400 CDI (163.128) 250CV ML 430 (163.172) 272CV ML 500 (163.175) 292CV ML 55 AMG (163.174) 347CV	<b>221333</b> 632mm	<b>221334</b> 961mm	<b>21736</b>	A: 30 B: 26 C: 80 Me: 37 P: 83/83 ABS: 48
<b>SL (R107), Coupe (C107)</b>				1971 -> 1985
280 SL (107.042) 177CV - 185CV 280 SLC (107.022) 177CV - 185CV 350 SL (107.043) 195CV 350 SLC (107.023) 200CV 380 SL (107.045) 204CV - 218CV 380 SLC (107.025) 218CV	<b>22620</b> 631mm	<b>22620</b> 631mm		A: 27 C: 45 Q: 91/91 Me: 27/27 P: 29/29
<b>V-CLASS (638/2)</b>				1999 -> 2003
V 200 CDI (638.294) 102CV V 220 CDI (638.294) 122CV	<b>22630</b> 510mm	<b>22630</b> 510mm	<b>21081</b>  <b>21007</b>	A: 27 B: 36 C: 71 Q: 120/120 ABS: 48
V 200 (638.214, 638.294) 129CV V 230 (638.234, 638.294) 143CV V 230 TD (638.274) 98CV	<b>22629</b> 534mm	<b>22629</b> 534mm	<b>21080</b>  <b>21006</b>	A: 27 B: 27 C: 60 Q: 108/108
V 200 (638.214, 638.294) 129CV V 230 (638.234, 638.294) 143CV V 230 TD (638.274) 98CV	<b>22629A</b> 534mm	<b>22629A</b> 534mm	<b>21080</b>  <b>21006</b>	A: 27 B: 27 C: 60 Q: 108/108 ABS: 48

MARCA / MODELO / MOTOR	LEFT / IZQUIERDA	RIGHT / DERECHA	CV JOINT / IN JOINT	OBSERVACIONES
<b>MERCEDES</b>				
<b>VIANO (W639)</b>				2003 ->
CDI 2.0 (109CV) CDI 2.0 4-matic (109CV)	<b>221115</b> 862mm	<b>221115</b> 862mm	<b>21751</b>	<b>Trasera</b> A: 30 B: 36 C: 70 Q: 101/101 Me: 26/26 P: 83/83
<b>VITO Bus (638), Furgón (638)</b>				1999 -> 2003
108 CDI 2.2 (638.194) 82CV 110 CDI 2.2 (638.194) 102CV 112 CDI 2.2 (638.194) 122CV	<b>22630</b> 510mm	<b>22630</b> 510mm	<b>21081</b>  <b>21007</b>	A: 27 B: 36 C: 71 Q: 120/120  ABS: 48
108 D 2.3 (638.164) 79CV 110 TD 2.3 (638.174) 98CV 113 2.0 (638.114, 638.194) 129CV 114 2.3 (638.134, 638.194) 143CV	<b>22629</b> 534mm	<b>22629</b> 534mm	<b>21080</b>  <b>21006</b>	A: 27 B: 27 C: 60 Q: 108/108
108 D 2.3 (638.164) 79CV 110 TD 2.3 (638.174) 98CV 113 2.0 (638.114, 638.194) 129CV 114 2.3 (638.134, 638.194) 143CV	<b>22629A</b> 534mm	<b>22629A</b> 534mm	<b>21080</b>  <b>21006</b>	A: 27 B: 27 C: 60 Q: 108/108  ABS: 48
<b>VITO / MIXTO Furgón (W639), Bus (W639)</b>				2003 ->
109 CDI (88CV - 95CV) 110 CDI (95CV) 111 CDI (109CV - 116CV) 111 CDI 4x4 (109CV) 113 CDI (136CV) 115 CDI 4x4 (150CV) 116 CDI (163CV)	<b>221115</b> 862mm	<b>221115</b> 862mm	<b>21751</b>	<b>Trasera</b> A: 30 B: 36 C: 70 Q: 101/101 Me: 26/26 P: 83/83

MARCA / MODELO / MOTOR	LEFT / IZQUIERDA	RIGHT / DERECHA	CV JOINT / IN JOINT	OBSERVACIONES
<b>MINI</b>				
<b>MINI (R50, R53)</b>				2002 -> 2006
Cooper S (163CV - 170CV) One D (75CV - 88CV)	<b>221060</b> 590mm	<b>221061</b> 918mm	<b>21665</b>	A: 26 B: 23 C: 54 Q: 80/88 Me: 34/34 P: 54/357
Cooper (116CV) One (90CV)	<b>221161</b> 620mm	<b>221162</b> 888mm	<b>21712</b>	<b>Manual hasta 07.04</b> A: 26 B: 21 C: 54 Q: 73/73 Me: 22/22 P: 60/340
Cooper (116CV) One (90CV)	<b>221532</b> 615mm	<b>221533</b> 895mm	<b>21712</b>	<b>Automatic</b> A: 26 B: 21 C: 54 Me: 23/23 P: 64/346
One (90CV) Cooper (116CV)	<b>221534</b> 588mm	<b>221451</b> 922mm	<b>21712</b>	<b>Manual desde 08.04</b> A: 26 B: 21 C: 54 Q: 72/72 Me: 33/33 P: 58/394
<b>MINI Cabriolet (R52)</b>				2004 -> 2007
Cooper (116CV) One (90CV)	<b>221534</b> 588mm	<b>221451</b> 922mm	<b>21712</b>	A: 26 B: 21 C: 54 Q: 72/72 Me: 33/33 P: 58/394
Cooper S (170CV)	<b>221060</b> 590mm	<b>221061</b> 918mm	<b>21665</b>	A: 26 B: 23 C: 54 Q: 80/88 Me: 34/34 P: 54/357
<b>MINI (R56)</b>				2006 -> 2011
Cooper S (174CV)	<b>221060</b> 590mm	<b>221061</b> 918mm	<b>21665</b>	A: 26 B: 23 C: 54 Q: 80/88 Me: 34/34 P: 54/357

MARCA / MODELO / MOTOR	LEFT / IZQUIERDA	RIGHT / DERECHA	CV JOINT / IN JOINT	OBSERVACIONES
<b>mitsubishi</b>				
<b>L 200 (K7_T, K6_T)</b> 1996 -> 2007				
2.4 4WD (K75T) 132CV 2.5 TD 4WD (K74T) 99CV	<b>221051</b> 615mm	<b>221052</b> 528mm	<b>21530</b>	A: 28 B: 25 C: 56 Q: 86/86 Me: 25 P: 91
<b>L 200 (KB_T, KA_T)</b> 2005 ->				
2.5 DI-D 4WD (KB4T) 136CV - 167CV	<b>221335</b> 593mm	<b>221336</b> 493mm		A: 30 Q: 92 Me: 28 P: 91 ABS: 47
<b>MONTERO Todo terreno, abierta (L04_G)</b> 1982 -> 1990				
2.3 TD (L043G, L048G) 84CV 2.5 TD (L044G, L049G) 84CV 2.6 (L042G, L047G) 103CV	<b>221051</b> 615mm	<b>221052</b> 528mm	<b>21530</b>	A: 28 B: 25 C: 56 Q: 86/86 Me: 25 P: 91
<b>MONTERO (L04_G, L14_G)</b> 1989 -> 1991				
2.5 TD (L044G, L049G) 87CV - 95CV	<b>221051</b> 615mm	<b>221052</b> 528mm	<b>21530</b>	A: 28 B: 25 C: 56 Q: 86/86 Me: 25 P: 91
<b>MONTERO (V3_W, V2_W, V4_W), Todo terreno</b> 1990 -> 1999				
2.5 TD 4WD (V24C, V24W) 99CV 2.8 TD (V46W) 125CV 3.0 V6 24V (V43W, V23W) 177CV - 181CV 3.0 V6 4WD (V23W, V43W, V23C) 150CV 3.5 V6 24V (V25W, V45W) 208CV	<b>221051</b> 615mm	<b>221052</b> 528mm	<b>21530</b>	A: 28 B: 25 C: 56 Q: 86/86 Me: 25 P: 91
<b>MONTERO SPORT (K90)</b> 1998 ->				
2.5 TD (K94W) 115CV - 133CV - 99CV	<b>221051</b> 615mm	<b>221052</b> 528mm	<b>21530</b>	A: 28 B: 25 C: 56 Q: 86/86 Me: 25 P: 91

MARCA / MODELO / MOTOR	LEFT / IZQUIERDA	RIGHT / DERECHA	CV JOINT / IN JOINT	OBSERVACIONES
<b>NISSAN</b>				
<b>INTERSTAR Bus (X70), Furgón (X70)</b>				<b>2002 -&gt;</b>
dCi 80 (82CV)	<b>22800</b> 672mm	<b>221278</b> 1135mm	<b>21198</b>	A: 28 B: 36 C: 69 Q: 80 Me: 39 P: 422 ABS: 51
dCi 80 (82CV)		<b>221528</b> 1147mm	<b>21195</b>	A: 28 B: 27 C: 67 Q: 82 Me: 39 P: 390
dCi 80 (82CV)		<b>221528A</b> 1147mm	<b>21195</b>	A: 28 B: 27 C: 67 Q: 82 Me: 39 P: 390 ABS: 51
dCi 90 (90CV) dCi 120 (115CV) dCi 140 (136CV)	<b>22840</b> 665mm	<b>22841</b> 1145mm	<b>21198</b>	A: 28 B: 36 C: 69 Q: 72 Me: 39 P: 432 ABS: 51
dCi 120 (120CV) dCi 150 (145CV-145CV)	<b>221069</b> 756mm	<b>221070</b> 1115mm	<b>21198</b>	A: 28 B: 36 C: 82,4 Q: 88/88 Me: 39 P: 73/428 ABS: 51
dCi 100 (101CV) dCi 120 (120CV) dCi 150 (145CV-145CV)	<b>221004</b> 735mm	<b>221005</b> 1126mm	<b>21198</b>	A: 28 B: 36 C: 69 Me: 39 P: 73/547 ABS: 51
<b>MICRA I (K10)</b>				<b>1986 -&gt; 1992</b>
1.2 (54CV - 60CV)	<b>22060</b> 605mm	<b>22061</b> 810mm	<b>21295</b>	A: 23 B: 19 C: 48 Q: 74/74 Me: 21/21 P: 71/71

MARCA / MODELO / MOTOR	LEFT / IZQUIERDA	RIGHT / DERECHA	CV JOINT / IN JOINT	OBSERVACIONES
<b>NISSAN</b>				
<b>MICRA II (K11)</b>				1992 -> 2003
1.0 i 16V (54CV - 60CV)	<b>22060</b> 605mm	<b>22061</b> 810mm	<b>21295</b>	A: 23 B: 19 C: 48 Q: 74/74 Me: 21/21 P: 71/71
1.3 i 16V (75CV) 1.4 i 16V (82CV) 1.5 D (57CV)	<b>22062</b> 598mm	<b>22063</b> 840mm	<b>21290</b>	A: 23 B: 22 C: 48 Q: 82/76 Me: 24/24 P: 51/70
<b>MICRA III (K12)</b>				2005 -> 2010
1.6 160 SR (110CV)	<b>221193</b> 645mm	<b>221194</b> 890mm	<b>21668</b>	A: 23 B: 21 C: 49 Q: 73/73 Me: 26/26 P: 64/64
1.5 dCi (82CV - 86CV)		<b>221552</b> 895mm	<b>21669</b>	A: 23 B: 22 C: 49 Me: 26 P: 328
<b>MICRA C+C (K12)</b>				2005 ->
1.6 160 SR (110CV)	<b>221193</b> 645mm	<b>221194</b> 890mm	<b>21668</b>	A: 23 B: 21 C: 49 Q: 73/73 Me: 26/26 P: 64/64
<b>NAVARA (D40), Caja/Chasis (D40)</b>				2005 ->
2.5 dCi 4WD (144CV - 171CV - 174CV - 190CV)	<b>221344</b> 632mm	<b>221344</b> 632mm	<b>21855</b>	A: 29 B: 27 C: 67 Q: 85 Me: 27 P: 61

MARCA / MODELO / MOTOR	LEFT / IZQUIERDA	RIGHT / DERECHA	CV JOINT / IN JOINT	OBSERVACIONES
<b>NISSAN</b>				
<b>NOTE (E11)</b> 2006 ->				
1.4 (88CV) 1.6 (110CV)	<b>221193</b> 645mm	<b>221194</b> 890mm	<b>21668</b>	A: 23 B: 21 C: 49 Q: 73/73 Me: 26/26 P: 64/64
1.5 dCi (103CV - 68CV - 86CV)		<b>221552</b> 895mm		A: 23 B: 24 C: 49 Q: 82 Me: 26 P: 328
<b>NV400 Bus, Furgón, Caja/Chasis</b> 2011 ->				
2.3 dCi (101CV - 110CV - 125CV - 136CV - 146CV - 150CV - 163CV)	<b>221364</b> 765mm	<b>221365</b> 1075mm	<b>21822</b>	A: 31 B: 27 C: 70 Q: 88/88 Me: 39/39 P: 74/365
<b>PATHFINDER II (R50)</b> 1998 -> 2004				
3.3 V6 4WD (150CV) 3.5 V6 4WD (220CV)	<b>221551</b> 522mm	<b>221551</b> 522mm	<b>21543</b>	A: 28 B: 25 C: 50 Q: 126
<b>PATHFINDER III (R51)</b> 2005 ->				
2.5 dCi 4WD (163CV - 171CV - 174CV - 190CV)	<b>221344</b> 632mm	<b>221344</b> 632mm	<b>21855</b>	A: 29 B: 27 C: 67 Q: 85/85 Me: 27/27 P: 61/61
<b>PICK UP II (D21)</b> 1987 -> 1998				
2.4 i 12V (124CV) 2.4 i 12V 4WD (126CV) 2.5 D (83CV) 2.5 D 4WD (80CV - 83CV)	<b>221551</b> 522mm	<b>221551</b> 522mm	<b>21543</b>	A: 28 B: 25 C: 50 Q: 126



MARCA / MODELO / MOTOR	LEFT / IZQUIERDA	RIGHT / DERECHA	CV JOINT / IN JOINT	OBSERVACIONES
<b>NISSAN</b>				
<b>PRIMERA (P10), Hatchback (P10)</b>				<b>1990 -&gt; 1996</b>
1.6 (102CV - 90CV - 97CV) 2.0 D (75CV)	<b>22064</b> 640mm	<b>22065</b> 917mm	<b>21282</b>	A: 27 B: 22 C: 56 Q: 89/89 Me: 25/25 P: 63/63 ABS: 42
1.6 (102CV - 90CV - 97CV) 2.0 D (75CV)	<b>22064A</b> 640mm	<b>22065A</b> 917mm	<b>21282A</b>	A: 27 B: 22 C: 56 Q: 89/89 Me: 25/25 P: 63/63 ABS: 42
2.0 16V (115CV) 2.0 16V 4x4 (115CV) 2.0 D (75CV) 2.0 GT (150CV)	<b>22066</b> 620mm	<b>22067</b> 940mm	<b>21283</b>	A: 27 B: 32 C: 56 Q: 89/90 Me: 25/25 P: 63/355 ABS: 42
2.0 16V (115CV) 2.0 16V 4x4 (115CV) 2.0 D (75CV) 2.0 GT (150CV)	<b>22066A</b> 620mm	<b>22067A</b> 940mm	<b>21283A</b>	A: 27 B: 32 C: 56 Q: 89/90 Me: 25/25 P: 63/355 ABS: 42
2.0 i (125CV)	<b>22066</b> 620mm	<b>22067</b> 940mm	<b>21283</b>	A: 27 B: 32 C: 56 Q: 89/90 Me: 25/25 P: 63/355
2.0 i (125CV)	<b>22066A</b> 620mm	<b>22067A</b> 940mm	<b>21283A</b>	A: 27 B: 32 C: 56 Q: 89/90 Me: 25/25 P: 63/355 ABS: 42
<b>PRIMERA (P11), Hatchback (P11), Traveller (WP11)</b>				<b>1996 -&gt; 2001</b>
1.6 16V (106CV - 90CV - 99CV) 1.8 16V (114CV)	<b>22068A</b> 640mm	<b>22069A</b> 925mm	<b>21296</b>	A: 27 B: 22 C: 56 Q: 89/89 Me: 25/25 P: 63/63 ABS: 44
1.6 16V (106CV) 1.8 16V (114CV) 2.0 TD (90CV)	<b>22073A</b> 618mm	<b>22074A</b> 960mm	<b>21297</b>	A: 27 B: 32 C: 56 Q: 89/90 Me: 25/25 P: 82/370 ABS: 44

MARCA / MODELO / MOTOR	LEFT / IZQUIERDA	RIGHT / DERECHA	CV JOINT / IN JOINT	OBSERVACIONES
<b>NISSAN</b>				
<b>PRIMERA (P11), Hatchback (P11), Traveller (WP11)</b>				1996 -> 2001
2.0 16V (115CV - 131CV - 140CV - 150CV)	<b>22073A</b> 618mm	<b>22075A</b> 945mm	<b>21297</b>	A: 27 B: 32 C: 56 Q: 89/90 Me: 25/25 P: 82/355 ABS: 44
<b>PRIMERA (P12), Hatchback (P12)</b>				2002 ->
2.0 (140CV) 2.2 dCi (139CV) 2.2 Di (126CV)			<b>21542</b>	A: 27 B: 26 C: 56
<b>PRIMASTAR Bus (X83), Furgón (X83)</b>				2001 ->
2.0 (120CV) dCi 100 (101CV) dCi 80 (80CV)	<b>22822</b> 675mm	<b>22823</b> 1020mm	<b>21540</b>	A: 27 B: 26 C: 56 Me: 39 P: 365
<b>QASHQAI / QASHQAI +2 (J10, JJ10)</b>				2007 ->
1.5 dCi (103CV - 106CV - 110CV)	<b>221498</b> 692mm	<b>221499</b> 942mm	<b>21861</b>	A: 29 B: 35 C: 56 Me: 26/26 P: 64/326
1.6 dCi (130CV) 2.0 dCi (150CV)	<b>221554</b> 650mm		<b>21868</b>	A: 29 B: 36 C: 56 Q: 95 Me: 29 P: 65
1.6 dCi Allrad (130CV) 2.0 dCi Allrad (150CV)	<b>221540</b> 615mm		<b>21868</b>	A: 29 B: 36 C: 56 Q: 95 Me: 29 P: 65

MARCA / MODELO / MOTOR	LEFT / IZQUIERDA	RIGHT / DERECHA	CV JOINT / IN JOINT	OBSERVACIONES
<b>NISSAN</b>				
<b>TERRANO II (R20)</b>				1993 -> 2007
2.4 4WD (116CV - 118CV) 2.4 i 12V 4WD (124CV) 2.7 TD 4WD (101CV) 2.7 TDi 4WD (125CV) 3.0 Di 4WD (154CV)	<b>221016</b> 520mm	<b>221016</b> 520mm	<b>21501</b>	A: 27 B: 32 C: 50 Q: 126/126
<b>X-TRAIL (T30)</b>				2001 ->
2.0 (140CV) 2.0 4x4 (140CV) 2.2 dCi (136CV) 2.2 dCi 4x4 (136CV) 2.2 Di 4x4 (114CV) 2.5 4x4 (165CV)			<b>21658</b>	A: 29 B: 25 C: 56
<b>X-TRAIL (T31)</b>				2007 -> 2013
2.5 4x4 (169CV)	<b>221559</b> 668mm	<b>221560</b> 967mm	<b>21861</b>	A: 29 B: 35 C: 56 Q: 82/82 Me: 27/27 P: 107/415

MARCA / MODELO / MOTOR	LEFT / IZQUIERDA	RIGHT / DERECHA	CV JOINT / IN JOINT	OBSERVACIONES
<b>OPEL</b>				
<b>ARENA Combi (THB), Furgón (TB, TF)</b>				1998 -> 2001
1.9 D (60CV) 2.5 D (75CV)	<b>22791</b> 714mm	<b>22791</b> 714mm		A: 25 C: 56 Q: 92/92 Mi: 27/27 P: 48/48
<b>ASCONA C (81_, 86_, 87_, 88_), CC (84_, 89_)</b>				1981 -> 1988
1.3 N (60CV) 1.3 S (75CV) 1.6 (75CV - 82CV) 1.6 i (75CV) 1.6 i KAT (75CV)	<b>22652</b> 574mm	<b>22653</b> 916mm	<b>21171</b>	A: 22 C: 52 Q: 83/83 Me: 22/22 P: 57/57
1.6 D (54CV)	<b>22658</b> 587mm	<b>22659</b> 924mm	<b>21172</b>	A: 33 C: 52 Q: 62/62 Me: 34/34 P: 60/60
1.6 S (90CV) 1.8 (84CV) 1.8 E (100CV) 1.8 i (115CV) 2.0 i (100CV - 115CV) 2.0 i KAT (116CV)	<b>22656</b> 585mm	<b>22657</b> 925mm	<b>21172</b>	A: 33 C: 52 Q: 92/92 Me: 34/34 P: 56/56
<b>ASTRA F (56_, 57_), Cabriolet, Caravan, CC, Van</b>				1991 -> 1998
1.4 (75CV - 82CV) 1.4 i (60CV) 1.4 Si (82CV) 1.6 i (75CV) 1.6 i 16V (100CV) 1.6 Si (100CV)	<b>22684</b> 585mm	<b>22685</b> 930mm	<b>21172</b>	A: 22 C: 52 Q: 83/83 Me: 22/22 P: 57/57
1.7 TDS (82CV) 1.8 i (90CV) 2.0 i (115CV)	<b>22670</b> 590mm	<b>22671</b> 933mm	<b>21172</b>	A: 33 C: 52 Q: 92/92 Me: 34/34 P: 56/56
1.7 TDS (82CV) 1.8 i (90CV) 2.0 i (115CV)	<b>22670A</b> 590mm	<b>22671A</b> 933mm	<b>21172A</b>	A: 33 C: 52 Q: 92/92 Me: 34/34 P: 56/56 ABS: 29

MARCA / MODELO / MOTOR	LEFT / IZQUIERDA	RIGHT / DERECHA	CV JOINT / IN JOINT	OBSERVACIONES
<b>OPEL</b>				
<b>ASTRA G Cabriolet (F67), Sedán, Coupe, Furgón</b>				<b>2001 -&gt; 2005</b>
1.8 16V (125CV)	<b>22648</b> 600mm	<b>22649</b> 960mm	<b>21175A</b>	A: 33 C: 52 Q: 92/92 Me: 22/22 P: 57/57 ABS: 29
2.2 16V (147CV)	<b>22660</b> 587mm	<b>22661</b> 955mm	<b>21175</b>	A: 33 C: 52 Q: 92/92 Me: 34/34 P: 56/56
2.2 16V (147CV)	<b>22660A</b> 587mm	<b>22661A</b> 960mm	<b>21175A</b>	A: 33 C: 52 Q: 92/92 Me: 34/34 P: 56/56 ABS: 29
2.2 DTI (125CV)	<b>221366</b> 590mm	<b>221367</b> 626mm	<b>21176</b>	A: 33 B: 35 C: 56 Q: 95/95 Me: 27/27 P: 80/80
<b>ASTRA H (L48), Caravan, GTC, Furgón, TwinTop</b>				<b>2004 -&gt;</b>
1.2 (80CV) 1.4 (90CV) 1.6 (105CV - 116CV)	<b>221046</b> 590mm	<b>221047</b> 952mm	<b>21719</b>	A: 33 B: 22 C: 53 Q: 83/83 Me: 22/22 P: 57/57
1.7 CDTI (80CV) 1.8 (125CV - 140CV)	<b>221459</b> 588mm	<b>221460</b> 950mm	<b>21696</b>	A: 33 B: 24 C: 52 Q: 92/92 Me: 22/22
1.7 CDTI (100CV)	<b>221422</b> 595mm		<b>21696</b>	A: 33 B: 24 C: 52 Q: 92 Me: 34 P: 56
1.9 CDTI (120CV - 150CV) 2.0 Turbo (240CV)	<b>221054</b> 603mm	<b>221055</b> 600mm	<b>21700</b>	A: 30 B: 26 C: 54 Q: 92/92 Me: 27/27 P: 80/80

MARCA / MODELO / MOTOR	LEFT / IZQUIERDA	RIGHT / DERECHA	CV JOINT / IN JOINT	OBSERVACIONES
<b>OPEL</b>				
<b>ASTRA H (L48), Caravan, GTC, Furgón, TwinTop</b>				2004 ->
1.9 CDTI (150CV)	<b>221400</b> 577mm	<b>221401</b> 595mm	<b>21700</b>	A: 30 B: 26 C: 54 Q: 85/86 Me: 25 Mi: 34 P: 57/42
<b>ASTRA H, Caravan, GTC</b>				2004 ->
1.9 CDTI (100CV - 101CV - 120CV) 2.0 Turbo (170CV - 200CV)	<b>221316</b> 578mm	<b>221292</b> 592mm	<b>21713</b>	A: 33 B: 26 C: 54 Me: 25 Mi: 34 P: 57/42
1.9 CDTI (120CV) 1.9 CDTI (150CV) 2.0 Turbo (240CV)			<b>21700</b>	A: 30 B: 26 C: 54
<b>CALIBRA A (85_)</b>				1990 -> 1997
2.0 i 16V (150CV) 2.0 i 16V 4x4 (150CV) 2.0 i 4x4 (115CV) 2.0 i Turbo 4x4 (204CV)	<b>22674</b> 592mm	<b>22675</b> 662mm	<b>21172</b>	A: 33 B1: 25 C: 52 Q: 92/92 Me: 34 Mi: 34 P: 56/35
2.0 i (115CV) 2.0 i 16V (136CV - 150CV) 2.0 i 16V 4x4 (136CV - 150CV) 2.0 i 4x4 (115CV) 2.0 i Turbo 4x4 (204CV)	<b>22674A</b> 592mm	<b>22675A</b> 662mm	<b>21172A</b>	A: 33 B1: 25 C: 52 Q: 92/92 Me: 34 Mi: 34 P: 56/35 ABS: 29
2.0 i (115CV) 2.0 i 16V (150CV) 2.0 i 16V 4x4 (150CV) 2.0 i 4x4 (115CV) 2.0 i Turbo 4x4 (204CV)	<b>22670</b> 590mm	<b>22671</b> 933mm	<b>21172</b>	A: 33 B1: 25 C: 52 Q: 92/92 Me: 34/34 P: 56/56
2.0 i (115CV) 2.0 i 16V (150CV) 2.0 i 16V 4x4 (150CV) 2.0 i 4x4 (115CV) 2.0 i Turbo 4x4 (204CV)	<b>22670A</b> 590mm	<b>22671A</b> 933mm	<b>21172A</b>	A: 33 B1: 25 C: 52 Q: 92/92 Me: 34/34 P: 56/56 ABS: 29

MARCA / MODELO / MOTOR	LEFT / IZQUIERDA	RIGHT / DERECHA	CV JOINT / IN JOINT	OBSERVACIONES
<b>OPEL</b>				
<b>COMBO (71_)</b>				1994 -> 2001
1.2 (45CV) 1.4 (60CV - 82CV) 1.7 D (60CV)	<b>22666</b> 567mm	<b>22667</b> 912mm	<b>21170</b>	A: 22 B1: 28 C: 52 Q: 84/84 Me: 22/22 P: 57/57
1.2 (45CV) 1.4 (60CV - 82CV) 1.7 D (60CV)	<b>22666A</b> 567mm	<b>22667A</b> 912mm	<b>21170A</b>	A: 22 B1: 28 C: 52 Q: 84/84 Me: 22/22 P: 57/57 ABS: 29
<b>COMBO Furgón/Kombi/Tour</b>				2001 ->
1.3 CDTI 16V (69CV - 75CV) 1.4 16V (90CV) 1.6 (87CV)	<b>22664A</b> 578mm	<b>22665A</b> 930mm	<b>21170A</b>	A: 22 B1: 28 C: 52 Q: 84/80 Me: 22/22 P: 57/58 ABS: 29
<b>CORSA B (73_, 78_, 79_), Furgón (73_)</b>				1993 -> 2000
1.0 i 12V (54CV) 1.2 i (45CV) 1.2 i 16V (65CV) 1.4 i (60CV) 1.4 i 16V (90CV) 1.4 Si (82CV) 1.5 D (50CV) 1.5 TD (67CV) 1.6 i 16V (106CV) 1.7 D (60CV)	<b>22666</b> 567mm	<b>22667</b> 912mm	<b>21170</b>	A: 22 B1: 28 C: 52 Q: 84/84 Me: 22/22 P: 57/57
1.0 i 12V (54CV) 1.2 i (45CV) 1.2 i 16V (65CV) 1.4 i (60CV) 1.4 i 16V (90CV) 1.4 Si (82CV) 1.5 D (50CV) 1.5 TD (67CV) 1.6 i 16V (106CV) 1.7 D (60CV)	<b>22666A</b> 567mm	<b>22667A</b> 912mm	<b>21170A</b>	A: 22 B1: 28 C: 52 Q: 84/84 Me: 22/22 P: 57/57 ABS: 29

MARCA / MODELO / MOTOR	LEFT / IZQUIERDA	RIGHT / DERECHA	CV JOINT / IN JOINT	OBSERVACIONES
<b>OPEL</b>				
<b>CORSA C (F08, F68), Furgón (F08, W5L)</b>				<b>2000 -&gt; 2009</b>
1.0 (58CV) 1.2 Twinport (80CV) 1.3 CDTI (70CV) 1.4 (90CV) 1.4 Twinport (90CV) 1.7 DI (65CV) 1.7 DTI (75CV)	<b>22664</b> 578mm	<b>22665</b> 930mm	<b>21170</b>	A: 22 B1: 28 C: 52 Q: 84/84 Me: 22/22 P: 57/57
1.0 (58CV) 1.2 Twinport (80CV) 1.3 CDTI (70CV) 1.4 (90CV) 1.4 Twinport (90CV) 1.7 DI (65CV) 1.7 DTI (75CV)	<b>22664A</b> 578mm	<b>22665A</b> 930mm	<b>21170A</b>	A: 22 B1: 28 C: 52 Q: 84/80 Me: 22/22 P: 57/58 ABS: 29
<b>CORSA D</b>				<b>2006 -&gt; 2014</b>
1.0 (60CV) 1.2 (80CV) 1.4 (87CV - 90CV - 100CV)	<b>221295</b> 615mm	<b>221296</b> 916mm	<b>21380</b>	A: 22 B: 21 C: 51 Me: 22/22 P: 57/57
1.3 CDTI (75CV) 1.4 (120CV)	<b>221094</b> 615mm	<b>221125</b> 920mm	<b>21743</b>	A: 25 B: 23 C: 51 Q: 79/79 Me: 22/22 P: 57/57
1.3 CDTI (90CV - 95CV)	<b>221110</b> 575mm	<b>221111</b> 953mm	<b>21385</b>	A: 25 B: 24 C: 51 Me: 25/25 P: 57/57
<b>CORSA E</b>				<b>2014 -&gt;</b>
1.4 (75CV - 90CV)	<b>221295</b> 615mm	<b>221296</b> 916mm	<b>21380</b>	A: 22 B: 21 C: 51 Me: 22/22 P: 57/57
1.4 Turbo (101CV - 150CV)	<b>221110</b> 575mm	<b>221111</b> 953mm	<b>21385</b>	A: 25 B: 24 C: 51 Me: 25/25 P: 57/57



MARCA / MODELO / MOTOR	LEFT / IZQUIERDA	RIGHT / DERECHA	CV JOINT / IN JOINT	OBSERVACIONES
<b>OPEL</b>				
<b>KADETT D (31-34, 41-44), Caravan</b>				1979 -> 1984
1.2 (53CV - 55CV) 1.2 S (60CV) 1.3 N (60CV) 1.3 S (75CV)	<b>22652</b> 574mm	<b>22653</b> 916mm	<b>21171</b>	A: 22 B1: 22 C: 52 Q: 83/83 Me: 22/22 P: 57/57
<b>KADETT E (39_, 49_), Cabriolet, Combo, Furgón</b>				1984 -> 1991
1.2 (55CV) 1.3 i KAT (60CV) 1.3 N (60CV) 1.3 S (75CV) 1.4 i (60CV) 1.4 S (75CV) 1.6 i (75CV) 1.6 i KAT (75CV)	<b>22652</b> 574mm	<b>22653</b> 916mm	<b>21171</b>	A: 22 B1: 22 C: 52 Q: 83/83 Me: 22/22 P: 57/57
1.3 i KAT (60CV) 1.3 N (60CV) 1.3 S (75CV) 1.6 i (75CV) 1.6 i KAT (75CV)		<b>221495</b> 613mm	<b>21171</b>	<b>Automatic</b> A: 22 B1: 22 C: 52 Q: 92 Me: 34 P: 56
1.6 D (54CV) 1.6 S (82CV)	<b>22658</b> 587mm	<b>22659</b> 924mm	<b>21172</b>	A: 33 B1: 25 C: 52 Q: 62/62 Me: 34/34 P: 60/60
1.6 D (54CV) 1.7 D (57CV)	<b>22654</b> 585mm	<b>22655</b> 935mm	<b>21172</b>	A: 33 B1: 25 C: 52 Q: 83/83 Me: 22/22 P: 57/57
1.6 S (82CV - 90CV) 1.8 (114CV) 1.8 i (100CV - 115CV - 90CV) 1.8 S (84CV) 2.0 i (115CV) 2.0 i KAT (115CV)	<b>22656</b> 585mm	<b>22657</b> 925mm	<b>21172</b>	A: 33 B1: 25 C: 52 Q: 92/92 Me: 34/34 P: 56/56
<b>MERIVA</b>				2003 -> 2010
1.3 CDTI (69CV - 75CV) 1.4 16V Twinport (90CV) 1.4 16V Twinport LPG (90CV)	<b>22664A</b> 578mm	<b>22665A</b> 930mm	<b>21170A</b>	A: 22 B1: 28 C: 52 Q: 84/80 Me: 22/22 P: 57/58 ABS: 29

MARCA / MODELO / MOTOR	LEFT / IZQUIERDA	RIGHT / DERECHA	CV JOINT / IN JOINT	OBSERVACIONES
<b>OPEL</b>				
<b>MERIVA</b> 2003 -> 2010				
1.3 CDTI (75CV)			<b>21711</b>	A: 22 B: 23 C: 52
<b>MOVANO Combi (J9), Furgón (F9), Kipper (H9)</b> 1998 -> 2010				
2.5-D (80CV) 2.8-DTI (114CV)	<b>22805</b> 673mm	<b>22806</b> 1122mm	<b>21195</b>	<b>98-&gt;</b> A: 28 B: 27 C: 67 Q: 82 Me: 39 P: 437 ABS: 51
1.9 DTI (80CV - 82CV)		<b>221528</b> 1147mm	<b>21198</b>	<b>09.00-&gt;</b> A: 28 B: 36 C: 69 Q: 82 Me: 39 P: 390
1.9 DTI (80CV - 82CV)		<b>221528A</b> 1147mm	<b>21198</b>	<b>09.00-&gt;</b> A: 28 B: 36 C: 69 Q: 82 Me: 39 P: 390 ABS: 51
2.2 DTI (90CV)	<b>22800</b> 672mm	<b>221278</b> 1135mm	<b>21198</b>	<b>10.01-&gt;</b> A: 28 B: 36 C: 69 Q: 80 Me: 39 P: 422
2.2 DTI (90CV)	<b>22800A</b> 672mm	<b>221278</b> 1135mm	<b>21198</b>	<b>10.01-&gt;</b> A: 28 B: 36 C: 69 Q: 80 Me: 39 P: 422 ABS: 51
2.5-DTI (115CV)	<b>22840</b> 665mm	<b>22841</b> 1145mm	<b>21198</b>	<b>10.01-&gt;</b> A: 28 B: 36 C: 69 Q: 72 Me: 39 P: 432
2.5 DTI (115CV)	<b>22840A</b> 665mm	<b>22841A</b> 1145mm	<b>21198A</b>	<b>10.01-&gt;</b> A: 28 B: 36 C: 69 Q: 72 Me: 39 P: 432 ABS: 51

MARCA / MODELO / MOTOR	LEFT / IZQUIERDA	RIGHT / DERECHA	CV JOINT / IN JOINT	OBSERVACIONES
<b>OPEL</b>				
<b>MOVANO Combi (J9), Furgón (F9), Kipper (H9)</b>				1998 -> 2010
3.0 DTi (136CV)	<b>221004</b> 735mm	<b>221005</b> 1126mm	<b>21198</b>	<b>10.03-&gt;</b> A: 28 B: 36 C: 82 Q: 88 Me: 39/39 P: 74/547 ABS: 51
2.5 CDTI (101CV - 120CV - 146CV)	<b>221069</b> 756mm	<b>221070</b> 1115mm	<b>21198</b>	<b>08.06-&gt;</b> A: 28 B: 36 C: 82 Q: 88/88 Me: 39/39 P: 74/428 ABS: 51
<b>MOVANO B Bus, Furgón, Caja/Chasis</b>				2010 ->
2.3 CDTI (101CV - 110CV - 125CV - 136CV - 146CV - 150CV - 163CV)	<b>221364</b> 765mm	<b>221365</b> 1075mm	<b>21822</b>	A: 31 B: 27 C: 70 Q: 88/88 Me: 39/39 P: 74/365
<b>OMEGA A (16_, 17_, 19_), Caravan (66_, 67_)</b>				1986 -> 1994
1.8 (115CV - 88CV) 1.8 N (82CV) 1.8 S (90CV) 2.0 (100CV - 122CV - 99CV) 2.0 i (115CV) 2.3 D (73CV)	<b>22676A</b> 620mm	<b>22676A</b> 620mm		A: 24 B: 25 C: 68 Q: 100/100 ABS: 48
<b>SIGNUM</b>				2003 ->
1.8 (122CV - 140CV)	<b>221450</b> 620mm	<b>221441</b> 985mm	<b>21178</b>	A: 30 B1: 25 C: 53 Q: 92/92 Me: 22/22
1.9 CDTI (100CV - 120CV - 150CV)	<b>221577</b> 606mm	<b>221578</b> 618mm	<b>21700</b>	A: 30 B1: 26 Q: 96/96 Me: 25 Mi: 34 P: 57/42
1.9 CDTI (100CV - 120CV - 150CV) 2.0 Turbo (175CV) 2.2 DTI (125CV) 3.0 V6 CDTI (177CV - 184CV) 3.2 V6 (211CV)	<b>221054</b> 603mm	<b>221055</b> 600mm	<b>21700</b>	A: 30 B: 26 C: 54 Q: 92/92 Me: 27/27 P: 80/80

MARCA / MODELO / MOTOR	LEFT / IZQUIERDA	RIGHT / DERECHA	CV JOINT / IN JOINT	OBSERVACIONES
<b>OPEL</b>				
<b>SIGNUM</b>				2003 ->
1.9 CDTI (100CV - 120CV - 150CV) 2.0 Turbo (175CV) 2.2 DTI (125CV) 3.0 V6 CDTI (177CV) 3.2 V6 (211CV)	<b>221109</b> 607mm	<b>221109</b> 607mm	<b>21700</b>	A: 30 B: 26 C: 54 Q: 70/70 Me: 27/27 P: 80/80
1.9 CDTI (150CV)	<b>221491</b> 588mm	<b>221491</b> 588mm	<b>21700</b>	<b>Automatic</b> A: 30 B: 26 C: 54 Q: 70/70 Me: 27/27 P: 80/80
2.0 DTI (100CV) 2.2 direct (155CV)	<b>22668</b> 630mm	<b>22669</b> 590mm	<b>21178</b>	A: 30 B1: 25 C: 53 Q: 92/92 Me: 34 Mi: 34 P: 56/35
<b>TIGRA (95_)</b>				1994 -> 2000
1.4 16V (90CV)	<b>22666</b> 567mm	<b>22667</b> 912mm	<b>21170</b>	A: 22 B1: 28 C: 52 Q: 84/84 Me: 22/22 P: 57/57
1.4 16V (90CV)	<b>22666A</b> 567mm	<b>22667A</b> 912mm	<b>21170A</b>	A: 22 B1: 28 C: 52 Q: 84/84 Me: 22/22 P: 57/57 ABS: 29
<b>TIGRA TwinTop</b>				2004 ->
1.3 CDTI (69CV) 1.4 (90CV)	<b>22664A</b> 578mm	<b>22665A</b> 930mm	<b>21170A</b>	A: 22 B1: 28 C: 52 Q: 84/80 Me: 22/22 P: 57/58 ABS: 29
<b>VECTRA A (86_, 87_), CC (88_, 89_)</b>				1988 -> 1993
1.4 S (75CV) 1.6 (82CV)	<b>22684A</b> 585mm	<b>22685A</b> 930mm	<b>21171A</b>	A: 22 B1: 22 C: 52 Q: 83/83 Me: 22/22 P: 57/57 ABS: 29

MARCA / MODELO / MOTOR	LEFT / IZQUIERDA	RIGHT / DERECHA	CV JOINT / IN JOINT	OBSERVACIONES
<b>OPEL</b>				
<b>VECTRA A (86_, 87_), CC (88_, 89_)</b>				<b>1988 -&gt; 1993</b>
1.4 S (75CV) 1.6 (82CV)	<b>22684</b> 585mm	<b>22685</b> 930mm	<b>21171</b>	A: 22 B1: 22 C: 52 Q: 83/83 Me: 22/22 P: 57/57
1.4 S (75CV) 1.6 (82CV)	<b>22684B</b> 585mm	<b>22685B</b> 930mm	<b>21171B</b>	A: 22 B1: 22 C: 52 Q: 83/83 Me: 22/22 P: 57/57 ABS: 43
1.7 D (57CV - 60CV) 1.7 TD (82CV) 1.8 i KAT (90CV) 2.0 i (129CV) 2.0 i KAT (116CV) 2000/GT 16V (150CV) 2000/GT 16V KAT (150CV)	<b>22670</b> 590mm	<b>22671</b> 933mm	<b>21172</b>	A: 33 B1: 25 C: 52 Q: 92/92 Me: 34/34 P: 56/56
1.7 D (57CV - 60CV) 1.7 TD (82CV) 1.8 i KAT (90CV) 2.0 i (129CV) 2.0 i KAT (116CV) 2000/GT 16V (150CV) 2000/GT 16V KAT (150CV)	<b>22670A</b> 590mm	<b>22671A</b> 933mm	<b>21172A</b>	A: 33 B1: 25 C: 52 Q: 92/92 Me: 34/34 P: 56/56 ABS: 29
1.7 D (57CV - 60CV) 1.7 TD (82CV) 1.8 i KAT (90CV) 2.0 i (129CV) 2.0 i KAT (116CV) 2000/GT 16V (150CV) 2000/GT 16V KAT (150CV)	<b>22670B</b> 590mm	<b>22671B</b> 955mm	<b>21172B</b>	A: 33 B1: 25 C: 52 Q: 92/92 Me: 34/34 P: 56/56 ABS: 43
<b>VECTRA B (36_), Caravan (31_), CC (38_)</b>				<b>1995 -&gt; 2002</b>
1.6 i (75CV) 1.6 i 16V (100CV)	<b>221427</b> 594mm		<b>21171A</b>	A: 22 B1: 22 C: 52 Q: 83 Me: 22 P: 57 ABS: 29
1.7 TD (82CV) 1.8 i 16V (115CV) 2.0 DI 16V (82CV) 2.0 DTI 16V (101CV) 2.0 i 16V (136CV) 2.2 i 16V (147CV) 2.5 i V6 (170CV)	<b>22677</b> 595mm	<b>22678</b> 955mm	<b>21175A</b>	A: 33 B1: 25 C: 52 Q: 92/92 Me: 34/34 P: 56/56 ABS: 29

MARCA / MODELO / MOTOR	LEFT / IZQUIERDA	RIGHT / DERECHA	CV JOINT / IN JOINT	OBSERVACIONES
<b>OPEL</b>				
<b>VECTRA B (36_), Caravan (31_), CC (38_)</b>				1995 -> 2002
1.7 TD (82CV) 1.8 i 16V (115CV) 2.0 DI 16V (82CV) 2.0 DTI 16V (101CV) 2.0 i 16V (136CV) 2.2 i 16V (147CV)	<b>22660A</b> 587mm	<b>22661A</b> 960mm	<b>21175A</b>	A: 33 B1: 25 C: 52 Q: 92/92 Me: 34/34 P: 56/56 ABS: 29
2.2 DTI 16V (125CV)	<b>221366</b> 590mm	<b>221367</b> 626mm	<b>21176</b>	A: 33 B: 35 C: 56 Q: 95/95 Me: 27/27 P: 80/80
<b>VECTRA C, Caravan, GTS</b>				2002 ->
1.6 (105CV) 1.6 16V (100CV) 1.8 (110CV - 140CV) 1.8 16V (122CV)	<b>221450</b> 620mm	<b>221441</b> 985mm	<b>21178</b>	A: 30 B1: 25 C: 53 Q: 92/92 Me: 22/22
1.9 CDTI (100CV - 120CV - 150CV) 2.0 16V Turbo (175CV) 2.2 DTI 16V (125CV) 3.0 CDTI (177CV) 3.2 V6 (211CV)	<b>221054</b> 603mm	<b>221055</b> 600mm	<b>21700</b>	A: 30 B: 26 C: 54 Q: 92/92 Me: 27/27 P: 80/80
1.9 CDTI (100CV - 120CV - 150CV) 2.0 16V Turbo (175CV) 2.2 DTI 16V (125CV) 3.0 CDTI (177CV) 3.2 V6 (211CV)	<b>221109</b> 607mm	<b>221109</b> 607mm	<b>21700</b>	A: 30 B: 26 C: 54 Q: 70/70 Me: 27/27 P: 80/80
1.9 CDTI (150CV)	<b>221491</b> 588mm	<b>221491</b> 588mm	<b>21700</b>	<b>Automatic</b> A: 30 B: 26 C: 54 Q: 70/70 Me: 27/27 P: 80/80
1.9 CDTI (100CV - 120CV - 150CV)	<b>221577</b> 606mm	<b>221578</b> 618mm	<b>21700</b>	A: 30 B: 26 Q: 96/96 Me: 25 Mi: 34 P: 57/42
2.0 DTI 16V (101CV) 2.2 16V (147CV) 2.2 direct (155CV)	<b>22668</b> 630mm	<b>22669</b> 590mm	<b>21178</b>	A: 30 B1: 25 C: 53 Q: 92/92 Me: 34 Mi: 34 P: 56/35

MARCA / MODELO / MOTOR	LEFT / IZQUIERDA	RIGHT / DERECHA	CV JOINT / IN JOINT	OBSERVACIONES
<b>OPEL</b>				
<b>VIVARO Combi (J7), Furgón (F7), Caja/Chasis (E7)</b>				2001 ->
1.9 DI (80CV) 1.9 DTI (101CV) 2.0 16V (120CV)	<b>22822</b> 675mm	<b>22823</b> 1020mm	<b>21540</b>	A: 27 B: 26 C: 56 Me: 39 P: 365
2.0 CDTI (114CV - 90CV)	<b>221130</b> 730mm	<b>221131</b> 1115mm	<b>21779</b>	A: 27 B: 36 C: 56 Q: 87/87 Me: 39/39 P: 74/365
2.5 CDTI (114CV - 146CV) 2.5 DTI (135CV)	<b>221358</b> 705mm	<b>221359</b>	<b>21779</b>	<b>Desde chasis 7V600001</b> A: 27 B: 36 C: 56 Me: 39 P: 74/430
2.5 CDTI (114CV - 146CV) 2.5 DTI (135CV)	<b>221380</b> 633mm	<b>221381</b> 1057mm	<b>21704</b>	<b>Hasta chasis 6V699999</b> A: 27 B: 37 C: 56 Me: 39 P: 410
<b>ZAFIRA A (F75_)</b>				1999 -> 2005
1.6 16V (101CV) 1.6 CNG (97CV) 1.8 16V (116CV - 125CV)	<b>22648</b> 600mm	<b>22649</b> 960mm	<b>21175A</b>	A: 33 B1: 25 C: 52 Q: 92/92 Me: 22/22 P: 57/57 ABS: 29
2.0 DI 16V (82CV) 2.0 DTI 16V (101CV) 2.2 16V (147CV)	<b>22660</b> 587mm	<b>22661</b> 955mm	<b>21175</b>	A: 33 B1: 25 C: 52 Q: 92/92 Me: 34/34 P: 56/56
2.0 DI 16V (82CV) 2.0 DTI 16V (101CV) 2.2 16V (147CV)	<b>22660A</b> 587mm	<b>22661A</b> 960mm	<b>21175A</b>	A: 33 B1: 25 C: 52 Q: 92/92 Me: 34/34 P: 56/56 ABS: 29
2.2 DTI 16V (117CV - 125CV)	<b>221366</b> 590mm	<b>221367</b> 626mm	<b>21176</b>	A: 33 B: 35 C: 56 Q: 95/95 Me: 27/27 P: 80/80

MARCA / MODELO / MOTOR	LEFT / IZQUIERDA	RIGHT / DERECHA	CV JOINT / IN JOINT	OBSERVACIONES
<b>OPEL</b>				
<b>ZAFIRA B (A05)</b>				2005 ->
1.6 (105CV - 115CV) 1.6 CNG (94CV)	<b>221046</b> 590mm	<b>221047</b> 952mm	<b>21719</b>	A: 33 B: 22 C: 53 Q: 83/83 Me: 22/22 P: 57/57
1.8 (120CV - 140CV)	<b>221459</b> 588mm	<b>221460</b> 950mm	<b>21696</b>	A: 33 B: 24 C: 52 Q: 92/92 Me: 22/22 P: 57/57
1.9 CDTI (150CV) 2.0 (241CV)	<b>221054</b> 603mm	<b>221055</b> 600mm	<b>21700</b>	A: 30 B: 26 C: 54 Q: 92/92 Me: 27/27 P: 80/80
1.9 CDTI (150CV)	<b>221400</b> 577mm	<b>221401</b> 595mm	<b>21700</b>	A: 30 B: 26 C: 54 Q: 85/86 Me: 25 Mi: 34 P: 57/42
1.9 CDTI (100CV - 120CV) 2.0 (200CV)	<b>221316</b> 578mm	<b>221292</b> 592mm	<b>21713</b>	A: 33 B: 26 C: 54 Me: 25 Mi: 34 P: 57/42
<b>ZAFIRA B Van</b>				2005 ->
1.8 (140CV)	<b>221459</b> 588mm	<b>221460</b> 950mm	<b>21696</b>	A: 33 B: 24 C: 52 Q: 92/92 Me: 22/22 P: 57/57
<b>ZAFIRA TOURER C (P12)</b>				2011 ->
1.8 LPG (137CV)	<b>221459</b> 588mm	<b>221460</b> 950mm	<b>21696</b>	A: 33 B: 24 C: 52 Q: 92/92 Me: 22/22 P: 57/57



MARCA / MODELO / MOTOR	LEFT / IZQUIERDA	RIGHT / DERECHA	CV JOINT / IN JOINT	OBSERVACIONES
<b>PEUGEOT</b>				
<b>106 I (1A, 1C)</b>				1991 -> 1996
1.0 (45CV - 50CV) 1.1 (60CV)	<b>22420</b> 645mm	<b>22421</b> 827mm		A: 21 C: 49 Q: 63/63 Me: 22/22 P: 60/73
1.3 (98CV) 1.4 (69CV - 75CV) 1.5 D (54CV - 58CV) 1.6 (103CV)	<b>22424</b> 645mm	<b>22425</b> 827mm		A: 21 Q: 69/69 Me: 22/22 P: 66/66
1.3 (98CV) 1.4 (94CV) 1.6 (103CV - 88CV)	<b>22737</b> 638mm	<b>22466</b> 830mm		A: 21 Q: 69/70 Me: 22/22 P: 58/254
1.3 (98CV) 1.4 (94CV) 1.6 (103CV - 88CV)	<b>22737A</b> 638mm	<b>22466A</b> 830mm		A: 21 Q: 69/70 Me: 22/22 P: 58/254
<b>106 II (1)</b>				1996 ->
1.0 i (45CV - 50CV) 1.1 i (54CV - 60CV) 1.4 i (75CV) 1.5 D (55CV - 57CV)	<b>22472</b> 645mm	<b>22473</b> 827mm		A: 21 C: 56 Q: 69/63 Me: 22/22 P: 66/73
1.0 i (45CV - 50CV) 1.1 i (54CV - 60CV) 1.4 i (75CV) 1.5 D (55CV - 57CV)	<b>22472A</b> 645mm	<b>22473A</b> 827mm		A: 21 B: 20 Q: 69/69 Me: 22/22 P: 66/93
1.6 i (101CV - 89CV) 1.6 S16 (118CV)	<b>22735A</b> 638mm	<b>22736A</b> 830mm		Q: 69/70 Me: 22/22 P: 58/254

MARCA / MODELO / MOTOR	LEFT / IZQUIERDA	RIGHT / DERECHA	CV JOINT / IN JOINT	OBSERVACIONES
<b>PEUGEOT</b>				
<b>107</b> 2005 ->				
1.0 (68CV)	<b>221389</b> 650mm	<b>221390</b> 840mm	<b>21830</b>	A: 24 B: 20 C: 49 Q: 73/73 Me: 23/23 P: 60/60
1.4 HDi (54CV)	<b>221425</b> 590mm		<b>21830</b>	A: 24 B: 20 C: 49 Q: 73 Me: 23 P: 60
<b>205 Furgón</b> 1983 -> 1990				
1.7 Diesel (60CV) 1.8 D (60CV)	<b>22416</b> 598mm	<b>22417</b> 839mm	<b>21126</b>	A: 21 B: 22 C: 49 Q: 79/78 Me: 24/24 P: 70/349
1.7 Diesel (60CV) 1.8 D (60CV)	<b>22700</b> 590mm	<b>22701</b> 839mm		A: 21 C: 57 Q: 81/81 Me: 24/24 P: 69/348
<b>205 I (741A/C), Cabriolet (741B, 20D)</b> 1983 -> 1987				
1.3 (62CV) 1.6 (72CV - 75CV) 1.6 GTI (103CV - 116CV) 1.7 Diesel (60CV)	<b>22416</b> 598mm	<b>22417</b> 839mm	<b>21126</b>	A: 21 B: 22 C: 49 Q: 79/78 Me: 24/24 P: 70/349
1.3 (62CV) 1.6 (72CV - 75CV) 1.6 GTI (103CV - 116CV) 1.7 Diesel (60CV)	<b>22700</b> 590mm	<b>22701</b> 839mm		A: 21 C: 57 Q: 81/81 Me: 24/24 P: 69/348
1.9 GTI (102CV - 128CV)	<b>22702</b> 593mm	<b>22703</b> 842mm		A: 25 C: 57 Q: 81/81 Me: 24/24 P: 69/348

MARCA / MODELO / MOTOR	LEFT / IZQUIERDA	RIGHT / DERECHA	CV JOINT / IN JOINT	OBSERVACIONES
<b>PEUGEOT</b>				
<b>205 II (20A/C)</b>				1987 -> 1998
1.0 (45CV) 1.1 (49CV - 54CV - 60CV) 1.3 Rallye (101CV) 1.4 (60CV - 67CV - 75CV - 84CV) 1.4 KAT (60CV)	<b>22704</b> 605mm	<b>22705</b> 835mm		A: 21 C: 57 Q: 69/69 Me: 22/22 P: 66/329
1.6 (72CV - 75CV) 1.6 Aut. (79CV - 88CV) 1.6 GTI (103CV - 116CV) 1.7 Diesel (60CV) 1.8 TD (78CV) 1.8 XDT (79CV) 1.9 Diesel (64CV)	<b>22416</b> 598mm	<b>22417</b> 839mm	<b>21126</b>	A: 21 B: 22 C: 49 Q: 79/78 Me: 24/24 P: 70/349
1.6 (72CV - 75CV) 1.6 Aut. (79CV - 88CV) 1.6 GTI (103CV - 116CV) 1.7 Diesel (60CV) 1.8 TD (78CV) 1.8 XDT (79CV) 1.9 Diesel (64CV)	<b>22700</b> 590mm	<b>22701</b> 839mm		A: 21 C: 57 Q: 81/81 Me: 24/24 P: 69/348
1.9 GTI (102CV - 120CV - 128CV) 1.9 GTI KAT (102CV)	<b>22702</b> 593mm	<b>22703</b> 842mm		A: 25 C: 57 Q: 81/81 Me: 24/24 P: 69/348
<b>206 Berlina (2A/C), SW (2E/K)</b>				1998 ->
1.1 (54CV) 1.1 i (60CV) 1.4 LPG (75CV) 1.4 16V (88CV) 1.4 i (75CV)	<b>22744</b> 644mm	<b>22745</b> 915mm	<b>21184</b>	A: 21 B: 22 C: 50 Q: 71/72 Me: 22/22 P: 65/329
1.1 i (60CV) 1.4 16V (88CV) 1.4 i (75CV)	<b>22744A</b> 644mm	<b>22745A</b> 915mm	<b>21184A</b>	A: 21 B: 22 C: 50 Q: 71/72 Me: 22/22 P: 65/329
1.4 HDi eco 70 (68CV) 1.6 i (89CV)	<b>22732</b> 636mm	<b>22745</b> 915mm	<b>21184</b>	A: 21 B: 22 C: 50 Q: 69/72 Me: 22/22 P: 58/329

MARCA / MODELO / MOTOR	LEFT / IZQUIERDA	RIGHT / DERECHA	CV JOINT / IN JOINT	OBSERVACIONES
<b>PEUGEOT</b>				
<b>206 Berlina (2A/C), SW (2E/K)</b>				<b>1998 -&gt;</b>
1.4 HDi eco 70 (68CV) 1.6 i (89CV)	<b>22732A</b> 636mm	<b>22745A</b> 915mm	<b>21184A</b>	A: 21 B: 22 C: 50 Q: 69/72 Me: 22/22 P: 58/329 ABS: 48
1.6 16V (109CV)	<b>22464</b> 625mm	<b>22467</b> 890mm	<b>21189</b>	A: 25 B: 22 C: 60 Q: 72/72 Me: 22/22 P: 58/329
1.6 16V (109CV)	<b>22464B</b> 625mm	<b>22467B</b> 890mm	<b>21189B</b>	A: 25 B: 22 C: 60 Q: 72/72 Me: 22/22 P: 58/329 ABS: 48
1.9 D (69CV)	<b>22688</b> 640mm	<b>22689</b> 927mm	<b>21185</b>	A: 21 B: 22 C: 50 Q: 79/78 Me: 24/24 P: 70/349
1.9 D (69CV)	<b>22688B</b> 640mm	<b>22689B</b> 927mm	<b>21185B</b>	A: 21 B: 34 C: 48 Q: 81/81 Me: 24/24 P: 69/350 ABS: 48
2.0 S16 (135CV - 136CV)	<b>22698</b> 620mm	<b>22699</b> 920mm	<b>21187</b>	A: 25 B: 23 C: 56 Q: 78/81 Me: 24/24 P: 63/350
<b>206 CC (2D)</b>				<b>2000 -&gt;</b>
1.6 16V (109CV)	<b>22464B</b> 625mm	<b>22467B</b> 890mm	<b>21189B</b>	A: 25 B: 22 C: 60 Q: 72/72 Me: 22/22 P: 58/329 ABS: 48
2.0 S16 (136CV)	<b>22698A</b> 620mm	<b>22699A</b> 920mm	<b>21187A</b>	A: 25 B: 34 C: 58 Q: 81/81 Me: 24/24 P: 62/350 ABS: 29

MARCA / MODELO / MOTOR	LEFT / IZQUIERDA	RIGHT / DERECHA	CV JOINT / IN JOINT	OBSERVACIONES
<b>PEUGEOT</b>				
<b>206 Sedán</b>				<b>2007 -&gt;</b>
1.4 (75CV)	<b>22732</b> 636mm	<b>22745</b> 915mm	<b>21184</b>	A: 21 B: 22 C: 50 Q: 69/72 Me: 22/22 P: 58/329
1.4 (75CV)	<b>22732A</b> 636mm	<b>22745A</b> 915mm	<b>21184A</b>	A: 21 B: 22 C: 50 Q: 69/72 Me: 22/22 P: 58/329 ABS: 48
1.6 16V (109CV)	<b>22464</b> 625mm	<b>22467</b> 890mm	<b>21189</b>	A: 25 B: 22 C: 60 Q: 72/69 Me: 22/22 P: 58/329
1.6 16V (109CV)	<b>22464B</b> 625mm	<b>22467B</b> 890mm	<b>21189B</b>	A: 25 B: 22 C: 60 Q: 72/72 Me: 22/22 P: 58/329 ABS: 48
<b>207 (WA_, WC_), CC (WD_), SW (WK_), Van</b>				<b>2006 -&gt;</b>
1.4 (72CV) 1.4 16V (88CV - 95CV)	<b>22680</b> 672mm	<b>22681</b> 880mm	<b>21184</b>	A: 21 B: 22 C: 50 Q: 71/71 Me: 22/22 P: 65/94
1.4 16V (95CV - 98CV) 1.4 HDi (68CV) 1.6 16V VTi (120CV)	<b>221508</b> 672mm	<b>221509</b> 881mm	<b>21136</b>	A: 25 B: 22 C: 58 Me: 22/22 P: 59/97
1.6 HDi (109CV - 90CV)	<b>22405</b> 670mm	<b>22406</b> 950mm	<b>21138</b>	A: 25 B: 34 C: 58 Q: 81/81 Me: 24/24 P: 62/350
1.6 16V (109CV)	<b>221510</b> 653mm	<b>221442</b> 790mm	<b>21136</b>	<b>Automatic</b> A: 25 B: 22 C: 58 Me: 26 Mi: 26 P: 46/37

MARCA / MODELO / MOTOR	LEFT / IZQUIERDA	RIGHT / DERECHA	CV JOINT / IN JOINT	OBSERVACIONES
<b>PEUGEOT</b>				
<b>207 (WA_, WC_), CC (WD_), SW (WK_), Van</b>				<b>2006 -&gt;</b>
1.6 16V (109CV)	<b>221511</b> 674mm	<b>221512</b> 875mm	<b>21136</b>	A: 25 B: 22 C: 58 Me: 22/22 P: 59/97
1.6 HDi (90CV) 1.6 HDi (109CV)			<b>21189</b>	A: 25 B: 22 C: 60
<b>306 (7B, N3, N5), Break, Cabriolet, Berlina</b>				<b>1994 -&gt; 2001</b>
1.1 (60CV) 1.4 SL (75CV)	<b>22730</b> 646mm	<b>22731</b> 874mm		A: 21 C: 57 Q: 69/69 Me: 22/22 P: 66/329
1.6 SR (89CV)	<b>22737</b> 638mm	<b>22738</b> 800mm		A: 21 Q: 69/70 Me: 22/22 P: 58/254
1.6 (98CV)☐ 1.9 SRDT (90CV)	<b>22690</b> 638mm	<b>22691</b> 910mm		A: 25 Q: 69/69 Me: 22/22 P: 58/329
1.6 (98CV)☐ 1.9 SRDT (90CV)	<b>22733A</b> 630mm	<b>22734A</b> 905mm	<b>21189A</b>	A: 25 B: 22 C: 60 Q: 69/69 Me: 22/22 P: 58/329 ABS: 29
1.8 16V (110CV) 1.9 D (69CV) 1.9 SLD (64CV - 68CV) 1.9 SRDT (90CV) 2.0 HDI 90 (90CV) 2.0 S16 (150CV - 152CV)	<b>22748</b> 615mm	<b>22749</b> 920mm	<b>21125</b>	A: 25 B: 34 C: 56 Q: 81/81 Me: 24/24 P: 62/350

MARCA / MODELO / MOTOR	LEFT / IZQUIERDA	RIGHT / DERECHA	CV JOINT / IN JOINT	OBSERVACIONES
<b>PEUGEOT</b>				
<b>306 (7B, N3, N5), Break, Cabriolet, Berlina</b>				<b>1994 -&gt; 2001</b>
1.8 16V (110CV) 1.9 D (69CV) 1.9 SLD (64CV - 68CV) 1.9 SRDT (90CV) 2.0 HDI 90 (90CV) 2.0 S16 (150CV - 152CV)	<b>22748A</b> 615mm	<b>22749A</b> 920mm	<b>21125A</b>	A: 25 B: 34 C: 56 Q: 81/81 Me: 24/24 P: 62/350 ABS: 29
1.9 D (75CV) 1.9 SLD (64CV - 68CV) 1.9 SRDT (90CV) 2.0 (132CV) 2.0 HDI 90 (90CV) 2.0 ST (121CV)	<b>22722</b> 636mm	<b>22723</b> 880mm	<b>21125</b>	A: 25 C: 57 Q: 70/78 Me: 24/24 P: 70/349
1.9 D (75CV) 1.9 SLD (64CV - 68CV) 1.9 SRDT (90CV) 2.0 (132CV) 2.0 HDI 90 (90CV) 2.0 ST (121CV)	<b>22722A</b> 636mm	<b>22723A</b> 880mm	<b>21125A</b>	A: 25 B: 34 C: 56 Q: 81/81 Me: 24/24 P: 69/348 ABS: 29
<b>307 (3A/C), Break (3E), CC (3B), SW (3H)</b>				<b>2000 -&gt;</b>
1.4 (75CV) 1.4 16V (88CV)	<b>22401</b> 655mm	<b>22402</b> 940mm	<b>21189</b>	A: 25 B: 22 C: 60 Q: 72/72 Me: 22/22 P: 58/329
1.6 16V (109CV) 2.0 16V (136CV - 140CV - 177CV) 1.4 HDI (68CV) 1.6 HDI (109CV) 2.0 HDI (90CV - 107CV - 136CV)	<b>22407</b> 650mm	<b>22406</b> 950mm	<b>21138</b>	A: 25 B: 34 C: 58 Me: 24/24 P: 62/350
1.6 16V (109CV) 2.0 16V (136CV) 1.4 HDI (68CV) 1.6 HDi 110 (109CV) 2.0 HDi 110 (107CV) 2.0 HDi 90 (90CV)	<b>22405</b> 670mm	<b>22406</b> 950mm	<b>21138</b>	A: 25 B: 34 C: 58 Q: 81/81 Me: 24/24 P: 62/350
2.0 HDi 135 (136CV)	<b>22474</b> 650mm	<b>221224</b> 976mm	<b>21139</b>	A: 25 B: 39 C: 59 Q: 90/89 Me: 37/37 P: 87/398

MARCA / MODELO / MOTOR	LEFT / IZQUIERDA	RIGHT / DERECHA	CV JOINT / IN JOINT	OBSERVACIONES
<b>PEUGEOT</b>				
<b>308 (4A_, 4C_), CC, SW</b>				<b>2007 -&gt;</b>
1.4 16V (95CV) 1.6 16V (120CV - 140CV - 150CV - 174CV) 1.6 BioFlex (109CV) 1.6 HDi (109CV - 90CV - 92CV)	<b>22405</b> 670mm	<b>221539</b> 955mm	<b>21138</b>	A: 25 B: 34 C: 58,5 Q: 81 Me: 24/24 P: 62/350
2.0 HDi (136CV - 140CV - 163CV)	<b>221588</b> 645mm	<b>221545</b> 960mm	<b>21182</b>	<b>Automatic</b> A: 25 B: 39 C: 59 Q: 90 Me: 37/37 P: 61/365
<b>309 I (10C, 10A)</b>				<b>1985 -&gt; 1989</b>
1.1 (54CV) 1.3 (64CV)	<b>22712</b> 605mm	<b>22713</b> 849mm		A: 21 C: 49 Q: 81/81 Me: 24/24 P: 69/348
1.4 (67CV - 75CV)	<b>22708</b> 616mm	<b>22709</b> 845mm		A: 21 C: 57 Q: 69/69 Me: 22/22 P: 66/329
1.5 (86CV) 1.6 (72CV - 75CV) 1.9 (109CV - 98CV) 1.9 D (64CV) 1.9 GTI (120CV - 128CV)	<b>22714</b> 607mm	<b>22715</b> 851mm		A: 25 C: 56 Q: 81/81 Me: 24/24 P: 69/348
<b>309 II (3C, 3A)</b>				<b>1989 -&gt; 1993</b>
1.1 (60CV) 1.4 (67CV - 75CV)	<b>22708</b> 616mm	<b>22709</b> 845mm		A: 21 C: 57 Q: 69/69 Me: 22/22 P: 66/329
1.6 (88CV - 92CV - 94CV) 1.8 Diesel (60CV) 1.8 TD (78CV) 1.9 (109CV - 98CV) 1.9 Diesel (64CV) 1.9 GTI (120CV) 1.9 GTI 16V (147CV - 158CV)	<b>22714</b> 607mm	<b>22715</b> 851mm		A: 25 C: 56 Q: 81/81 Me: 24/24 P: 69/348



MARCA / MODELO / MOTOR	LEFT / IZQUIERDA	RIGHT / DERECHA	CV JOINT / IN JOINT	OBSERVACIONES
<b>PEUGEOT</b>				
<b>405 I (15B), Break (15E)</b>				<b>1987 -&gt; 1992</b>
1.4 (64CV)	<b>22718</b> 630mm	<b>22719</b> 860mm	<b>21123</b>	A: 25 B: 22 C: 54 Q: 69/69 Me: 22/22 P: 66/329
1.6 (72CV - 88CV - 90CV - 94CV) 1.9 (109CV - 120CV - 95CV) 1.9 Diesel (64CV - 69CV) 1.9 Injection (105CV)	<b>22720</b> 638mm	<b>22721</b> 885mm	<b>21123</b>	A: 25 B: 22 C: 54 Q: 78/78 Me: 24/24 P: 70/349
1.6 (75CV)	<b>22720</b> 638mm	<b>22721</b> 885mm	<b>21123</b>	A: 25 B: 22 C: 54 Q: 78/78 Me: 24/24 P: 70/349
1.8 Turbo Diesel (90CV) 1.9 (109CV - 120CV - 122CV - 126CV - 95CV) 1.9 Diesel (64CV - 69CV) 1.9 Injection (105CV) 1.9 Sport MI-16 (147CV - 158CV) 1.9 SPort MI-16 4x4 (147CV)	<b>22722</b> 636mm	<b>22723</b> 880mm	<b>21124</b>	A: 25 B: 23 C: 57 Q: 70/78 Me: 24/24 P: 70/349
1.8 Turbo Diesel (90CV) 1.9 (109CV - 120CV - 122CV - 126CV - 95CV) 1.9 Diesel (64CV - 69CV) 1.9 Injection (105CV) 1.9 Sport MI-16 (147CV - 158CV) 1.9 SPort MI-16 4x4 (147CV)	<b>22722A</b> 636mm	<b>22723A</b> 880mm	<b>21124A</b>	A: 25 B: 23 C: 56 Q: 81/81 Me: 24/24 P: 69/348 ABS: 29
1.8 Turbo Diesel (90CV) 1.9 (109CV - 120CV - 122CV - 126CV - 95CV) 1.9 Diesel (64CV - 69CV) 1.9 Injection (105CV) 1.9 Sport MI-16 (147CV - 158CV) 1.9 SPort MI-16 4x4 (147CV)	<b>22722B</b> 636mm	<b>22723B</b> 880mm	<b>21124B</b>	A: 25 B: 23 C: 56 Q: 78/81 Me: 24/24 P: 70/348 ABS: 48
<b>405 II (4B), Break (4E)</b>				<b>1992 -&gt; 1995</b>
1.4 (75CV)	<b>22718</b> 630mm	<b>22719</b> 860mm	<b>21123</b>	A: 25 B: 22 C: 54 Q: 69/69 Me: 22/22 P: 66/329

MARCA / MODELO / MOTOR	LEFT / IZQUIERDA	RIGHT / DERECHA	CV JOINT / IN JOINT	OBSERVACIONES
<b>PEUGEOT</b>				
<b>405 II (4B), Break (4E)</b>				<b>1992 -&gt; 1995</b>
1.4 (75CV) 1.6 (88CV) 1.9 D (64CV)	<b>22720</b> 638mm	<b>22721</b> 885mm	<b>21123</b>	A: 25 B: 22 C: 54 Q: 78/78 Me: 24/24 P: 70/349
1.9 D (68CV) 1.9 TD (90CV) 2.0 (121CV) 2.0 16V (150CV) 2.0 MI-16 (152CV) 2.0 X4 (121CV)	<b>22722</b> 636mm	<b>22723</b> 880mm	<b>21124</b>	A: 25 B: 23 C: 57 Q: 70/78 Me: 24/24 P: 70/349
2.0 (121CV) 2.0 16V (150CV) 2.0 MI-16 (152CV) 1.9 TD (90CV)	<b>22728</b> 630mm	<b>22723</b> 860mm	<b>21125</b>	A: 25 B: 34 C: 56 Me: 24/24 P: 62/349
2.0 (121CV) 2.0 16V (150CV) 2.0 MI-16 (152CV) 1.9 TD (90CV)	<b>22728A</b> 630mm	<b>22723A</b> 860mm	<b>21125A</b>	A: 25 B: 34 C: 56 Me: 24/24 P: 62/349 ABS: 29
<b>406 (8B), Break (8E/F), Coupe (8C)</b>				<b>1996 -&gt; 2004</b>
1.6 (88CV) 1.8 (90CV) 1.8 16V (116CV) 1.9D (75CV)	<b>22694</b> 653mm	<b>22695</b> 901mm	<b>21183</b>	A: 25 B: 34 C: 59 Me: 24/24 P: 69/349
1.6 (88CV) 1.8 (90CV) 1.8 16V (116CV) 1.9D (75CV)	<b>22694A</b> 653mm	<b>22695A</b> 901mm	<b>21183A</b>	A: 25 B: 34 C: 59 Me: 24/24 P: 69/349 ABS: 29
1.6 (88CV) 1.8 (90CV) 1.8 16V (116CV) 1.9D (75CV)	<b>22694B</b> 653mm	<b>22695B</b> 901mm	<b>21183B</b>	A: 25 B: 34 C: 59 Me: 24/24 P: 69/349 ABS: 48
2.0 16V (132CV - 135CV - 136CV) 2.0 16V HPI (140CV) 1.9 TD (90CV) 2.0 HDI (90CV)	<b>22696</b> 643mm	<b>22697</b> 926mm	<b>21183</b>	A: 25 B: 34 C: 59 Me: 24/24 P: 62/349

MARCA / MODELO / MOTOR	LEFT / IZQUIERDA	RIGHT / DERECHA	CV JOINT / IN JOINT	OBSERVACIONES
<b>PEUGEOT</b>				
<b>406 (8B), Break (8E/F), Coupe (8C)</b>				<b>1996 -&gt; 2004</b>
2.0 16V (132CV - 135CV - 136CV) 2.0 16V HPI (140CV) 1.9 TD (90CV) 2.0 HDI (90CV)	<b>22696A</b> 643mm	<b>22697A</b> 926mm	<b>21183A</b>	A: 25 B: 34 C: 59 Me: 24/24 P: 62/349 ABS: 29
2.0 16V (132CV - 135CV - 136CV) 2.0 16V HPI (140CV) 1.9 TD (90CV) 2.0 HDI (90CV)	<b>22696B</b> 643mm	<b>22697B</b> 926mm	<b>21183B</b>	A: 25 B: 34 C: 59 Me: 24/24 P: 62/349 ABS: 48
2.0 HDi 110 (107CV) 2.0 HDi 110 (109CV) 2.0 Turbo (147CV) 2.1 TD 12V (109CV) 2.2 (158CV) 2.2 HDi (133CV) 3.0 24V (190CV) 3.0 V6 (207CV)	<b>22692A</b> 645mm	<b>22693A</b> 950mm	<b>21182A</b>	A: 25 B: 39 C: 59 Q: 90/90 Me: 37/37 P: 69/365 ABS: 29
2.0 HDi 110 (107CV) 2.0 HDi 110 (109CV) 2.0 Turbo (147CV) 2.1 TD 12V (109CV) 2.2 (158CV) 2.2 HDi (133CV) 3.0 24V (190CV) 3.0 V6 (207CV)	<b>22692B</b> 645mm	<b>22693B</b> 950mm	<b>21182B</b>	A: 25 B: 39 C: 59 Q: 90/90 Me: 37/37 P: 69/365 ABS: 48
<b>407 (6D_), Coupe (6C_), SW (6E_)</b>				<b>2004 -&gt;</b>
1.6 HDi 110 (109CV) 1.8 16V (125CV) 2.0 (136CV) 2.0 16V (140CV)	<b>221073</b> 690mm	<b>221076</b> 975mm	<b>21746</b>	A: 28 B: 34 C: 58 Q: 81/81 Me: 24/24 P: 62/350
1.8 (116CV) 2.0 Bioflex (140CV)	<b>221523</b> 705mm	<b>221076</b> 975mm	<b>21827</b>	A: 28 B: 26 C: 59 Q: 81 Me: 24/24 P: 69/350
2.0 HDi 135 (136CV)	<b>221074</b> 680mm	<b>221320</b> 1010mm	<b>21749</b>	A: 28 B: 39 C: 58 Q: 90/90 Me: 37/37 P: 69/400

MARCA / MODELO / MOTOR	LEFT / IZQUIERDA	RIGHT / DERECHA	CV JOINT / IN JOINT	OBSERVACIONES
<b>PEUGEOT</b>				
<b>407 (6D_), Coupe (6C_), SW (6E_)</b>				<b>2004 -&gt;</b>
2.0 HDi 135 (136CV)		<b>221439</b> 980mm	<b>21749</b>	<b>Automatic</b> A: 28 B: 39 C: 58 Q: 90 Me: 37 P: 380
<b>605 (6B)</b>				<b>1989 -&gt; 1999</b>
2.0 (107CV - 121CV) 2.0 16V (132CV) 2.0 Turbo (141CV) 2.1 D (82CV)	<b>22726</b> 680mm	<b>22727</b> 948mm	<b>21181</b>	A: 28 B: 23 C: 66 Q: 81/78 Me: 24/24 P: 62/349
2.0 (107CV - 121CV) 2.0 16V (132CV) 2.0 Turbo (141CV) 2.1 D (82CV)	<b>22726A</b> 680mm	<b>22727A</b> 948mm	<b>21181A</b>	A: 28 B: 23 C: 66 Q: 78/81 Me: 24/24 P: 63/348 ABS: 29
2.0 (107CV - 121CV) 2.0 16V (132CV) 2.0 Turbo (141CV) 2.1 D (82CV)	<b>22726B</b> 680mm	<b>22727B</b> 948mm	<b>21181B</b>	A: 28 B: 23 C: 66 Q: 78/81 Me: 24/24 P: 63/348 ABS: 48
<b>607 (9D, 9U)</b>				<b>2000 -&gt;</b>
2.2 16V (158CV - 163CV) 3.0 V6 24V (207CV)	<b>221006</b> 675mm	<b>221007</b> 985mm	<b>21182</b>	A: 25 B: 39 C: 59 Q: 90/89 Me: 37/37 P: 87/362
2.2 16V (158CV - 163CV) 3.0 V6 24V (207CV)	<b>221453</b> 675mm		<b>21849</b>	A: 28 B: 39 C: 58 Q: 89 Me: 37 P: 68 ABS: 48
<b>806 (221)</b>				<b>1994 -&gt; 2002</b>
1.8 (99CV) 2.0 (121CV)	<b>22450</b> 665mm	<b>22451</b> 965mm	<b>21133</b>	A: 27 B: 34 C: 60 Q: 81/81 Me: 24/24 P: 62/350

MARCA / MODELO / MOTOR	LEFT / IZQUIERDA	RIGHT / DERECHA	CV JOINT / IN JOINT	OBSERVACIONES
<b>PEUGEOT</b>				
<b>806 (221)</b>				<b>1994 -&gt; 2002</b>
1.8 (99CV) 2.0 (121CV)	<b>22450A</b> 670mm	<b>22451A</b> 965mm	<b>21133A</b>	A: 27 B: 34 C: 60 Q: 81/81 Me: 24/24 P: 62/350 ABS: 48
1.9 TD (90CV - 92CV) 2.0 16V (132CV) 2.0 Turbo (147CV) 2.1 td 12V (109CV)	<b>22452</b> 655mm	<b>22453</b> 975mm	<b>21134</b>	A: 27 B: 39 C: 60 Q: 90/90 Me: 37/37 P: 87/372
1.9 TD (90CV - 92CV) 2.0 16V (132CV) 2.0 Turbo (147CV) 2.1 td 12V (109CV)	<b>22452A</b> 655mm	<b>22453A</b> 975mm	<b>21134A</b>	A: 27 B: 39 C: 60 Q: 90/90 Me: 37/37 P: 87/372 ABS: 48
2.0 HDi (109CV) 2.0 HDi 16V (109CV)	<b>22479</b> 665mm	<b>22480</b> 985mm	<b>21134</b>	A: 27 B: 39 C: 60 Q: 90/90 Me: 37/37 P: 87/372
2.0 HDi (109CV) 2.0 HDi 16V (109CV)	<b>22479A</b> 665mm	<b>22480A</b> 985mm	<b>21134A</b>	A: 27 B: 39 C: 60 Q: 90/90 Me: 37/37 P: 87/372 ABS: 48
<b>3008</b>				<b>2009 -&gt;</b>
1.6 HDi (109CV - 112CV) 2.0 HDi (165CV) 2.0 HDi 150 / BlueHDi 150 (150CV)	<b>221588</b> 645mm	<b>221545</b> 960mm	<b>21182</b>	<b>Automatic</b> A: 25 B: 39 C: 59 Me: 37/37 P: 61/365
1.6 VTi (120CV)	<b>22405</b> 670mm	<b>221539</b> 955mm	<b>21138</b>	A: 25 B: 34 C: 58 Q: 81 Me: 24 P: 62/350

MARCA / MODELO / MOTOR	LEFT / IZQUIERDA	RIGHT / DERECHA	CV JOINT / IN JOINT	OBSERVACIONES
<b>PEUGEOT</b>				
<b>5008</b>				2009 ->
1.6 16V (120CV)	<b>22405</b> 670mm	<b>221539</b> 955mm	<b>21138</b>	A: 25 B: 34 C: 58 Q: 81 Me: 24 P: 62/350
2.0 HDi (163CV) 2.0 HDi 150 / BlueHDi 150 (150CV)	<b>221588</b> 645mm	<b>221545</b> 960mm	<b>21182</b>	<b>Automatic</b> A: 25 B: 39 C: 50 Me: 37/37 P: 61/365
<b>BIPPER (AA_), Tepee</b>				2010 ->
1.3 HDi 75 (75CV)	<b>221542</b> 620mm		<b>21743</b>	A: 25 B: 23 C: 51 Q: 81 Me: 24 P: 67
1.4 HDi (68CV)	<b>221345</b> 680mm	<b>221346</b> 915mm	<b>21386</b>	A: 25 B: 22 C: 51 Q: 75/75 Me: 22/22 P: 97/58
<b>BOXER Bus (230P), Furgón (230L), (ZCT_)</b>				1994 -> 2002
1.9 D (69CV) 1.9 TD (90CV - 92CV) 1.9 TD 4x4 (92CV) 2.0 i (109CV) 2.0 i 4x4 (109CV) 2.5 D (86CV) 2.5 D 4x4 (86CV) 2.5 TD (103CV) 2.5 TD 4x4 (103CV) 2.5 TDI (107CV) 2.5 TDI 4x4 (107CV)	<b>22454</b> 802mm	<b>22455</b> 1100mm	<b>21135</b>	A: 28 B: 39 C: 63 Q: 90/90 Me: 41/41 P: 90/385
1.9 D (69CV) 1.9 TD (90CV - 92CV) 1.9 TD 4x4 (92CV) 2.0 i (109CV) 2.0 i 4x4 (109CV) 2.5 D (86CV) 2.5 D 4x4 (86CV) 2.5 TD (103CV) 2.5 TD 4x4 (103CV) 2.5 TDI (107CV) 2.5 TDI 4x4 (107CV)	<b>22454A</b> 802mm	<b>22455A</b> 1100mm	<b>21135A</b>	A: 28 B: 39 C: 63 Q: 90/90 Me: 41/41 P: 90/385 ABS: 54

MARCA / MODELO / MOTOR	LEFT / IZQUIERDA	RIGHT / DERECHA	CV JOINT / IN JOINT	OBSERVACIONES
<b>PEUGEOT</b>				
<b>BOXER Bus (230P), Furgón (230L), (ZCT_)</b>				1994 -> 2002
1.9 D (69CV) 1.9 TD (90CV - 92CV) 1.9 TD 4x4 (92CV) 2.0 i (109CV) 2.0 i 4x4 (109CV) 2.5 D (86CV) 2.5 D 4x4 (86CV) 2.5 TD (103CV) 2.5 TD 4x4 (103CV) 2.5 TDI (107CV) 2.5 TDI 4x4 (107CV)	<b>22456</b> 800mm	<b>22457</b> 1100mm	<b>21135</b>	A: 28 B: 39 C: 63 Q: 90/90 Me: 37/37 P: 87/372
1.9 D (69CV) 1.9 TD (90CV - 92CV) 1.9 TD 4x4 (92CV) 2.0 i (109CV) 2.0 i 4x4 (109CV) 2.5 D (86CV) 2.5 D 4x4 (86CV) 2.5 TD (103CV) 2.5 TD 4x4 (103CV) 2.5 TDI (107CV) 2.5 TDI 4x4 (107CV)	<b>22456A</b> 800mm	<b>22457A</b> 1100mm	<b>21135A</b>	A: 28 B: 39 C: 63 Q: 90/90 Me: 37/37 P: 87/372 ABS: 54
1.9 D (69CV) 1.9 TD (90CV - 92CV) 1.9 TD 4x4 (92CV) 2.0 i (109CV) 2.0 i 4x4 (109CV) 2.5 D (86CV) 2.5 D 4x4 (86CV) 2.5 TD (103CV) 2.5 TD 4x4 (103CV) 2.5 TDI (107CV) 2.5 TDI 4x4 (107CV)	<b>22458</b> 800mm	<b>22459</b> 1115mm	<b>21132</b>	A: 35 B: 45 C: 70 Q: 104/104 Me: 41/41 P: 91/392
1.9 D (69CV) 1.9 TD (90CV - 92CV) 1.9 TD 4x4 (92CV) 2.0 i (109CV) 2.0 i 4x4 (109CV) 2.5 D (86CV) 2.5 D 4x4 (86CV) 2.5 TD (103CV) 2.5 TD 4x4 (103CV) 2.5 TDI (107CV) 2.5 TDI 4x4 (107CV)	<b>22458A</b> 800mm	<b>22459A</b> 1115mm	<b>21132A</b>	A: 35 B: 45 C: 70 Q: 104/104 Me: 41/41 P: 91/392 ABS: 54

MARCA / MODELO / MOTOR	LEFT / IZQUIERDA	RIGHT / DERECHA	CV JOINT / IN JOINT	OBSERVACIONES
<b>PEUGEOT</b>				
<b>BOXER Furgón (244)</b>				<b>2002 -&gt;</b>
2.0 (110CV) 2.0 HDi (84CV) 2.2 HDi (101CV) 2.8 HDi (128CV - 146CV) 2.8 HDi 4x4 (128CV)	<b>22454</b> 802mm	<b>22455</b> 1100mm	<b>21135</b>	A: 28 B: 39 C: 63 Q: 90/90 Me: 41/41 P: 90/385
2.0 (110CV) 2.0 HDi (84CV) 2.2 HDi (101CV) 2.8 HDi (128CV - 146CV) 2.8 HDi 4x4 (128CV)	<b>22454A</b> 802mm	<b>22455A</b> 1100mm	<b>21135A</b>	A: 28 B: 39 C: 63 Q: 90/90 Me: 41/41 P: 90/385 ABS: 54
2.0 (110CV) 2.0 HDi (84CV) 2.2 HDi (101CV) 2.8 HDi (128CV - 146CV) 2.8 HDi 4x4 (128CV)	<b>22456</b> 800mm	<b>22457</b> 1100mm	<b>21135</b>	A: 28 B: 39 C: 63 Q: 90/90 Me: 37/37 P: 87/372
2.0 (110CV) 2.0 HDi (84CV) 2.2 HDi (101CV) 2.8 HDi (128CV - 146CV) 2.8 HDi 4x4 (128CV)	<b>22456A</b> 800mm	<b>22457A</b> 1100mm	<b>21135A</b>	A: 28 B: 39 C: 63 Q: 90/90 Me: 37/37 P: 87/372 ABS: 54
2.0 (110CV) 2.0 HDi (84CV) 2.2 HDi (101CV) 2.8 HDi (128CV - 146CV) 2.8 HDi 4x4 (128CV)	<b>22458</b> 800mm	<b>22459</b> 1115mm	<b>21132</b>	A: 35 B: 45 C: 70 Q: 104/104 Me: 41/41 P: 91/392
2.0 (110CV) 2.0 HDi (84CV) 2.2 HDi (101CV) 2.8 HDi (128CV - 146CV) 2.8 HDi 4x4 (128CV)	<b>22458A</b> 800mm	<b>22459A</b> 1115mm	<b>21132A</b>	A: 35 B: 45 C: 70 Q: 104/104 Me: 41/41 P: 91/392 ABS: 54
<b>BOXER Furgón, Bus</b>				<b>2006 -&gt;</b>
3.0 HDi 160 (156CV)	<b>221068</b> 790mm	<b>221077</b> 1205mm	<b>21729</b>	A: 35 B: 29 C: 72 Q: 97/97 Me: 31/31 P: 77/530
2.2 HDi 100 (101CV) 2.2 HDi 150 (150CV)	<b>221167</b> 835mm	<b>221168</b> 1175mm	<b>21782</b>	A: 35 B: 27 C: 71,5 Q: 88/88 Me: 41/41 P: 70/404



MARCA / MODELO / MOTOR	LEFT / IZQUIERDA	RIGHT / DERECHA	CV JOINT / IN JOINT	OBSERVACIONES
<b>PEUGEOT</b>				
<b>EXPERT (224), Furgón (222), Caja/Chasis (223)</b>				<b>1996 -&gt; 2003</b>
1.6 (79CV) 1.8 (101CV) 1.9 D (70CV)	<b>22450</b> 665mm	<b>22451</b> 965mm	<b>21133</b>	A: 27 B: 34 C: 60 Q: 81/81 Me: 24/24 P: 62/350
1.6 (79CV) 1.8 (101CV) 1.9 D (70CV)	<b>22450A</b> 670mm	<b>22451A</b> 965mm	<b>21133A</b>	A: 27 B: 34 C: 60 Q: 81/81 Me: 24/24 P: 62/350 ABS: 48
1.9 TD (90CV - 92CV)	<b>22452</b> 655mm	<b>22453</b> 975mm	<b>21134</b>	A: 27 B: 39 C: 60 Q: 90/90 Me: 37/37 P: 87/372
1.9 TD (90CV - 92CV)	<b>22452A</b> 655mm	<b>22453A</b> 975mm	<b>21134A</b>	A: 27 B: 39 C: 60 Q: 90/90 Me: 37/37 P: 87/372 ABS: 48
2.0 (136CV) 2.0 HDI (109CV) 2.0 HDi (94CV) 2.0 HDI 16V (109CV)	<b>22479</b> 665mm	<b>22480</b> 985mm	<b>21134</b>	A: 27 B: 39 C: 60 Q: 90/90 Me: 37/37 P: 87/372
2.0 (136CV) 2.0 HDI (109CV) 2.0 HDi (94CV) 2.0 HDI 16V (109CV)	<b>22479A</b> 665mm	<b>22480A</b> 985mm	<b>21134A</b>	A: 27 B: 39 C: 60 Q: 90/90 Me: 37/37 P: 87/372 ABS: 48
<b>EXPERT Furgón (VF3A, VF3U, VF3X), Tepee</b>				<b>2007 -&gt;</b>
1.6 HDi 90 16V (90CV)	<b>221073</b> 690mm	<b>221076</b> 975mm	<b>21746</b>	A: 28 B: 34 C: 58 Q: 81/81 Me: 24/24 P: 62/350
2.0 HDi 120 (120CV) 2.0 HDi 140 (136CV) 2.0 HDi 165 (163CV)	<b>221074</b> 680mm	<b>221320</b> 1010mm	<b>21749</b>	A: 28 B: 39 C: 58 Q: 90/90 Me: 37/37 P: 69/400

MARCA / MODELO / MOTOR	LEFT / IZQUIERDA	RIGHT / DERECHA	CV JOINT / IN JOINT	OBSERVACIONES
<b>PEUGEOT</b>				
<b>J5 Furgón (280L), Bus (290P), Furgón (290L)</b>				<b>1981 -&gt; 1990</b>
1.8 (69CV) 1.9 D (70CV) 2.0 (75CV - 79CV) 2.0 (84CV) 2.5 D (73CV) 2.5 D 4x4 (73CV) 2.5 TD (95CV) 2.5 TD 4x4 (95CV)	<b>22418</b> 708mm	<b>22419</b> 1071mm	<b>21130</b>	A: 28 B: 27 C: 63 Q: 100/100 Me: 25/25 P: 69/389
1.8 (69CV) 1.9 D (70CV) 2.0 (75CV - 79CV) 2.0 (84CV) 2.5 D (73CV) 2.5 D 4x4 (73CV) 2.5 TD (95CV) 2.5 TD 4x4 (95CV)	<b>22418</b> 708mm	<b>22511</b> 1066mm	<b>21130</b>	A: 28 B: 27 C: 63 Q: 100/100 Me: 25/25 P: 69/69
<b>PARTNER Combispace (5F), Furgón (5)</b>				<b>1996 -&gt; 2008</b>
1.1 (60CV) 1.4 (75CV) 1.4 BiFuel (75CV)	<b>22468</b> 620mm	<b>22469</b> 890mm	<b>21136</b>	A: 25 B: 22 C: 60 Q: 72/72 Me: 22/22 P: 58/329
1.1 (60CV) 1.4 (75CV) 1.4 BiFuel (75CV)	<b>22468A</b> 620mm	<b>22469A</b> 890mm	<b>21136A</b>	A: 25 B: 22 C: 60 Q: 72/72 Me: 22/22 P: 58/329 ABS: 29
1.6 16V (109CV) 2.0 HDI (90CV)	<b>22465</b> 613mm	<b>22471</b> 895mm	<b>21125</b>	A: 25 B: 34 C: 56 Q: 81/81 Me: 24/24 P: 62/350
1.8 (90CV) 1.9 D (68CV - 69CV) 1.9 D 4x4 (69CV)	<b>22442</b> 614mm	<b>22471</b> 895mm	<b>21125</b>	A: 25 B: 34 C: 57 Q: 81/81 Me: 24/24 P: 69/350
1.8 (90CV) 1.9 D (68CV - 69CV) 1.9 D 4x4 (69CV)	<b>22442A</b> 614mm	<b>22471A</b> 895mm	<b>21125A</b>	A: 25 B: 34 C: 56 Q: 81/81 Me: 24/24 P: 69/350 ABS: 29

MARCA / MODELO / MOTOR	LEFT / IZQUIERDA	RIGHT / DERECHA	CV JOINT / IN JOINT	OBSERVACIONES
<b>PEUGEOT</b>				
<b>PARTNER Combispace (5F), Furgón (5)</b>				1996 -> 2008
1.6 16V (109CV) 2.0 HDI (90CV)	<b>22465A</b> 613mm	<b>22471A</b> 895mm	<b>21125A</b>	A: 25 B: 34 C: 56 Q: 81/81 Me: 24/24 P: 62/350 ABS: 29
1.6 HDI (90CV)	<b>22465B</b> 613mm	<b>22471B</b> 895mm	<b>21125E</b>	<b>ABS de ventana</b> A: 25 B: 34 C: 58,5 Me: 24/24 P: 63/350 ABS: 48
<b>PARTNER Tepee, Furgón, Caja/Chasis</b>				2008 ->
1.6 (98CV - 120CV) 1.6 Blue HDI (75CV - 92CV - 100CV) 1.6 HDI (92CV - 112CV - 114CV) 1.6 HDI 16V (90CV)	<b>22407</b> 650mm	<b>22406</b> 950mm	<b>21138</b>	A: 25 B: 34 C: 58 Me: 24/24 P: 62/350
1.6 (90CV) 1.6 Blue HDI (100CV)	<b>22405</b> 670mm	<b>22406</b> 950mm	<b>21138</b>	A: 25 B: 34 C: 58 Me: 24/24 P: 62/350

MARCA / MODELO / MOTOR	LEFT / IZQUIERDA	RIGHT / DERECHA	CV JOINT / IN JOINT	OBSERVACIONES
<b>PORSCHE</b>				
<b>911, 911 Cabriolet</b>				1983 -> 1989
3.2 (218CV) 3.2 Carrera Speedster (218CV - 231CV) 3.2 SC Carrera (207CV - 231CV)	<b>221531</b> 600mm	<b>221531</b> 600mm		A: 28 B: 28 Q: 108/108
<b>924</b>				1985 -> 1988
2.5 S (150CV - 160CV)	<b>221428</b> 538mm	<b>221428</b> 538mm	<b>21002</b>	R: 25 Q: 100
<b>944, 944 Cabriolet</b>				1981 -> 1991
2.5 (150CV - 160CV - 163CV) 2.5 S (190CV) 3.0 S2 (211CV)	<b>221428</b> 538mm	<b>221428</b> 538mm	<b>21002</b>	R: 25 Q: 100
2.5 Turbo (220CV - 250CV) 3.0 S2 (211CV)	<b>221496</b> 540mm	<b>221496</b> 540mm	<b>21003</b>	R: 33 Q: 100
<b>CAYENNE (955)</b>				2002 -> 2010
3.0 TDI (240CV) 3.2 (250CV) 3.6 (290CV) GTS 4.8 (405CV) S 4.5 (340CV) S 4.8 (385CV) Turbo 4.5 (450CV) Turbo S 4.5 (500CV - 521CV) Turbo S 4.8 (500CV - 540CV - 550CV)	<b>221461</b> 547mm	<b>221461</b> 547mm	<b>21850</b>	R: 28 A: 30 B: 27 C: 64 Q: 112

MARCA / MODELO / MOTOR	LEFT / IZQUIERDA	RIGHT / DERECHA	CV JOINT / IN JOINT	OBSERVACIONES
<b>RENAULT</b>				
<b>4 (112_)</b> 1962 -> 1990				
0.8 (1123) 26CV - 29CV - 34CV 1.1 (1128, S128) 34CV	<b>22752</b> 693mm	<b>22752</b> 693mm		A: 23 C: 36 Q: 97/97 Me: 22/22 P: 50/50
<b>4 Furgón (R21_, R23_)</b> 1966 -> 1989				
0.8 (2106) 34CV 0.8 (2391) 29CV 1.1 (2370, 210B) 34CV 1.1 (239B) 35CV	<b>22752</b> 693mm	<b>22752</b> 693mm		A: 23 C: 36 Q: 97/97 Me: 22/22 P: 50/50
<b>5 (122_)</b> 1972 -> 1985				
0.8 (1221, 1391) 37CV 1.0 (1222, 1392) 44CV 1.1 (1227, 1397) 45CV 1.3 (1224, 1394) 64CV 1.3 (1225, 1395) 45CV 1.4 (1229, 1399) 63CV	<b>22752</b> 693mm	<b>22752</b> 693mm		A: 23 C: 36 Q: 97/97 Me: 22/22 P: 50/50
<b>6 (118_)</b> 1969 -> 1987				
0.8 (34CV) 1.1 (45CV - 48CV)	<b>22752</b> 693mm	<b>22752</b> 693mm		A: 23 C: 36 Q: 97/97 Me: 22/22 P: 50/50
<b>9 (L42_)</b> 1981 -> 1989				
1.1 (L421) 48CV 1.2 (L42S) 54CV 1.4 (L422, L42C) 60CV 1.4 (L423) 72CV 1.4 (L423, L42R) 67CV 1.6 D (L424) 55CV 1.7 (L426) 80CV 1.7 (L42F) 73CV 1.7 (L42L) 75CV	<b>22774</b> 645mm	<b>22775</b> 715mm		<b>JB4 / JB5</b> A: 21 C: 46 Q: 78 Mi: 23 P: 30

MARCA / MODELO / MOTOR	LEFT / IZQUIERDA	RIGHT / DERECHA	CV JOINT / IN JOINT	OBSERVACIONES
<b>RENAULT</b>				
<b>9 (L42_)</b>				1981 -> 1989
1.1 (L421) 48CV 1.2 (L42S) 54CV 1.4 (L422, L42C) 60CV 1.4 (L423) 72CV 1.4 (L423, L42R) 67CV 1.6 D (L424) 55CV 1.7 (L426) 80CV 1.7 (L42F) 73CV 1.7 (L42L) 75CV	<b>22772</b> 630mm	<b>22779</b> 722mm		<b>JB3</b> A: 21 C: 46 Q: 86 Mi: 23 P: 28
1.1 (L421) 48CV 1.2 (L42S) 54CV 1.4 (L422, L42C) 60CV 1.4 (L423) 72CV 1.4 (L423, L42R) 67CV 1.6 D (L424) 55CV 1.7 (L426) 80CV 1.7 (L42F) 73CV 1.7 (L42L) 75CV	<b>22772</b> 630mm	<b>22773</b> 728mm		<b>JB0 / JB1</b> A: 21 C: 46 Q: 78 Mi: 23 P: 30
<b>11 (B/C37_)</b>				1983 -> 1988
1.1 (B/C371) 48CV 1.2 (B/C37S) 55CV 1.4 (B/C372, B/C37C) 60CV 1.4 (B/C373) 68CV - 72CV 1.4 (B/C373, B/C37R) 67CV 1.6 D (B/C374) 55CV 1.7 (B/C376) 80CV 1.7 (B/C37D) 87CV 1.7 (B/C37F) 75CV 1.7 (B/C37L) 73CV 1.7 (B/C37N) 88CV	<b>22774</b> 645mm	<b>22775</b> 715mm		<b>JB4 / JB5</b> A: 21 C: 46 Q: 78 Mi: 23 P: 30
1.1 (B/C371) 48CV 1.2 (B/C37S) 55CV 1.4 (B/C372, B/C37C) 60CV 1.4 (B/C373) 68CV - 72CV 1.4 (B/C373, B/C37R) 67CV 1.6 D (B/C374) 55CV 1.7 (B/C376) 80CV 1.7 (B/C37D) 87CV 1.7 (B/C37F) 75CV 1.7 (B/C37L) 73CV 1.7 (B/C37N) 88CV	<b>22772</b> 630mm	<b>22779</b> 722mm		<b>JB3</b> A: 21 C: 46 Q: 86 Mi: 23 P: 28

MARCA / MODELO / MOTOR	LEFT / IZQUIERDA	RIGHT / DERECHA	CV JOINT / IN JOINT	OBSERVACIONES
<b>RENAULT</b>				
<b>11 (B/C37_)</b>				1983 -> 1988
1.1 (B/C371) 48CV	<b>22772</b> 630mm	<b>22773</b> 728mm		<b>JB0 / JB1</b> A: 21 C: 46 Q: 78 Mi: 23 P: 30
1.2 (B/C37S) 55CV				
1.4 (B/C372, B/C37C) 60CV				
1.4 (B/C373) 68CV - 72CV				
1.4 (B/C373, B/C37R) 67CV				
1.6 D (B/C374) 55CV				
1.7 (B/C376) 80CV				
1.7 (B/C37D) 87CV				
1.7 (B/C37F) 75CV				
1.7 (B/C37L) 73CV				
1.7 (B/C37N) 88CV				
<b>19 I Cabriolet (D53_), (B/C53_)</b>				1988 -> 1992
1.4 (L532, L53P) 58CV	<b>22782</b> 645mm	<b>22783</b> 722mm		A: 21 C: 46 Q: 78 Mi: 23 P: 30
1.7 (75CV - 95CV)				
1.7 (L53B) 73CV				
1.7 (L53C) 90CV	<b>22780</b> 640mm	<b>22781</b> 735mm		A: 21 C: 46 Q: 78 Mi: 23 P: 30
1.7 (75CV - 95CV)				
1.7 (L53B) 73CV				
1.7 (L53C) 90CV				
1.9 D (L534, L53J) 64CV	<b>22784</b> 635mm	<b>22785</b> 736mm	<b>21190</b>	A: 21 C: 52 Q: 78 Mi: 23 P: 30
1.8 16V (D53D) 137CV				
1.8 16V (L53D) 135CV				
<b>19 II Cabriolet (D53, 853), Chamade, Furgón (S53_)</b>				1992 -> 1996
1.7 (D53C) 90CV	<b>22780</b> 640mm	<b>22781</b> 735mm		A: 21 C: 46 Q: 78 Mi: 23 P: 30
1.8 (853A) 90CV				
1.8 (D53V, 853F, D53C) 107CV				
1.8 (D53Y) 88CV				
1.7 (D53C) 90CV	<b>22782</b> 645mm	<b>22783</b> 722mm		A: 21 C: 46 Q: 78 Mi: 23 P: 30
1.8 (853A) 90CV				
1.8 (D53V, 853F, D53C) 107CV				
1.8 (D53Y) 88CV				

MARCA / MODELO / MOTOR	LEFT / IZQUIERDA	RIGHT / DERECHA	CV JOINT / IN JOINT	OBSERVACIONES
<b>RENAULT</b>				
<b>19 II Cabriolet (D53, 853), Chamade, Furgón (S53_)</b>				1992 -> 1996
1.8 (853A) 90CV 1.8 (D53V, 853F, D53C) 107CV 1.8 (D53Y) 88CV 1.8 16V (D53D) 135CV	<b>22784</b> 635mm	<b>22785</b> 736mm	<b>21190</b>	A: 21 C: 52 Q: 78 Mi: 23 P: 30
<b>21 (B48_), Sedán (L48_), Kombi (K48_)</b>				1989 -> 1994
1.7 (B48E) 90CV 1.7 (B48F) 73CV 1.9 D (B48H, B48I) 64CV	<b>22768</b> 645mm	<b>22769</b> 744mm	<b>21196</b>	A: 21 B: 22 Q: 78 Mi: 23 P: 30
2.0 (B48C) 120CV 2.0 (B48R/Y) 135CV 2.0 4x4 (B48R/Y) 135CV 2.1 Turbo-D (B486, B488, B48V) 88CV 2.2 (B48K) 107CV 2.2 4x4 (B48K) 107CV	<b>22767</b> 695mm	<b>22767</b> 695mm	<b>21193</b>	A: 23 C: 52 Q: 93/93 Mi: 23/23 P: 42/42
2.0 (B48C) 120CV 2.0 (B48R/Y) 135CV 2.0 4x4 (B48R/Y) 135CV 2.1 Turbo-D (B486, B488, B48V) 88CV 2.2 (B48K) 107CV 2.2 4x4 (B48K) 107CV	<b>22767A</b> 695mm	<b>22767A</b> 695mm		A: 23 C: 52 Q: 93/93 Mi: 23/23 P: 42/42 ABS 92
<b>CLIO Grandtour (KR0/1_)</b>				2008 ->
1.2 16V Hi-Flex (KR0S) 75CV 1.2 16V (KR02, KR0J) 75CV 1.2 16V (KR0E) 78CV 1.4 16V (98CV) 1.5 dCi (65CV) 1.5 dCi (KR0F) 86CV 1.5 dCi (KR0G) 68CV 1.5 dCi (KR0H) 106CV 1.6 16V (KR0B) 112CV 1.6 16V (KR10) 128CV	<b>221372</b> 692mm	<b>221373</b> 900mm	<b>21675</b>	A: 23 B: 30 C: 49 Q: 79/79 Me: 26/26 P: 64/329
1.2 16V (KR02, KR0J) 75CV 1.2 16V (KR0E) 78CV		<b>221476</b> 890mm	<b>21773</b>	A: 23 B: 28 C: 49 Q: 68 Me: 26 P: 275



MARCA / MODELO / MOTOR	LEFT / IZQUIERDA	RIGHT / DERECHA	CV JOINT / IN JOINT	OBSERVACIONES
<b>RENAULT</b>				
<b>CLIO Grandtour (KR0/1_)</b>				<b>2008 -&gt;</b>
1.5 dCi (65CV - 75CV - 88CV) 1.6 16V (KROB) 112CV	<b>221556</b> 685mm	<b>221562</b> 782mm	<b>21748</b>	<b>Automatic</b> A: 23 B: 32 C: 49 Q: 79/78 Me: 26 Mi: 23 P: 64/213
1.5 dCi (88CV) 1.5 dCi (KR0H) 106CV 1.5 dCi (KR1C, KR1N) 103CV 1.6 16V (KR10) 128CV	<b>221556</b> 685mm	<b>221563</b> 892mm	<b>21748</b>	A: 23 B: 32 C: 49 Q: 79 Me: 26/26 P: 64/328
<b>CLIO I (B/C57_, 5/357_)</b>				<b>1990 -&gt; 1998</b>
1.1 (46CV) 1.2 (5/357Y, 5/357K) 54CV - 58CV 1.2 (B/C/S577) 54CV 1.2 (B/C/S57A, B/C57S, 5/357F, 5/357J, 5/357L, 5/357R) 58CV 1.2 (B/C57R) 54CV	<b>22792</b> 607mm	<b>22793</b> 700mm		<b>JB4 / JB5</b> A: 21 C: 46 Q: 97 Mi: 23 P: 28
1.1 (46CV) 1.2 (5/357Y, 5/357K) 54CV - 58CV 1.2 (B/C/S577) 54CV 1.2 (B/C/S57A, B/C57S, 5/357F, 5/357J, 5/357L, 5/357R) 58CV 1.2 (B/C57R) 54CV 1.4 (80CV) 1.4 (B57J, C57J) 75CV	<b>22794</b> 612mm	<b>22795</b> 707mm		<b>JB0 / JB1</b> A: 21 C: 46 Q: 97 Mi: 23 P: 28
1.7 (B/C574) 92CV 1.8 (95CV) 1.8 (B/C578) 90CV 1.8 (B/C57C, B/C57U) 88CV 1.8 Rsi (B/C579) 109CV 1.8 Rsi (B/C57H) 107CV 1.9 D (B/C/S576, B/C/S57L) 64CV	<b>22796</b> 609mm	<b>22797</b> 710mm		<b>JB3</b> A: 21 C: 46 Q: 78 Mi: 23 P: 30
1.7 (B/C574) 92CV 1.8 (95CV) 1.8 (B/C578) 90CV 1.8 (B/C57C, B/C57U) 88CV 1.8 Rsi (B/C579) 109CV 1.8 Rsi (B/C57H) 107CV 1.9 D (B/C/S576, B/C/S57L) 64CV	<b>22796A</b> 609mm	<b>22797A</b> 710mm		A: 21 C: 46 Q: 78 Mi: 23 P: 30 ABS: 26

MARCA / MODELO / MOTOR	LEFT / IZQUIERDA	RIGHT / DERECHA	CV JOINT / IN JOINT	OBSERVACIONES
<b>RENAULT</b>				
<b>CLIO II (BB0/1/2_, CB0/1/2_), Furgón (SB0/1/2_)</b>				<b>1998 -&gt; 2005</b>
1.2 (BB0A, BB0F, BB10, BB1K, BB28, BB2D, BB2H, CB0A...) 58CV 1.2 16V (BB05, BB0W, BB11, BB27, BB2T, BB2U, BB2V, CB05...) 75CV 1.4 (B/CB0C) 75CV 1.4 16V (B/CB0L) 95CV 1.4 16V (B/CB0P) 98CV 1.5 dCi (B/CB07) 65CV 1.5 dCi (B/CB08) 82CV 1.5 dCi (	<b>22825</b> 625mm	<b>22827</b> 750mm		<b>Sin pasador</b> A: 21 C: 46 Q: 85 Mi: 23 P: 30
1.2 (BB0A, BB0F, BB10, BB1K, BB28, BB2D, BB2H, CB0A...) 58CV 1.2 16V (BB05, BB0W, BB11, BB27, BB2T, BB2U, BB2V, CB05...) 75CV 1.4 (B/CB0C) 75CV 1.4 16V (B/CB0L) 95CV 1.4 16V (B/CB0P) 98CV 1.5 dCi (B/CB07) 65CV 1.5 dCi (B/CB08) 82CV 1.5 dCi (	<b>22825A</b> 625mm	<b>22827A</b> 750mm		<b>Sin pasador</b> A: 21 B: 28 C: 52 Q: 85 Mi: 23 P: 30 ABS: 26
1.2 (BB0A, BB0F, BB10, BB1K, BB28, BB2D, BB2H, CB0A...) 58CV 1.2 16V (BB05, BB0W, BB11, BB27, BB2T, BB2U, BB2V, CB05...) 75CV 1.4 (B/CB0C) 75CV 1.4 16V (B/CB0L) 95CV 1.4 16V (B/CB0P) 98CV 1.5 dCi (B/CB07) 65CV 1.5 dCi (B/CB08) 82CV 1.5 dCi (	<b>22825</b> 625mm	<b>22831</b> 728mm		<b>Con pasador</b> A: 21 C: 46 Q: 78 Mi: 23 P: 30
1.2 (BB0A, BB0F, BB10, BB1K, BB28, BB2D, BB2H, CB0A...) 58CV 1.2 16V (BB05, BB0W, BB11, BB27, BB2T, BB2U, BB2V, CB05...) 75CV 1.4 (B/CB0C) 75CV 1.4 16V (B/CB0L) 95CV 1.4 16V (B/CB0P) 98CV 1.5 dCi (B/CB07) 65CV 1.5 dCi (B/CB08) 82CV	<b>22825A</b> 625mm	<b>22831A</b> 728mm		<b>Con pasador</b> A: 21 B: 28 C: 52 Q: 78 Mi: 23 P: 30 ABS: 26
1.2 (75CV) 1.2 (BB0A, BB0F, BB10, BB1K, BB28, BB2D, BB2H, CB0A...) 58CV 1.2 (BB0A, CB0A) 60CV 1.2 16V (BB05, BB0W, BB11, BB27, BB2T, BB2U, BB2V, CB05...) 75CV 1.4 (B/CB0C) 75CV 1.4 16V (B/CB0L) 95CV 1.4 16V (B/CB0P) 98CV 1.5 dCi (57CV)	<b>22825B</b> 625mm	<b>22827B</b> 750mm	<b>21196B</b>	<b>Sin pasador</b> A: 21 B: 28 C: 52 Q: 85 Mi: 23 P: 30 ABS: 44

MARCA / MODELO / MOTOR	LEFT / IZQUIERDA	RIGHT / DERECHA	CV JOINT / IN JOINT	OBSERVACIONES
<b>RENAULT</b>				
<b>CLIO II (BB0/1/2_, CB0/1/2_), Furgón (SB0/1/2_)</b>				1998 -> 2005
1.5 dCi (68CV - 84CV)	<b>221199</b> 640mm	<b>221200</b> 865mm	<b>21786</b>	A: 23 B: 32 C: 57,5 Me: 26/26 P: 64/326 ABS: 44
1.5 dCi (100CV)	<b>221581</b> 630mm		<b>21538</b>	<b>ABS fino</b> A: 23 B: 23 C: 59 Me: 26 P: 64 ABS: 44
1.6 16V (BB01, BB0H, BB0T, BB14, BB1D, BB1R, BB2KL...) (107CV)		<b>221431</b> 723mm		A: 21 Q: 68 Mi: 23 P: 186 ABS: 44
1.6 16V (BB01, BB0H, BB0T, BB14, BB1D, BB1R, BB2KL...) (107CV)		<b>221431A</b> 723mm		A: 21 Q: 68 Mi: 23 P: 186 ABS: 26
1.9 D (B/CB0E) (64CV)	<b>22830</b> 630mm	<b>22831</b> 728mm		<b>Con pasador</b> A: 21 C: 46 Q: 78 Mi: 23 P: 30 ABS: 44
1.9 D (B/CB0E) (64CV)	<b>22830A</b> 630mm	<b>22831A</b> 728mm		<b>Con pasador</b> A: 21 C: 46 Q: 78 Mi: 23 P: 30 ABS: 26
1.9 D (B/CB0E) (64CV)	<b>22830A</b> 630mm	<b>22827A</b> 750mm		<b>Sin pasador</b> A: 21 C: 46 Q: 85 Mi: 23 P: 30 ABS: 26
2.0 16V Sport (179CV)		<b>221544</b> 735mm	<b>21786</b>	A: 23 B: 32 C: 57,5 Q: 68 Mi: 23 P: 186 ABS: 44

MARCA / MODELO / MOTOR	LEFT / IZQUIERDA	RIGHT / DERECHA	CV JOINT / IN JOINT	OBSERVACIONES
<b>RENAULT</b>				
<b>CLIO II (BB0/1/2_, CB0/1/2_), Furgón (SB0/1/2_)</b>				1998 -> 2005
2.0 16V Sport (CB0M) 169CV	<b>221454</b> 640mm	<b>221488</b> 760mm	<b>21771</b>	A: 23 B: 35 C: 57 Q: 85 Mi: 23 P: 30 ABS: 44
<b>CLIO III (BR0/1, CR0/1)</b>				2005 ->
1.2 16V (78CV) 1.2 16V Hi-Flex (BR1U, CR1U) 75CV 1.2 16V (BR02, BROJ, BR11, CR02, CROJ, CR11) 75CV 1.2 16V (BR0R, BR1D, BR1L, CR0R) 65CV		<b>221476</b> 890mm	<b>21773</b>	A: 23 B: 28 C: 49 Q: 68 Me: 26 P: 275
1.2 16V (78CV) 1.2 16V Hi-Flex (BR1U, CR1U) 75CV 1.2 Ethanol (75CV) 1.4 16V (98CV) 1.5 dCi (64CV - 65CV) 1.5 dCi (BR17, CR17) 86CV 1.5 dCi (BR1C, CR1C) 103CV 1.5 dCi (C/BROG, C/BR1G) 68CV 1.6 16V (BR05, BROB, BROY, BR15, BR1J, BR1M, BR1Y, CROB...	<b>221372</b> 692mm	<b>221373</b> 900mm	<b>21675</b>	A: 23 B: 30 C: 49 Q: 79/79 Me: 26/26 P: 64/328
1.5 dCi (64CV - 65CV - 75CV - 88CV) 1.5 dCi (BR17, CR17) 86CV 1.5 dCi (BR0H, CROH) 106CV 1.5 dCi (BR1C, CR1C) 103CV 1.6 16V GT (BR10, CR10) 128CV	<b>221556</b> 685mm	<b>221563</b> 892mm	<b>21748</b>	A: 23 B: 32 C: 49 Q: 79 Me: 26/26 P: 64/328
1.6 16V (BR05, BROB, BROY, BR15, BR1J, BR1M, BR1Y, CROB...) 112CV	<b>221556</b> 685mm	<b>221562</b> 782mm	<b>21748</b>	<b>Automatic</b> A: 23 B: 32 C: 49 Q: 78 Me: 26 Mi: 23 P: 64/213
<b>ESPACE III (JE0_)</b>				1996 -> 2002
1.9 dTi (JE0M) 98CV 2.0 (139CV) 2.0 (JE0A) 114CV 2.0 16V (JE0N, JE0L, JE02) 140CV	<b>221404</b> 730mm		<b>21833</b>	A: 27 B: 30 C: 65 ABS: 44
1.9 dTi (JE0M) 98CV 2.0 (139CV) 2.0 (JE0A) 114CV 2.0 16V (JE0N, JE0L, JE02) 140CV	<b>221447</b> 730mm	<b>221448</b> 800mm	<b>21772</b>	A: 27 C: 64 Q: 85 Mi: 23 P: 30 ABS: 44

MARCA / MODELO / MOTOR	LEFT / IZQUIERDA	RIGHT / DERECHA	CV JOINT / IN JOINT	OBSERVACIONES
<b>RENAULT</b>				
<b>ESPACE IV (JK0/1_)</b>			<b>2002 -&gt; 2005</b>	
1.9 dCi (JK0U) 116CV 1.9 dCi (JK0U, JK0G) 120CV 2.0 (JK09) 136CV 2.0 (JK0A, JK1D, JK0N) 170CV 2.0 (JK0K) 133CV 2.0 Turbo (JK0A, JK0B, JK0N) 163CV	<b>221429</b> 660mm		<b>21704</b>	A: 27 B: 37 C: 56
2.2 dCi (JK07) 139CV 2.2 dCi (JK0H) 150CV	<b>221382</b> 620mm	<b>221180</b> 1035mm	<b>21704</b>	A: 27 B: 37 C: 56 Me: 39 P: 408
<b>EXPRESS Furgón (F40_, G40_)</b>			<b>1985 -&gt; 1998</b>	
1.0 (37CV) 1.2 (F406, G40A) 55CV 1.4 (F402) 58CV 1.4 (F407) KAT (58CV) 1.4 (F40D) 79CV 1.4 (F40M) 60CV 1.4 (F40U, F40V) 75CV 1.6 D (F404) 55CV 1.9 D (F40R) 54CV	<b>22765</b> 598mm	<b>22766</b> 696mm		<b>JB0 / JB1</b> A: 21 C: 46 Q: 78 Mi: 23 P: 30
1.1 (46CV) 1.4 (F40M) 60CV	<b>22755</b> 611mm	<b>22756</b> 680mm		<b>JB4 / JB5</b> A: 21 C: 46 Q: 78 Mi: 23 P: 30
<b>GRAND SCÉNIC II (JM0/1_)</b>			<b>2004 -&gt;</b>	
1.5 dCi (JM02, JM13) 101CV	<b>221517</b> 680mm	<b>221143</b> 907mm	<b>21845</b>	A: 25 B: 32 C: 53 Q: 72 Me: 26/26 P: 63/328
1.5 dCi (103CV) 1.5 dCi (JM02, JM13) 101CV	<b>221557</b> 695mm	<b>221143</b> 907mm	<b>21845</b>	<b>Circlip L/C</b> A: 25 B: 32 C: 53 Q: 79 Me: 26/26 P: 64/328
1.6 (113CV)	<b>221550</b> 700mm			A: 25 B: 22 C: 53 Q: 75 Me: 26 P: 64

MARCA / MODELO / MOTOR	LEFT / IZQUIERDA	RIGHT / DERECHA	CV JOINT / IN JOINT	OBSERVACIONES
<b>RENAULT</b>				
<b>GRAND SCÉNIC II (JM0/1_)</b>				2004 ->
1.9 dCi (JM0G, JM12, JM1G, JM2C) 120CV) 1.9 dCi (JM14) 131CV) 1.9 dCi (JM15) 110CV) 2.0 (135CV - 163CV)	<b>22828</b> 665mm	<b>22829</b> 932mm	<b>21300</b>	A: 25 B: 33 C: 53 Q: 82/79 Me: 39/39 P: 66/352
2.0 dCi (JM1K) 150CV)	<b>221426</b> 675mm		<b>21540</b>	<b>Automatic</b> A: 27 B: 26 C: 56 Q: 88 Me: 30 P: 76
2.0 dCi (JM1K) 150CV)	<b>221536</b> 650mm		<b>21705</b>	A: 27 B: 35 C: 57 Q: 88 Me: 39 P: 74
<b>KANGOO (KC0/1_), Express (FC0/1_)</b>				1997 ->
1.2 (KCOA, KCOK, KCOF, KC01) 58CV) 1.2 16V (KC05, KC06, KC03, KCOT, KCOW, KC1D) 75CV) 1.4 (KCOG, KCOH, KCOB, KCOM) 75CV) 1.5 dCi (KC07) 65CV) 1.6 16V (95CV) 1.6 16V 4x4 (KCOP, KCOS, KCOL) 95CV) 1.9 dCi 4x4 (KCOV) 80CV) 1.9 dTi (KCOU) 80CV) D 55 1.9	<b>22825</b> 625mm	<b>22827</b> 750mm		<b>Sin pasador</b> A: 21 C: 46 Q: 85 Mi: 23 P: 30
1.2 (KCOA, KCOK, KCOF, KC01) 58CV) 1.2 16V (KC05, KC06, KC03, KCOT, KCOW, KC1D) 75CV) 1.4 (KCOG, KCOH, KCOB, KCOM) 75CV) 1.5 dCi (KC07) 65CV) 1.6 16V (95CV) 1.6 16V 4x4 (KCOP, KCOS, KCOL) 95CV) 1.9 dCi 4x4 (KCOV) 80CV) 1.9 dTi (KCOU) 80CV) D 55 1.9	<b>22825A</b> 625mm	<b>22827A</b> 750mm		<b>Sin pasador</b> A: 21 B: 28 C: 52 Q: 85 Mi: 23 P: 30 ABS: 26
1.2 (KCOA, KCOK, KCOF, KC01) 58CV) 1.2 16V (KC05, KC06, KC03, KCOT, KCOW, KC1D) 75CV) 1.4 (KCOG, KCOH, KCOB, KCOM) 75CV) 1.5 dCi (KC07) 65CV) 1.5 dCi (KC08, KC09) 82CV) 1.6 16V (95CV) 1.6 16V 4x4 (KCOP, KCOS, KCOL) 95CV) 1.9 dTi (KCOU) 80CV) D 55 1	<b>22825B</b> 625mm	<b>22827B</b> 750mm	<b>21196B</b>	<b>Sin pasador</b> A: 21 B: 28 C: 52 Q: 85 Mi: 23 P: 30 ABS: 44

MARCA / MODELO / MOTOR	LEFT / IZQUIERDA	RIGHT / DERECHA	CV JOINT / IN JOINT	OBSERVACIONES
<b>RENAULT</b>				
<b>KANGOO (KC0/1_), Express (FC0/1_)</b>				1997 ->
1.2 (KCOA, KC0K, KCOF, KC01) 58CV 1.2 16V (KC05, KC06, KC03, KC0T, KC0W, KC1D) 75CV 1.4 (KCOG, KCOH, KCOB, KCOM) 75CV 1.5 dCi (KC07) 65CV 1.6 16V (95CV) 1.6 16V 4x4 (KC0P, KC0S, KC0L) 95CV 1.9 dCi 4x4 (KCOV) 80CV 1.9 dTi (KCOU) 80CV D 55 1.9	<b>22825</b> 625mm	<b>22831</b> 728mm		<b>Con pasador</b> A: 21 C: 46 Q: 78 Mi: 23 P: 30
1.2 (KCOA, KC0K, KCOF, KC01) 58CV 1.2 16V (KC05, KC06, KC03, KC0T, KC0W, KC1D) 75CV 1.4 (KCOG, KCOH, KCOB, KCOM) 75CV 1.5 dCi (KC07) 65CV 1.6 16V (95CV) 1.6 16V 4x4 (KC0P, KC0S, KC0L) 95CV 1.9 dCi 4x4 (KCOV) 80CV 1.9 dTi (KCOU) 80CV D 55 1.9	<b>22825A</b> 625mm	<b>22831A</b> 728mm		<b>Con pasador</b> A: 21 B: 28 C: 52 Q: 78 Mi: 23 P: 30 ABS: 26
1.5 dCi (57CV - 68CV - 84CV)	<b>22844</b> 630mm	<b>22845</b> 750mm	<b>21450</b>	A: 23 B: 30 C: 49 Q: 85 Mi: 23 P: 30 ABS: 44
1.5 dCi (57CV - 68CV - 84CV) 1.5 dCi (KC08, KC09) 82CV	<b>22844A</b> 630mm	<b>22845A</b> 750mm		A: 23 B: 28 C: 49 Q: 85 Mi: 23 P: 30 ABS: 26
1.5 dCi (68CV - 84CV)	<b>221199</b> 640mm	<b>221200</b> 865mm	<b>21786</b>	A: 23 B: 32 C: 57,5 Me: 26/26 P: 64/326
1.5 dCi (68CV)	<b>221261</b> 700mm	<b>221262</b> 925mm	<b>21792</b>	A: 27 B: 22 C: 57 Q: 75/79 Me: 26/26 P: 64/328
1.6 16V 4x4 (KC0P, KC0S, KC0L) 95CV 1.9 dCi 4x4 (84CV) 1.9 dCi 4x4 (KCOV) 80CV	<b>221020</b> 645mm	<b>221021</b> 760mm	<b>21538</b>	<b>ABS grueso</b> A: 23 B: 23 C: 59 Q: 85 Mi: 23 P: 30 ABS: 44

MARCA / MODELO / MOTOR	LEFT / IZQUIERDA	RIGHT / DERECHA	CV JOINT / IN JOINT	OBSERVACIONES
<b>RENAULT</b>				
<b>KANGOO / GRAND KANGOO (KW0/1_)</b>				2008 ->
1.5 dCi (KW0A) 68CV 1.5 dCi (KW0B) 86CV 1.6 (KW00, KW0Y) 87CV 1.6 16V Hi-Flex (106CV) 1.6 16V (KW0D) 106CV	<b>221261</b> 700mm	<b>221262</b> 925mm	<b>21792</b>	A: 27 B: 22 C: 57 Q: 75/79 Me: 26/26 P: 64/328
1.5 dCi (75CV - 90CV) 1.5 dCi (KW0A) 68CV 1.5 dCi (KW0B) 86CV 1.6 (KW00, KW0Y) 87CV 1.6 16V Hi-Flex (106CV) 1.6 16V (KW0D) 106CV	<b>221424</b> 700mm	<b>22808</b> 920mm	<b>21675</b>	A: 23 B: 30 C: 49 Q: 72 Me: 26/26 P: 63/328
<b>KANGOO BE BOP (KW0/1_)</b>				2009 ->
1.5 dCi (KW0G) 90CV 1.5 dCi 75 (75CV) 1.6 (KW0D) 106CV	<b>221424</b> 700mm		<b>21675</b>	A: 23 B: 30 C: 49 Q: 72 Me: 26 P: 63
<b>KOLEOS (HY_)</b>				2008 ->
2.0 dCi (HY0K) 150CV	<b>221474</b> 653mm	<b>221475</b> 980mm	<b>21821</b>	A: 29 B: 33 C: 56 Q: 96/96 Me: 29/29 P: 65/460
2.0 dCi 4x4 (HY0B) 173CV 2.0 dCi 4x4 (HY0K) 150CV	<b>221540</b> 615mm		<b>21868</b>	A: 29 B: 36 C: 56 Q: 95 Me: 29 P: 65
<b>LAGUNA I (B56_, 556_), Grandtour (K56_)</b>				1993 -> 2001
1.6 16V (B568, B561) 107CV 1.8 (B56A/B) 90CV 1.8 (B56S/T/O) 90CV 1.8 (B56Z) 94CV 2.0 (B56C/H/N) 113CV	<b>22810</b> 700mm	<b>22811</b> 750mm	<b>21194</b>	A: 23 B1: 25 C: 52 Q: 78 Mi: 23 P: 30
1.6 16V (B568, B561) 107CV 1.8 (B56A/B) 90CV 1.8 (B56S/T/O) 90CV 1.8 (B56Z) 94CV 2.0 (B56C/H/N) 113CV	<b>22810A</b> 705mm	<b>22811A</b> 750mm	<b>21194A</b>	A: 23 B1: 25 C: 52 Q: 78 Mi: 23 P: 30 ABS: 44



MARCA / MODELO / MOTOR	LEFT / IZQUIERDA	RIGHT / DERECHA	CV JOINT / IN JOINT	OBSERVACIONES
<b>RENAULT</b>				
<b>LAGUNA I (B56_, 556_), Grandtour (K56_)</b>				1993 -> 2001
1.8 16V (B563, B564) 120CV 1.9 dTi (B56J) 98CV 2.0 16V (556A/B) 140CV	<b>22820</b> 700mm	<b>22821</b> 770mm	<b>21199</b>	A: 23 B1: 25 C: 56 Q: 85 Mi: 23 P: 30
2.0 16V (133CV - 135CV)	<b>221497</b> 720mm		<b>21774</b>	A: 27 B: 32 C: 56 Me: 26 P: 64
2.0 16V (556A/B) 140CV 2.2 D (B56F/2) 83CV	<b>22812</b> 655mm	<b>22813</b> 800mm	<b>21194</b>	A: 23 B1: 25 C: 52 Q: 82 Me: 23 P: 270
2.0 16V (556A/B) 140CV 2.2 D (B56F/2) 83CV	<b>22812A</b> 655mm	<b>22813A</b> 800mm	<b>21194A</b>	A: 23 B1: 25 C: 52 Q: 82 Me: 23 P: 270 ABS: 44
2.2 dT (B569) 113CV 3.0 (B56E/R, B565) 167CV 3.0 24V (B56V) 190CV		<b>221062</b> 953mm	<b>21194</b>	A: 23 B: 25 C: 52 Q: 83 Me: 39 P: 422
<b>LAGUNA II (BG0/1_), Grandtour (KG0/1_)</b>				2001 ->
1.6 16V (KG0A, KG0L) 107CV 1.8 16V (117CV - 121CV) 1.8 16V (KG0B, KG0M) 120CV 1.8 16V (KG0J) 116CV 1.9 dCi (KG0E) 105CV 1.9 dCi (KG0E, KG0R) 100CV 2.0 16V (KG00, KG0K, KG0W) 135CV 2.0 16V IDE (KG0N) 140CV	<b>221138</b> 722mm	<b>221139</b> 796mm	<b>21774</b>	A: 27 B: 32 C: 56 Q: 72 Mi: 23 P: 182
1.6 16V (KG0A, KG0L) 107CV	<b>221521</b> 720mm	<b>221444</b> 818mm	<b>21774</b>	<b>Automatic</b> A: 27 B: 32 C: 56 Q: 79 Me: 26 Mi: 23 P: 43/212

MARCA / MODELO / MOTOR	LEFT / IZQUIERDA	RIGHT / DERECHA	CV JOINT / IN JOINT	OBSERVACIONES
<b>RENAULT</b>				
<b>LAGUNA II (BG0/1_), Grandtour (KG0/1_)</b>				<b>2001 -&gt;</b>
1.6 16V (112CV) (BG1G, BG1H)		<b>221575</b> 935mm	<b>21774</b>	A: 27 B: 32 C: 56 Me: 26 P: 326
1.9 dCi (KG05) (92CV) 1.9 dCi (KG0E, KG0R) (100CV) 1.9 dCi (KG0G) (120CV) 1.9 dCi (KG1A, KG1W) (110CV) 1.9 dCi (KG1V) (130CV) 2.2 dCi (140CV)	<b>22842</b> 633mm	<b>22843</b> 967mm	<b>21705</b>	A: 27 B: 35 C: 57 Q: 78 Me: 39 P: 363
1.9 dCi (KG05) (92CV) 1.9 dCi (KG0E, KG0R) (100CV) 1.9 dCi (KG0G) (120CV) 1.9 dCi (KG1A, KG1W) (110CV) 1.9 dCi (KG1V) (130CV)	<b>221144</b> 630mm	<b>221145</b> 973mm	<b>21705</b>	A: 27 B: 35 C: 57 Q: 88 Me: 39 P: 363
2.2 DCI (140CV-150CV)	<b>221245</b> 592mm	<b>221582</b> 1008mm	<b>21704</b>	A: 27 B: 37 C: 57 Me: 39/39 P: 408
<b>LAGUNA III (BT0/1), Grandtour (KT0/1)</b>				<b>2007 -&gt;</b>
2.0 16V (BT05, BT0F, BT0W) (140CV) 2.0 16V Hi-Flex (BT1H) (140CV)	<b>221548</b> 700mm		<b>21674</b>	A: 27 B: 33 C: 57 Q: 76 Me: 26 P: 64
2.0 dCi (BT01, BT09, BT12, BT1S) (150CV) 2.0 dCi (BT08, BT0K, BT0J, BT14, BT1A, BT1D) (131CV) 2.0 dCi (BT0M, BT0N, BT19) (173CV) 2.0 dCi GT (BT1E, BT1N) (178CV)	<b>221340</b> 667mm	<b>221341</b> 990mm	<b>21813</b>	A: 27 B: 36 C: 57 Q: 90 Me: 39 P: 74/367
1.5dCi (110CV)		<b>221574</b> 942mm	<b>21860</b>	A: 27 B: 33 C: 57 Q: 79 Me: 26 P: 328

MARCA / MODELO / MOTOR	LEFT / IZQUIERDA	RIGHT / DERECHA	CV JOINT / IN JOINT	OBSERVACIONES
<b>RENAULT</b>				
<b>LAGUNA Coupe (DT0/1)</b>				2008 ->
2.0 dCi (173CV) 2.0 dCi (DT01, DT09, DT12, DT1D) (150CV) 2.0 dCi GT (DT11, DT1E, DT1N) (178CV)	<b>221340</b> 667mm	<b>221341</b> 990mm	<b>21813</b>	A: 27 B: 36 C: 57 Q: 90 Me: 39 P: 74/367
<b>MASTER I Caja/Chasis (P), Furgón (T__), Bus (T__)</b>				1980 -> 1998
28-35 2.0 (79CV - 80CV) 28-35 2.1 D (60CV) 28-35 2.4 D (71CV) 28-35 2.5 D (75CV)	<b>22804</b> 825mm	<b>22804</b> 825mm		A: 32 C: 65 Q: 90/90 Mi: 27/27 P: 27/27
<b>MASTER II Furgón (FD), Bus (JD, ED/HD/UD)</b>				1998 -> 2010
2.5 D (80CV) 2.8 dTI (114CV)	<b>22805</b> 673mm	<b>22806</b> 1122mm	<b>21195</b>	A: 28 B: 27 C: 67 Q: 82 Me: 39 P: 437
2.5 D (80CV) 2.8 dTI (114CV)	<b>22805A</b> 673mm	<b>22806A</b> 1122mm	<b>21195</b>	A: 28 B: 27 C: 67 Q: 82 Me: 39 P: 437 ABS: 51
1.9 dCi 80 (82CV) 1.9 dTI (80CV)	644mm	<b>221528</b> 1147mm	<b>21195</b>	Me: 39 Q: 82 P: 390
1.9 dCi 80 (82CV) 1.9 dTI (80CV)	644mm	<b>221528A</b> 1147mm	<b>21195</b>	Me: 39 Q: 82 P: 390
2.2 dCi 90 (90CV)	<b>22800</b> 672mm	<b>221278</b> 1135mm	<b>21198</b>	A: 28 B: 36 C: 69 Q: 80 Me: 39 P: 422 ABS: 51

MARCA / MODELO / MOTOR	LEFT / IZQUIERDA	RIGHT / DERECHA	CV JOINT / IN JOINT	OBSERVACIONES
------------------------	------------------	-----------------	---------------------	---------------

## RENAULT

### MASTER II Furgón (FD), Bus (JD, ED/HD/UD)

1998 -> 2010

2.2 dCi 90 (90CV)	<b>22800A</b> 672mm	<b>221278</b> 1135mm	<b>21198A</b>	A: 28 B: 36 C: 69 Q: 80 Me: 39 P: 422 ABS: 51
2.5 dCi (114CV) 2.5 dCi 100 (FD0U, FD0V) (99CV) 2.5 dCi 120 (115CV)	<b>22840</b> 665mm	<b>22841</b> 1145mm	<b>21198</b>	A: 28 B: 36 C: 69 Q: 72 Me: 39 P: 432 ABS: 51
2.5 dCi (114CV) 2.5 dCi 100 (FD0U, FD0V) (99CV) 2.5 dCi 120 (115CV)	<b>22840A</b> 665mm	<b>22841A</b> 1145mm	<b>21198A</b>	A: 28 B: 36 C: 69 Q: 72 Me: 39 P: 432 ABS: 51
3.0 dCi 120 (116CV) 3.0 dCi 160 (156CV)	<b>221004</b> 735mm	<b>221005</b> 1126mm	<b>21198</b>	A: 28 B: 36 C: 82 Q: 88 Me: 39/39 P: 74/547 ABS: 51
2.5 dCi (101CV - 120CV - 146CV)	<b>221069</b> 756mm	<b>221070</b> 1115mm	<b>21198</b>	A: 28 B: 36 C: 82 Q: 88/88 Me: 39/39 P: 74/428 ABS: 51

### MASTER III Furgón (FV), Bus (JV)

2010 ->

2.3 dCi (110CV) 2.3 dCi [RWD] (FV0B, FV0C, FV0D) (101CV) 2.3 dCi FWD (136CV - 150CV - 163CV) 2.3 dCi FWD (FV0A, FV0B, FV0G, FV0K) (101CV) 2.3 dCi FWD (FV0C, FV0D) (125CV) 2.3 dCi FWD (FV0E, FV0F, FV0H, FV0J) (146CV)	<b>221364</b> 765mm	<b>221365</b> 1075mm	<b>21822</b>	A: 31 B: 27 C: 70 Q: 88/88 Me: 39/39 P: 74/365
--	------------------------	-------------------------	--------------	---

MARCA / MODELO / MOTOR	LEFT / IZQUIERDA	RIGHT / DERECHA	CV JOINT / IN JOINT	OBSERVACIONES
<b>RENAULT</b>				
<b>MEGANE I (BA0/1), Cabriolet (EA0/1), Classic</b>				1996 -> 2003
1.4 16V (BA0D, BA1H, BA0W, BA10) 95CV 1.4 e (BA0E, BA0V) 75CV 1.4 Eco (BA0T) 71CV 1.6 16V (BA11, BA04, BA0B, BA1J) 107CV 1.6 e (BA0F, BA0S) 90CV 1.6 i (BA0L) 75CV 1.9 D Eco (B/SA0U, BA0A) 64CV 2.0 i (109CV) 2.0 i (BA0G) 114CV	<b>22832</b> 650mm	<b>22833</b> 735mm	<b>21196</b>	<b>L/C sin pasador</b> A: 21 C: 46 Q: 97 Mi: 23 P: 28
1.4 16V (BA0D, BA1H, BA0W, BA10) 95CV 1.4 e (BA0E, BA0V) 75CV 1.4 Eco (BA0T) 71CV 1.6 16V (BA11, BA04, BA0B, BA1J) 107CV 1.6 e (BA0F, BA0S) 90CV 1.6 i (BA0L) 75CV 1.9 D Eco (B/SA0U, BA0A) 64CV 2.0 i (109CV) 2.0 i (BA0G) 114CV	<b>22832</b> 650mm	<b>22836</b> 745mm	<b>21196</b>	<b>L/C con pasador</b> A: 21 C: 46 Q: 97 Mi: 23 P: 28
1.4 16V (BA0D, BA1H, BA0W, BA10) 95CV 1.4 e (BA0E, BA0V) 75CV 1.4 Eco (BA0T) 71CV 1.6 16V (BA11, BA04, BA0B, BA1J) 107CV 1.6 e (BA0F, BA0S) 90CV 1.6 i (BA0L) 75CV 1.9 D Eco (B/SA0U, BA0A) 64CV 2.0 i (109CV) 2.0 i (BA0G) 114CV	<b>22832A</b> 650mm	<b>22836A</b> 745mm	<b>21196B</b>	<b>L/C con pasador</b> A: 21 C: 46 Q: 97 Mi: 23 P: 28 ABS: 44
1.4 16V (BA0D, BA1H, BA0W, BA10) 95CV 1.4 e (BA0E, BA0V) 75CV 1.4 Eco (BA0T) 71CV 1.6 16V (BA11, BA04, BA0B, BA1J) 107CV 1.6 e (BA0F, BA0S) 90CV 1.6 i (BA0L) 75CV 1.9 D Eco (B/SA0U, BA0A) 64CV 2.0 i (109CV) 2.0 i (BA0G) 114CV	<b>22832</b> 650mm	<b>22837</b> 770mm	<b>21196</b>	<b>L/C sin pasador</b> A: 21 C: 46 Q: 85 Mi: 23 P: 30
1.4 16V (BA0D, BA1H, BA0W, BA10) 95CV 1.4 e (BA0E, BA0V) 75CV 1.4 Eco (BA0T) 71CV 1.6 16V (BA11, BA04, BA0B, BA1J) 107CV 1.6 e (BA0F, BA0S) 90CV 1.6 i (BA0L) 75CV 1.9 D Eco (B/SA0U, BA0A) 64CV 2.0 i (109CV) 2.0 i (BA0G) 114CV	<b>22832A</b> 650mm	<b>22837A</b> 770mm	<b>21196B</b>	A: 21 C: 46 Q: 85 Mi: 23 P: 30 ABS: 44

MARCA / MODELO / MOTOR	LEFT / IZQUIERDA	RIGHT / DERECHA	CV JOINT / IN JOINT	OBSERVACIONES
<b>RENAULT</b>				
<b>MEGANE I (BA0/1), Cabriolet (EA0/1), Classic</b>				1996 -> 2003
1.6 16V (BA11, BA04, BA0B, BA1J) 107CV		<b>221430</b> 800mm	<b>21450</b>	<b>Automatic</b> A: 23 B: 30 C: 57 Q: 85 Mi: 23 P: 30 ABS: 44
1.8 16V (BA06, BA12, BA1A, BA1M, BA1R) 115CV 1.9 dCi (BA05, BA1F) 102CV 1.9 dTi (BA1U) 80CV	<b>22838A</b> 655mm	<b>22839A</b> 750mm	<b>21450</b>	A: 23 B: 30 C: 52 Q: 68 Mi: 23 P: 186 ABS: 44
1.9 dCi (BA05, BA1F) 102CV 1.9 dT (B/SA0K, B/SA0Y) 90CV 1.9 dTi (BA08, BA0N) 98CV 1.9 TDI (94CV) 2.0 16V (BA0H) 147CV	<b>22834</b> 650mm	<b>22835</b> 770mm	<b>21194</b>	A: 23 B1: 25 C: 56 Q: 85 Mi: 23 P: 30
1.9 dT (B/SA0K, B/SA0Y) 90CV 1.9 dTi (BA08, BA0N) 98CV 1.9 TDI (94CV) 2.0 16V (BA0H) 147CV	<b>22834A</b> 650mm	<b>22835A</b> 770mm	<b>21194A</b>	A: 23 B1: 25 C: 56 Q: 85 Mi: 23 P: 30 ABS: 44
1.9 dCi (BA05, BA1F) 102CV		<b>221538</b> 777mm	<b>21770</b>	<b>Automatic</b> A: 23 B: 32 C: 56 Q: 78 Mi: 23 P: 213
1.9 dT (B/SA0K, B/SA0Y) 90CV 1.9 dTi (BA08, BA0N) 98CV 1.9 TDI (94CV) 2.0 16V (BA0H) 147CV		<b>221437</b> 750mm	<b>21194B</b>	<b>ABS Grueso</b> A: 23 B1: 25 C: 56 Q: 93 Mi: 23 P: 42 ABS: 44
<b>MEGANE II (BM0/1, CM0/1), Coupé-Cabrio, Sedán</b>				2002 -> 2008
1.4 16V (82CV) 1.4 16V (BM0B, CM0B) 98CV 1.5 dCi (101CV - 86CV) 1.6 16V (BM0C, CM0C) 113CV	<b>22807</b> 710mm	<b>22808</b> 920mm	<b>21675</b>	A: 23 B: 30 C: 49 Q: 72/79 Me: 26/26 P: 63/328
1.4 16V (82CV) 1.4 16V (BM0B, CM0B) 98CV 1.5 dCi (86CV) 1.5 dCi (BM0F, CM0F) 82CV	<b>221247</b> 700mm	<b>22808</b> 920mm	<b>21675</b>	<b>Circlip L/C</b> A: 23 B: 30 C: 49 Q: 79/79 Me: 26/26 P: 64/328

MARCA / MODELO / MOTOR	LEFT / IZQUIERDA	RIGHT / DERECHA	CV JOINT / IN JOINT	OBSERVACIONES
<b>RENAULT</b>				
<b>MEGANE II (BM0/1, CM0/1), Coupé-Cabrio, Sedán</b>				<b>2002 -&gt; 2008</b>
1.4 16V (82CV) 1.4 16V (BM0B, CM0B) 98CV 1.5 dCi (86CV) 1.5 dCi (BM0F, CM0F) 82CV	<b>221424</b> 700mm	<b>22808</b> 920mm	<b>21675</b>	A: 23 B: 30 C: 49 Q: 72 Me: 26/26 P: 63/328
1.5 dCi (103CV - 106CV)	<b>221307</b> 690mm	<b>221308</b> 915mm	<b>21799</b>	A: 25 B: 30 C: 53 Q: 72/79 Me: 26/26 P: 63/328
1.5 dCi (106CV) 1.5 dCi (BM0F, CM0F) 82CV	<b>221142</b> 680mm	<b>221143</b> 907mm	<b>21300</b>	<b>Circlip L/C</b> A: 25 B: 33 C: 53 Q: 79/79 Me: 26/26 P: 64/328
1.5 dCi (106CV) 1.5 dCi (BM0F, CM0F) 82CV	<b>221517</b> 680mm	<b>221143</b> 907mm	<b>21300</b>	A: 25 B: 33 C: 53 Q: 72 Me: 26/26 P: 63/328
1.6 16V (BM0C, CM0C) 113CV	<b>221537</b> 700mm	<b>221553</b> 805mm	<b>21799</b>	<b>Automatic</b> A: 25 B: 30 C: 53 Q: 78 Me: 26 Mi: 23 P: 43/213
1.6 16V (BM0C, CM0C) 113CV 2.0 16V (BM0U, CM0U) 135CV	<b>221565</b> 692mm	<b>221561</b> 802mm	<b>21675</b>	<b>Automatic</b> A: 23 B: 30 C: 49 Q: 78 Me: 26 Mi: 23 P: 43/213
1.9 dCi (115CV)		<b>221558</b> 798mm		<b>Automatic</b> A: 25 Q: 78 Mi: 23 P: 213
1.9 dCi (BM0G, CM0G) 120CV	<b>22828</b> 665mm	<b>22829</b> 932mm	<b>21300</b>	A: 25 B: 33 C: 53 Q: 82/79 Me: 39/39 P: 66/352

MARCA / MODELO / MOTOR	LEFT / IZQUIERDA	RIGHT / DERECHA	CV JOINT / IN JOINT	OBSERVACIONES
<b>RENAULT</b>				
<b>MEGANE II (BM0/1, CM0/1), Coupé-Cabrio, Sedán</b>				<b>2002 -&gt; 2008</b>
2.0 (230CV) 2.0 RENAULT Sport (224CV)	<b>221480</b> 690mm		<b>21860</b>	A: 27 B: 33 C: 57 Q: 82 Me: 39 P: 66
2.0 16V (BM0U, CM0U) (135CV)	<b>221462</b> 665mm	<b>221522</b> 930mm	<b>21673</b>	A: 23 B: 33 C: 49 Q: 82 Me: 39/39 P: 66/352
2.0 dCi (BM1K, CM1K) (150CV)	<b>221536</b> 650mm		<b>21705</b>	A: 27 B: 35 C: 57 Q: 88 Me: 39 P: 74
<b>MEGANE Scenic (JA0/1_)</b>				<b>1996 -&gt; 1999</b>
1.4 i (JA0E) (75CV) 1.6 16V (JA0B, JA04, JA11) (107CV) 1.6 e (JA0F) (90CV) 1.6 i (JA0L) (75CV)	<b>22832</b> 650mm	<b>22833</b> 735mm	<b>21196</b>	A: 21 C: 46 Q: 97 Mi: 23 P: 28
1.4 i (JA0E) (75CV) 1.6 16V (JA0B, JA04, JA11) (107CV) 1.6 e (JA0F) (90CV) 1.6 i (JA0L) (75CV)	<b>22832</b> 650mm	<b>22836</b> 745mm	<b>21196</b>	A: 21 C: 46 Q: 97 Mi: 23 P: 28
1.4 i (JA0E) (75CV) 1.6 16V (JA0B, JA04, JA11) (107CV) 1.6 e (JA0F) (90CV) 1.6 i (JA0L) (75CV)	<b>22832A</b> 650mm	<b>22836A</b> 745mm	<b>21196A</b>	A: 21 C: 46 Q: 97 Mi: 23 P: 28 ABS: 26
1.6 i (JA0L) (75CV)		<b>221430</b> 800mm	<b>21450</b>	<b>Automatic</b> A: 23 B: 30 C: 57 Q: 85 Mi: 23 P: 30 ABS: 44
1.9 dT (JA0K, JA0Y) (90CV) 1.9 dTi (JA0N) (98CV)		<b>221437</b> 750mm	<b>21194B</b>	<b>ABS Grueso</b> A: 23 B: 25 Q: 93 Mi: 23 P: 42 ABS: 44



MARCA / MODELO / MOTOR	LEFT / IZQUIERDA	RIGHT / DERECHA	CV JOINT / IN JOINT	OBSERVACIONES
<b>RENAULT</b>				
<b>MEGANE Scenic (JA0/1_)</b>				1996 -> 1999
2.0 i (JA0G) 109CV - 114CV		<b>221538</b> 777mm	<b>21770</b>	<b>Automatic</b> A: 23 B: 32 C: 56 Q: 78 Mi: 23 P: 213
<b>MODUS / GRAND MODUS (F/JP0_)</b>				2004 ->
1.2 (FPOC, FP0K, FP0P) 65CV 1.2 (JP0C, JP0K, FPOC, FP0K, FP0P, JP0P, JP0T) 75CV 1.2 (JP0S) 78CV 1.2 16V Hi-Flex (75CV) 1.2 16V (JP0W) 101CV 1.4 (JP01, JP0J) 98CV 1.5 dCi (FP0D, JP0D) 82CV 1.5 dCi (FP0E, JP0E) 65CV 1.5 dCi (FP0F, JP0F) 86CV	<b>221372</b> 692mm	<b>221373</b> 900mm	<b>21675</b>	A: 23 B: 30 C: 49 Q: 79/79 Me: 26/26 P: 64/329
1.2 (FPOC, FP0K, FP0P) 65CV 1.2 (JP0C, JP0K, FPOC, FP0K, FP0P, JP0P, JP0T) 75CV 1.2 (JP0S) 78CV 1.2 16V (JP0W) 101CV		<b>221476</b> 890mm	<b>21773</b>	A: 23 B: 28 C: 49 Q: 68 Me: 26 P: 275
1.5 dCi (FP0F, JP0F) 86CV 1.5 dCi (FP0G, JP0G) 68CV	<b>221556</b> 685mm		<b>21748</b>	<b>Automatic</b> A: 23 B: 32 C: 49 Q: 79 Me: 26 P: 64
1.5 dCi (JP02) 103CV 1.5 dCi (JP0G, JP0H) 106CV		<b>221563</b> 892mm		A: 25 Me: 26 P: 328
1.6 (JP03, JP0B, JP0U, JP0Y, JP1G) 112CV 1.6 (JP0L, JP0V) 88CV		<b>221562</b> 782mm	<b>21675</b>	<b>Automatic</b> A: 23 B: 30 C: 49 Q: 78 Mi: 23 P: 213
<b>SAFRANE I (B54_)</b>				1992 -> 1996
2.0 12V (B542, B54E) 132CV 2.2 (B541) 107CV 2.2 (B543) 137CV	<b>221489</b> 605mm		<b>21455</b>	<b>Automatic</b> A: 23 C: 52 ABS: 30

MARCA / MODELO / MOTOR	LEFT / IZQUIERDA	RIGHT / DERECHA	CV JOINT / IN JOINT	OBSERVACIONES
<b>RENAULT</b>				
<b>SAFRANE I (B54_)</b>				1992 -> 1996
2.5 dT (B548) 113CV	<b>221435</b> 587mm	<b>221587</b> 1000mm	<b>21455</b>	A: 23 B1: 25 C: 52 Me: 39 P: 450 ABS: 30
2.5 dT (B548) 113CV	<b>221438</b> 593mm		<b>21455</b>	<b>Automatic</b> A: 23 C: 52 ABS: 30
<b>SAFRANE II (B54_)</b>				1996 -> 2000
2.5 20V (B54F) 165CV		<b>221078</b> 1025mm	<b>21455</b>	A: 23 B1: 25 Me: 26 P: 428 ABS: 30
<b>SCÉNIC I (JA0/1_)</b>				1999 -> 2003
1.4 16V (JA0D, JA1H, Ja0W, JA10) 95CV 1.6 (102CV) 1.8 16V (JA12, JA1R, JA1M, JA1A) 115CV	<b>22832A</b> 650mm	<b>22836A</b> 745mm		A: 21 C: 46 Q: 97 Mi: 23 P: 28 ABS: 44
1.4 16V (JA0D, JA1H, Ja0W, JA10) 95CV 1.6 (102CV) 1.8 16V (JA12, JA1R, JA1M, JA1A) 115CV	<b>22832</b> 650mm	<b>22833</b> 735mm		A: 21 C: 46 Q: 97 Mi: 23 P: 28
1.4 16V (JA0D, JA1H, Ja0W, JA10) 95CV 1.6 (102CV) 1.8 16V (JA12, JA1R, JA1M, JA1A) 115CV	<b>22832A</b> 650mm	<b>22833A</b> 735mm		A: 21 C: 46 Q: 97 Mi: 23 P: 28 ABS: 44
1.8 16V (JA12, JA1R, JA1M, JA1A) 115CV 1.9 dTi (JA1U) 80CV	<b>22838A</b> 655mm	<b>22839A</b> 750mm	<b>21450</b>	A: 23 B: 30 C: 52 Q: 68 Mi: 23 P: 186 ABS: 44

MARCA / MODELO / MOTOR	LEFT / IZQUIERDA	RIGHT / DERECHA	CV JOINT / IN JOINT	OBSERVACIONES
<b>RENAULT</b>				
<b>SCÉNIC I (JA0/1_)</b>				1999 -> 2003
1.9 D (64CV)		<b>221437</b> 750mm		<b>ABS Grueso</b> A: 23 B1: 25 Q: 93 Mi: 23 P: 42 ABS: 44
1.9 dCi (JA05, JA1F) (102CV) 1.9 dTi (JA0N) (98CV)	<b>22834</b> 650mm	<b>22835</b> 770mm	<b>21194</b>	A: 23 B1: 25 C: 56 Q: 85 Mi: 23 P: 30
1.9 dTi (JA0N) (98CV)	<b>22834A</b> 650mm	<b>22835A</b> 770mm	<b>21194A</b>	A: 23 B1: 25 C: 56 Q: 85 Mi: 23 P: 30 ABS: 44
1.9 dCi (JA05, JA1F) (102CV) 1.9 dCi RX4 (102CV) 2.0 16V (140CV) 2.0 16V (JA1B, JA1D) (139CV) 2.0 16V RX4 (139CV)		<b>221538</b> 777mm		<b>Automatic</b> A: 23 C: 57,5 Q: 78 Mi: 23 P: 213 ABS: 44
<b>SCÉNIC II (JM0/1_)</b>				2003 ->
1.4 (JM0B, JM0H, JM1A) (98CV) 1.5 dCi (JM02, JM13) (101CV) 1.5 dCi (JM0F) (82CV) 1.5 dCi (JM16) (103CV) 1.5 dCi (JM1E) (106CV) 1.5 dCi (JM1F) (86CV) 1.6 (JM0C, JM0J, JM1B) (113CV) 1.6 16V (JM1R) (112CV)	<b>221307</b> 690mm	<b>221308</b> 915mm	<b>21799</b>	A: 25 B: 30 C: 53 Q: 72/79 Me: 26/26 P: 63/328
1.4 (JM0B, JM0H, JM1A) (98CV) 1.6 (JM0C, JM0J, JM1B) (113CV) 1.6 16V (JM1R) (112CV)	<b>221550</b> 700mm			A: 25 B: 22 C: 53 Q: 75 Me: 26 P: 64
1.5 dCi (JM0F) (82CV) 1.5 dCi (JM1E) (106CV)	<b>221142</b> 680mm	<b>221143</b> 907mm	<b>21300</b>	<b>L/C con circlip</b> A: 25 B: 33 C: 53 Q: 79/79 Me: 26/26 P: 64/328

MARCA / MODELO / MOTOR	LEFT / IZQUIERDA	RIGHT / DERECHA	CV JOINT / IN JOINT	OBSERVACIONES
<b>RENAULT</b>				
<b>SCÉNIC II (JM0/1_)</b>				<b>2003 -&gt;</b>
1.5 dCi (JM02, JM13) 101CV 1.5 dCi (JM0F) 82CV 1.5 dCi (JM16) 103CV 1.5 dCi (JM1E) 106CV 1.5 dCi (JM1F) 86CV	<b>221517</b> 680mm	<b>221143</b> 907mm	<b>21300</b>	A: 25 B: 33 C: 53 Q: 72 Me: 26/26 P: 63/328
1.5 dCi (JM02, JM13) 101CV 1.5 dCi (JM0F) 82CV 1.5 dCi (JM16) 103CV 1.5 dCi (JM1E) 106CV 1.5 dCi (JM1F) 86CV	<b>221557</b> 695mm		<b>21845</b>	A: 25 B: 32 C: 53 Q: 79 Me: 26 P: 64
1.6 (113CV) 1.6 16V (112CV)	<b>221537</b> 700mm	<b>221553</b> 805mm	<b>21799</b>	<b>Automatic</b> A: 25 B: 30 C: 53 Me: 26 Mi: 23 P: 43/213
1.5 dCi (JM1E) 106CV 1.9 dCi (JM0G, JM12, JM1G, JM2C) 120CV 2.0 (JM05, JM0U, JM1N, JM1U, JM2V) 135CV 2.0 16V Turbo (JM0W) 163CV	<b>22828</b> 665mm	<b>22829</b> 932mm	<b>21300</b>	A: 25 B: 33 C: 53 Q: 82/79 Me: 39/39 P: 66/352
2.0 dCi (JM1K) 150CV	<b>221426</b> 675mm		<b>21540</b>	A: 27 B: 26 C: 56 Q: 88 Me: 30 P: 76
2.0 dCi (JM1K) 150CV	<b>221536</b> 650mm		<b>21705</b>	A: 27 B: 35 C: 57 Q: 88 Me: 39 P: 74
<b>SUPER 5 (B/C40_)</b>				<b>1984 -&gt; 1996</b>
1.0 (B/C/400) 41CV 1.1 (B/C/401) 46CV 1.1 (B/C/401, B/C40H) 45CV 1.4 (B/C/407) KAT (58CV) 1.4 (B/C402) 59CV 1.4 (B/C403) 71CV 1.4 (B/C40J) 67CV 1.4 (B/C40M) 60CV 1.4 Turbo (C405) 120CV 1.7 (B/C408) 73CV 1.7 (B/C40K, B/C40G) 87CV 1.7 i	<b>22755</b> 611mm	<b>22756</b> 680mm		<b>JB4 / JB5</b> A: 21 C: 46 Q: 78 Mi: 23 P: 30

MARCA / MODELO / MOTOR	LEFT / IZQUIERDA	RIGHT / DERECHA	CV JOINT / IN JOINT	OBSERVACIONES
<b>RENAULT</b>				
<b>SUPER 5 (B/C40_)</b>				1984 -> 1996
1.0 (B/C/400) 41CV	<b>22765</b> 598mm	<b>22766</b> 696mm		<b>JBO / JB1</b> A: 21 C: 46 Q: 78 Mi: 23 P: 30
1.1 (B/C/401) 46CV				
1.1 (B/C/401, B/C40H) 45CV				
1.4 (B/C/407) KAT (58CV)				
1.4 (B/C402) 59CV				
1.4 (B/C403) 71CV				
1.4 (B/C40J) 67CV				
1.4 (B/C40M) 60CV				
1.4 Turbo (C405) 120CV				
1.7 (B/C408) 73CV				
1.7 (B/C40K, B/C40G) 87CV				
1.7 i				
<b>TRAFIC Bus (T5, T6, T7), Furgón (T1, T3, T4)</b>				1980 -> 1989
1.4 (48CV)	<b>22777</b> 715mm	<b>22777</b> 715mm		A: 23 C: 56 Q: 92/92 Mi: 27/27 P: 48/48
1.6 (65CV)				
1.6 4x4 (65CV)				
1.7 (68CV)				
2.0 (80CV)				
2.0 4x4 (80CV)				
2.1 D (58CV)				
<b>TRAFIC Bus (TXW), Furgón (TXX)</b>				1989 -> 2001
1.7 (68CV)	<b>22791</b> 714mm	<b>22791</b> 714mm		A: 25 C: 56 Q: 92/92 Mi: 27/27 P: 48/48
1.9 D (60CV)				
2.0 (80CV)				
2.1 D (58CV - 64CV)				
2.2 (101CV - 95CV)				
2.5 D (75CV)				
2.5 D 4x4 (75CV)				
<b>TRAFIC II Bus (JL), Caja/Chasis (EL), Furgón (FL)</b>				2001 ->
1.9 dCi 100 (JLOC) 101CV	<b>22822</b> 675mm	<b>22823</b> 1020mm	<b>21540</b>	A: 27 B: 26 C: 56 Me: 39 P: 365
1.9 dCi 80 (JLOB) 82CV				
2.0 (JLOA) 120CV				
2.0 dCi 115 (JLOH) 114CV	<b>221130</b> 730mm	<b>221131</b> 1115mm	<b>21779</b>	A: 27 B: 36 C: 56 Q: 87/87 Me: 39/39 P: 74/365
2.0 dCi 90 (JLOH) 90CV				

MARCA / MODELO / MOTOR	LEFT / IZQUIERDA	RIGHT / DERECHA	CV JOINT / IN JOINT	OBSERVACIONES
<b>RENAULT</b>				
<b>TRAFIC II Bus (JL), Caja/Chasis (EL), Furgón (FL)</b>				<b>2001 -&gt;</b>
2.5 dCi 115 (114CV) 2.5 dCi 135 (135CV) 2.5 dCi 145 (JL0J) 146CV	<b>221380</b> 633mm	<b>221381</b> 1057mm	<b>21704</b>	<b>Hasta chasis 6V699999</b> A: 27 B: 37 C: 56 Me: 39 P: 410
2.5 dCi 115 (114CV) 2.5 dCi 135 (135CV) 2.5 dCi 145 (JL0J) 146CV	<b>221358</b> 705mm	<b>221359</b> 1050mm	<b>21779</b>	<b>Desde chasis 7V600001</b> A: 27 B: 36 C: 56 Me: 39/39 P: 74/430
<b>TWINGO I (C06_)</b>				<b>1993 -&gt; 2007</b>
1.2 (C063, C064) 55CV 1.2 (C066, C068) 58CV 1.2 (C067) 54CV 1.2 16V (C060) 60CV	<b>22825</b> 625mm	<b>22826</b> 735mm		<b>L/C con pasador</b> A: 21 C: 46 Q: 78 Mi: 23 P: 30
1.2 (C063, C064) 55CV 1.2 (C066, C068) 58CV 1.2 (C067) 54CV 1.2 16V (C060) 60CV	<b>22825</b> 625mm	<b>22827</b> 750mm		<b>L/C sin pasador</b> A: 21 C: 46 Q: 85 Mi: 23 P: 30
1.2 (C063, C064) 55CV 1.2 (C066, C068) 58CV 1.2 (C067) 54CV 1.2 16V (C060) 60CV	<b>22825C</b> 625mm	<b>22827C</b> 750mm		A: 21 B: 28 C: 52 Q: 85 Mi: 23 P: 30 ABS: 38
1.2 16V (C06C, C06D, C06K) 75CV	<b>22825B</b> 625mm	<b>22827B</b> 750mm		A: 21 B: 28 C: 52 Q: 85 Mi: 23 P: 30 ABS: 44
<b>TWINGO II (CN0_)</b>				<b>2007 -&gt;</b>
1.2 16V (CN04, CN0A, CN0B) 75CV 1.2 16V (CN0K, CN0V) 76CV	<b>221555</b> 630mm		<b>21773</b>	<b>Automatic</b> A: 23 B: 28 C: 49

MARCA / MODELO / MOTOR	LEFT / IZQUIERDA	RIGHT / DERECHA	CV JOINT / IN JOINT	OBSERVACIONES
<b>RENAULT</b>				
<b>TWINGO II (CN0_)</b>				2007 ->
1.2 TCe 100 (CN0P) 102CV 1.2 Turbo (CN0C, CN0F) 100CV 1.5 dCi (CN0E) 64CV	<b>221570</b> 635mm		<b>21769</b>	A: 23 B: 29 C: 49 Q: 79 Me: 26 P: 64
<b>VEL SATIS (BJ0_)</b>				2002 ->
2.2 dCi (113CV) 2.2 dCi (BJ0E, BJ0F) 150CV 2.2 dCi (BJ0E, BJ0F, BJ0G, BJ0H) 140CV 2.2 dCi (BJ0H) 116CV	<b>221433</b> 618mm		<b>21540</b>	A: 27 B: 26 C: 56

MARCA / MODELO / MOTOR	LEFT / IZQUIERDA	RIGHT / DERECHA	CV JOINT / IN JOINT	OBSERVACIONES
<b>SAAB</b>				
<b>9-3 Kombi (YS3F), Cabriolet (YS3F), (YS3F)</b>				<b>2005 -&gt;</b>
1.9 TiD (120CV - 150CV)	<b>221054</b> 603mm	<b>221055</b> 600mm	<b>21700</b>	A: 30 B: 26 C: 54 Q: 92/92 Me: 27/27 P: 80/80
1.9 TiD (120CV - 150CV)	<b>221109</b> 607mm	<b>221109</b> 607mm	<b>21700</b>	A: 30 B: 26 C: 54 Q: 70/70 Me: 27/27 P: 80/80
1.9 TiD (150CV)	<b>221491</b> 588mm	<b>221491</b> 588mm	<b>21700</b>	<b>Automatic</b> A: 30 B: 26 C: 54 Q: 70/70 Me: 27/27 P: 80/80
<b>9-5 Kombi (YS3E), (YS3E)</b>				<b>1998 -&gt; 2009</b>
2.0 t (150CV - 192CV) 2.3 t (170CV) 3.0 V6t (200CV)	<b>221549</b> 619mm	<b>221549</b> 619mm	<b>21873</b>	A: 33 B: 27 C: 59 Q: 93/93 Me: 27/27 P: 79/79 ABS: 29



MARCA / MODELO / MOTOR	LEFT / IZQUIERDA	RIGHT / DERECHA	CV JOINT / IN JOINT	OBSERVACIONES
<b>SEAT</b>				
<b>ALHAMBRA (7V8, 7V9)</b>				1996 -> 2010
2.0i (115CV) 1.9 TDI (90CV) 1.9 TDI (110CV)	<b>22336</b> 620mm	<b>22337</b> 560mm	<b>21223</b>	A: 38 B: 27 C: 60 Me: 36 Mi: 35 P: 100/40
1.8 T 20V (150CV) 1.9 TDI (115CV) 1.9 TDI 4motion (115CV) 2.8 V6 (204CV) 2.8 V6 4motion (204CV)	<b>22601</b> 508mm	<b>22601</b> 508mm	<b>21205</b>	A: 38 B: 27 C: 60 Q: 130/130 ABS: 48
1.8 T 20V (150CV) 1.9 TDI (115CV) 1.9 TDI 4motion (115CV) 2.8 V6 (204CV) 2.8 V6 4motion (204CV)	<b>221017</b> 495mm	<b>221017</b> 495mm	<b>21205</b>	<b>Automatic</b> A: 38 B: 36 C: 60 Q: 130/130 ABS: 48
<b>ALTEA (5P1)</b>				2006 ->
1.4 16V (86CV)	<b>221402</b> 558mm	<b>221403</b> 779mm	<b>21677</b> <b>21005</b>	A: 36 B: 30 C: 60 Q: 94
1.6 (102CV)	<b>22318</b> 523mm	<b>22319</b> 810mm	<b>21454</b> <b>21003</b>	A: 36 B: 30 C: 60 Q: 100
1.6 (102CV) 1.6 LPG (102CV)	<b>221163</b> 546mm	<b>221164</b> 798mm	<b>21454</b> <b>21003</b>	A: 36 B: 30 C: 60 Q: 100
1.8 TFSI (160CV)	<b>221026</b> 517mm	<b>221053</b> 807mm	<b>21541</b> <b>21014</b>	A: 36 B: 27 C: 60 Q: 108
1.9 TDI (105CV) 2.0 TDI (136CV - 140CV) 2.0 TDI 16V (140CV)	<b>221071</b> 485mm	<b>221095</b> 761mm	<b>21541</b>	<b>Automatic</b> A: 36 B: 27 C: 60 Q: 119/119 ABS: 48

MARCA / MODELO / MOTOR	LEFT / IZQUIERDA	RIGHT / DERECHA	CV JOINT / IN JOINT	OBSERVACIONES
<b>SEAT</b>				
<b>ALTEA (5P1)</b>				2006 ->
1.6 (102CV) 2.0 FSI (150CV)	<b>221391</b> 586mm	<b>221392</b> 883mm	<b>21541</b>	<b>Automatic</b> A: 36 B: 27 C: 60 Me: 26/26 P: 68/68
2.0 TDI (136CV - 140CV - 170CV) 2.0 TDI 16V (140CV) 2.0 TFSI (200CV)	<b>221014</b> 489mm	<b>221015</b> 795mm	<b>21541</b>  <b>21014</b>	A: 36 B: 27 C: 60 Q: 108
2.0 TDI (136CV - 140CV) 2.0 TDI 16V (140CV)	<b>221071</b> 485mm	<b>221072</b> 800mm	<b>21541</b>	<b>Automatic</b> A: 36 B: 27 C: 60 Q: 119/130 Mi: 23 P: 315
1.2 TSI (105CV) 1.4 TSI (125CV)	<b>221449</b> 530mm		<b>21454</b>  <b>21003</b>	A: 36 B: 27 C: 60 Q: 100
<b>ALTEA XL (5P5, 5P8)</b>				2006 ->
1.4 16V (86CV)	<b>221402</b> 558mm	<b>221403</b> 779mm	<b>21677</b>  <b>21005</b>	A: 36 B: 30 C: 60 Q: 94
1.6 (102CV) 1.6 LPG (102CV)	<b>221163</b> 546mm	<b>221164</b> 798mm	<b>21454</b>  <b>21003</b>	A: 36 B: 30 C: 60 Q: 100
1.8 TFSI (160CV)	<b>221026</b> 517mm	<b>221053</b> 807mm	<b>21541</b>  <b>21014</b>	A: 36 B: 27 C: 60 Q: 108
1.9 TDI (105CV) 2.0 TDI (140CV) 2.0 TDI 16V (140CV)	<b>221071</b> 485mm	<b>221095</b> 761mm	<b>21454</b>	<b>Automatic</b> A: 36 B: 27 C: 60 Q: 119/119

MARCA / MODELO / MOTOR	LEFT / IZQUIERDA	RIGHT / DERECHA	CV JOINT / IN JOINT	OBSERVACIONES
<b>SEAT</b>				
<b>ALTEA XL (5P5, 5P8)</b>				2006 ->
2.0 TDI (140CV) 2.0 TDI 16V (140CV) 2.0 TDI 16V 4x4 (140CV) 2.0 TDI 4x4 (140CV - 170CV) 2.0 TFSI 4x4 (200CV - 211CV)	<b>221014</b> 489mm	<b>221015</b> 795mm	<b>21541</b>  <b>21014</b>	A: 36 B: 27 C: 60 Q: 108
2.0 TDI (140CV) 2.0 TDI 16V (140CV) 2.0 TDI 4x4 (140CV)	<b>221071</b> 485mm	<b>221072</b> 800mm	<b>21541</b>	<b>Automatic</b> A: 36 B: 27 C: 60 Q: 119/130 Mi: 23 P: 315
2.0 TDI 16V 4x4 (140CV) 2.0 TDI 4x4 (140CV - 170CV)	<b>221014</b> 489mm	<b>221567</b> 603mm	<b>21541</b>  <b>21014</b>	<b>Automatic</b> A: 36 B: 27 C: 60 Q: 108
1.2 TSI (105CV) 1.4 TSI (125CV)	<b>221449</b> 530mm		<b>21454</b>  <b>21003</b>	A: 36 B: 27 C: 60 Q: 100
<b>AROSA (6H)</b>				2000 -> 2004
1.4 TDI (75CV)	<b>221010</b> 526mm	<b>221011</b> 712mm	<b>21702</b>  <b>21005</b>	A: 22 B: 30 C: 53 Q: 94/94
<b>CORDOBA (6K1, 6K2),Vario (6K5)</b>				1993 -> 1999
1.0 (50CV) 1.4 (60CV) 1.4 16V (75CV) 1.4 i 16V (101CV) 1.6 i (75CV)	<b>22952</b> 559mm	<b>22963</b> 773mm	<b>21231</b>  <b>21005</b>	A: 22 B: 30 C: 53 Q: 94/94
1.6 i (101CV) 1.9 D (64CV - 68CV) 1.9 SDI (64CV)	<b>22962</b> 537mm	<b>22963</b> 773mm	<b>21231</b>  <b>21005</b>	A: 22 B: 30 C: 53 Q: 94/94

MARCA / MODELO / MOTOR	LEFT / IZQUIERDA	RIGHT / DERECHA	CV JOINT / IN JOINT	OBSERVACIONES
<b>SEAT</b>				
<b>CORDOBA (6K1, 6K2), Vario (6K5)</b>				1993 -> 1999
1.8 i (90CV)			<b>21232</b>	A: 22 B: 30 C: 51 Q: 100/100
1.8 i 16V (129CV)				
1.9 TD (75CV)	<b>22964</b>	<b>22965</b>		
1.9 TDI (110CV - 90CV)	530mm	770mm		
2.0 i (115CV)			<b>21003</b>	
2.0 i 16V (150CV)				
<b>CORDOBA (6L2)</b>				2002 -> 2009
1.2 (64CV)			<b>21061</b>	A: 36 B: 30 C: 52 Q: 94/94
1.4 16V (100CV - 75CV)				
1.9 SDI (64CV)	<b>22310</b>	<b>22311</b>	<b>21005</b>	
	500mm	756mm		
1.4 TDI (70CV - 75CV)			<b>21221</b>	A: 36 B: 30 C: 52 Q: 94/94
1.6 (101CV)				
1.9 TDI (100CV)	<b>22312</b>	<b>22313</b>		
	475mm	761mm		
1.4 16V (75CV)			<b>21221</b>	<b>Automatic</b> A: 36 B: 30 C: 52 Q: 74
		<b>221443</b>		
		730mm		
1.9 TDI (100CV)			<b>21225</b>	A: 36 B: 27 C: 53 Q: 108/108
	<b>22332</b>	<b>22333</b>	<b>21014</b>	
	520mm	805mm		
1.9 TD (130CV)			<b>21456</b>	A: 36 B: 27 C: 52,5 Q: 108/108
	<b>22316</b>	<b>22317</b>	<b>21014</b>	
	465mm	775mm		
<b>EXEO ST (3R5), (3R2)</b>				2009 ->
2.0 TFSI (200CV)			<b>21227A</b>	<b>Automatic</b> A: 38 B: 27 C: 60 Q: 130/130
	<b>221050</b>	<b>221050</b>		ABS: 45
	527mm	527mm		

MARCA / MODELO / MOTOR	LEFT / IZQUIERDA	RIGHT / DERECHA	CV JOINT / IN JOINT	OBSERVACIONES
<b>SEAT</b>				
<b>IBIZA II (6K1)</b>				1993 -> 1999
1.0 (45CV)			<b>21231</b>	A: 22 B: 30 C: 53 Q: 94/94
1.0 i (50CV)	<b>22952</b> 559mm	<b>22963</b> 773mm	<b>21005</b>	
1.3 i (54CV)				
1.4 i (60CV)				
1.4 i 16V (101CV)				
1.6 i (101CV - 75CV)				
1.8 i (90CV)	<b>22964</b> 530mm	<b>22965</b> 770mm	<b>21232</b>	A: 22 B: 30 C: 51 Q: 100/100
1.8 i 16V (129CV)				
1.9 TD (75CV)				
1.9 TDI (110CV - 90CV)				
2.0 i (115CV)				
1.9 D (64CV - 68CV)	<b>22962</b> 537mm	<b>22963</b> 773mm	<b>21229</b>	A: 22 B: 30 C: 53 Q: 94/94
1.9 SDI (64CV)				
1.9 TDI (110CV)				
			<b>21005</b>	
<b>IBIZA III (6K1)</b>				1999 -> 2002
1.0 (50CV)	<b>22952</b> 559mm	<b>22963</b> 773mm	<b>21231</b>	A: 22 B: 30 C: 53 Q: 94/94
1.4 (60CV)				
1.4 16V (100CV - 75CV)				
			<b>21005</b>	
1.6 (101CV - 75CV)	<b>22962</b> 537mm	<b>22963</b> 773mm	<b>21229</b>	A: 22 B: 30 C: 53 Q: 94/94
1.8 T 20V Cupra (156CV)				
1.9 SDI (68CV)				
			<b>21005</b>	
1.9 TDI (110CV - 90CV)	<b>22964</b> 530mm	<b>22965</b> 770mm	<b>21232</b>	A: 22 B: 30 C: 51 Q: 100/100
			<b>21003</b>	
<b>IBIZA IV (6L1)</b>				2002 -> 2009
1.2 (64CV)	<b>22310</b> 500mm	<b>22311</b> 756mm	<b>21061</b>	A: 36 B: 30 C: 52 Q: 94/94
1.4 16V (100CV - 75CV)				
1.9 SDI (64CV)				
			<b>21005</b>	

MARCA / MODELO / MOTOR	LEFT / IZQUIERDA	RIGHT / DERECHA	CV JOINT / IN JOINT	OBSERVACIONES
<b>SEAT</b>				
<b>IBIZA IV (6L1)</b>				2002 -> 2009
1.4 TDI (70CV - 75CV - 80CV) 1.6 (101CV) 1.8 T Cupra R (180CV) 1.8 T FR (150CV) 1.9 TDI (100CV) 2.0 (116CV)	<b>22312</b> 475mm	<b>22313</b> 761mm	<b>21221</b>	A: 36 B: 30 C: 52 Q: 94/94
1.4 16V (75CV)		<b>221443</b> 730mm	<b>21221</b>	<b>Automatic</b> A: 36 B: 30 C: 52 Q: 74
<b>IBIZA V (6J5, 6P1), SPORTCOUPE (6J1, 6P5), ST</b>				2009 ->
1.2 TDI (75CV) 1.6 TDI (105CV - 90CV)	<b>221591</b> 493mm	<b>221526</b> 784mm	<b>21221</b>  <b>21003</b>	A: 36 B: 30 C: 52 Q: 100
1.2 TSI (105CV)	<b>221449</b> 530mm		<b>21454</b>  <b>21003</b>	A: 36 B: 30 C: 60 Q: 100
<b>INCA (6K9)</b>				1995 -> 2003
1.4 16V (75CV) 1.4 i (60CV) 1.6 i (75CV)	<b>22952</b> 559mm	<b>22963</b> 773mm	<b>21231</b>  <b>21005</b>	A: 22 B: 30 C: 53 Q: 94/94
1.7 D (57CV) 1.9 D (64CV) 1.9 SDI (64CV) 1.9 TDI (90CV)	<b>22962</b> 537mm	<b>22963</b> 773mm	<b>21229</b>  <b>21005</b>	A: 22 B: 30 C: 53 Q: 94/94
<b>LEON (1M1)</b>				1999 -> 2006
1.4 16v (75CV) 1.6 (100CV) 1.9 SDI (70CV)	<b>22338</b> 555mm	<b>22339</b> 820mm	<b>21239</b>  <b>21005</b>	A: 36 B: 30 C: 53 Q: 94/94

MARCA / MODELO / MOTOR	LEFT / IZQUIERDA	RIGHT / DERECHA	CV JOINT / IN JOINT	OBSERVACIONES
<b>SEAT</b>				
<b>LEON (1M1)</b>				1999 -> 2006
1.6 16v (105CV)	<b>22997</b> 550mm	<b>22998</b> 806mm	<b>21238</b>	A: 36 B: 30 C: 53 Q: 74/74
1.8 20V (125CV) 1.9 TDI (100CV - 110CV - 90CV)	<b>22340</b> 558mm	<b>22341</b> 820mm	<b>21238</b>  <b>21003</b>	A: 36 B: 30 C: 53 Q: 100/100
1.8 20V T (180CV) 1.8 20V T 4 (180CV) 1.8 T Cupra R (209CV - 225CV) 1.9 TDI (130CV - 150CV) 1.9 TDI Syncro (150CV) 2.8 Cupra 4 (204CV)	<b>22332</b> 520mm	<b>22333</b> 805mm	<b>21225</b>  <b>21014</b>	A: 36 B: 27 C: 53 Q: 108/108
<b>LEON (1P1)</b>				2007 -> 2012
1.2 TSI (105CV) 1.4 TSI (125CV)	<b>221449</b> 530mm		<b>21454</b>  <b>21003</b>	A: 36 B: 30 C: 60 Q: 100
1.4 16V (86CV)	<b>221402</b> 558mm	<b>221403</b> 779mm	<b>21677</b>  <b>21005</b>	A: 36 B: 30 C: 60 Q: 94
1.6 (102CV) 1.6 LPG (102CV) 1.9 TDI (105CV)	<b>22318</b> 523mm	<b>22319</b> 810mm	<b>21454</b>  <b>21003</b>	A: 36 B: 30 C: 60 Q: 100
1.6 (102CV) 1.6 LPG (102CV)	<b>221163</b> 546mm	<b>221164</b> 798mm	<b>21454</b>  <b>21003</b>	A: 36 B: 30 C: 60 Q: 100
1.8 TSI (160CV)	<b>221026</b> 517mm	<b>221053</b> 807mm	<b>21541</b>  <b>21014</b>	A: 36 B: 27 C: 60 Q: 108

MARCA / MODELO / MOTOR	LEFT / IZQUIERDA	RIGHT / DERECHA	CV JOINT / IN JOINT	OBSERVACIONES
<b>SEAT</b>				
<b>LEON (1P1)</b>				2007 -> 2012
1.9 TDI (105CV) 2.0 TDI (136CV - 140CV - 170CV) 2.0 TDI 16V (140CV)	<b>221071</b> 485mm	<b>221095</b> 761mm	<b>21541</b>	<b>Automatic</b> A: 36 B: 27 C: 60 Q: 119/119
2.0 Cupra R (265CV) 2.0 TDI (136CV - 140CV) 2.0 TDI 16V (140CV) 2.0 TFSI (185CV - 200CV - 211CV - 240CV)	<b>221014</b> 489mm	<b>221015</b> 795mm	<b>21541</b>  <b>21014</b>	A: 36 B: 27 C: 60 Q: 108
2.0 TDI 16V (140CV)	<b>221071</b> 485mm	<b>221072</b> 800mm	<b>21541</b>	<b>Automatic</b> A: 36 B: 27 C: 60 Q: 119/130 Mi: 23 P: 315
1.6 (102CV) 2.0 FSI (150CV)	<b>221391</b> 586mm	<b>221392</b> 883mm	<b>21541</b>	<b>Automatic</b> A: 36 B: 27 C: 60 Me: 26/26 P: 68/68
<b>LEON (5F1), SC (5F5)</b>				2013 ->
1.2 TSI (105CV)	<b>221449</b> 530mm		<b>21454</b>  <b>21003</b>	A: 36 B: 30 C: 60 Q: 100
<b>TOLEDO I (1L)</b>				1991 -> 1999
1.6 i (71CV) 1.9 D (64CV - 68CV)	<b>22962</b> 537mm	<b>22963</b> 773mm	<b>21229</b>  <b>21005</b>	A: 22 B: 30 C: 53 Q: 94/94
1.6 i (73CV - 75CV) 1.8 16V (125CV - 133CV) 1.8 i (88CV - 90CV) 1.9 D (64CV - 68CV) 1.9 TD (75CV) 1.9 TDI (110CV - 90CV) 2.0 i (115CV)	<b>22964</b> 530mm	<b>22965</b> 770mm	<b>21232</b>  <b>21003</b>	A: 22 B: 30 C: 51 Q: 100/100



MARCA / MODELO / MOTOR	LEFT / IZQUIERDA	RIGHT / DERECHA	CV JOINT / IN JOINT	OBSERVACIONES
<b>SEAT</b>				
<b>TOLEDO II (1M2)</b>				1998 -> 2006
1.4 16v (75CV) 1.6 (100CV) 1.9 SDI (70CV)	<b>22338</b> 555mm	<b>22339</b> 820mm	<b>21239</b>  <b>21005</b>	A: 36 B: 30 C: 53 Q: 94/94
1.6 16v (105CV)	<b>22997</b> 550mm	<b>22998</b> 806mm	<b>21238</b>	A: 36 B: 30 C: 53 Q: 74/74
1.8 20V (125CV) 1.9 TDI (110CV - 90CV)	<b>22340</b> 558mm	<b>22341</b> 820mm	<b>21238</b>  <b>21003</b>	A: 36 B: 30 C: 53 Q: 100/100
1.8 20VT (180CV) 1.9 TDI (130CV - 150CV) 2.3 V5 (150CV) 2.3 V5 20V (170CV)	<b>22332</b> 520mm	<b>22333</b> 805mm	<b>21225</b>  <b>21014</b>	A: 36 B: 27 C: 53 Q: 108/108
<b>TOLEDO III (5P2)</b>				2006 -> 2009
1.4 16V (86CV)	<b>221402</b> 558mm	<b>221403</b> 779mm	<b>21677</b>  <b>21005</b>	A: 36 B: 30 C: 60 Q: 94
1.6 (102CV) 1.9 TDI (105CV) 2.0 FSI (150CV)	<b>22318</b> 523mm	<b>22319</b> 810mm	<b>21454</b>  <b>21003</b>	A: 36 B: 30 C: 60 Q: 100
1.6 (102CV)	<b>221163</b> 546mm	<b>221164</b> 798mm	<b>21454</b>  <b>21003</b>	A: 36 B: 30 C: 60 Q: 100
2.0 TDI (136CV - 140CV) 2.0 TFSI (200CV)	<b>221014</b> 489mm	<b>221015</b> 795mm	<b>21541</b>  <b>21014</b>	A: 36 B: 27 C: 60 Q: 108

MARCA / MODELO / MOTOR	LEFT / IZQUIERDA	RIGHT / DERECHA	CV JOINT / IN JOINT	OBSERVACIONES
<b>SEAT</b>				
<b>TOLEDO III (5P2)</b>				2006 -> 2009
2.0 TDI (136CV - 140CV) 2.0 TDI 16V (140CV)	<b>221071</b> 485mm	<b>221095</b> 761mm	<b>21541</b>	<b>Automatic</b> A: 36 B: 27 C: 60 Q: 119/119
2.0 TDI 16V (140CV)	<b>221071</b> 485mm	<b>221072</b> 800mm	<b>21541</b>	<b>Automatic</b> A: 36 B: 27 C: 60 Q: 119/130 Mi: 23 P: 315
1.6 (102CV) 2.0 FSI (150CV)	<b>221391</b> 586mm	<b>221392</b> 883mm	<b>21541</b>	<b>Automatic</b> A: 36 B: 27 C: 60 Me: 26/26 P: 68/68
<b>TOLEDO IV (KG3)</b>				2012 ->
1.6 TDI (105CV - 90CV)	<b>221591</b> 493mm	<b>221526</b> 784mm	<b>21454</b>  <b>21003</b>	A: 36 B: 30 C: 60 Q: 100

MARCA / MODELO / MOTOR	LEFT / IZQUIERDA	RIGHT / DERECHA	CV JOINT / IN JOINT	OBSERVACIONES
<b>SKODA</b>				
<b>FABIA (6Y2), Combi (6Y5), Sedán (6Y3)</b>				1999 -> 2008
1.2 (54CV - 64CV) 1.4 (60CV - 68CV) 1.4 16V (100CV - 75CV) 1.9 SDI (64CV)	<b>22310</b> 500mm	<b>22311</b> 756mm	<b>21221</b>  <b>21005</b>	A: 36 B: 30 C: 52 Q: 94/94
1.9 TDI RS (130CV)	<b>22316</b> 465mm	<b>22317</b> 775mm	<b>21456</b>  <b>21014</b>	A: 36 B: 27 C: 525 Q: 108/108
1.4 TDI (70CV - 80CV) 1.9 TDI (100CV) 2.0 (116CV)	<b>22312</b> 475mm	<b>22313</b> 761mm	<b>21221</b>	A: 36 B: 30 C: 52 Q: 94/94
<b>FABIA</b>				2007 -> 2014
1.4 TDI (70CV - 80CV) 1.6 (105CV) 1.9 TDI (105CV)	<b>22312</b> 475mm	<b>22313</b> 761mm	<b>21221</b>	A: 36 B: 30 C: 52 Q: 94/94
<b>FAVORIT (781)</b>				1989 -> 1994
1.3 (781) 68CV 1.3 135 (781) 57CV - 58CV - 60CV 1.3 135 X,LX,GLX (781) 54CV 1.3 135L (781) 58CV 1.3 136 (781) 61CV	<b>22314</b> 600mm	<b>22315</b> 865mm	<b>21060</b>	A: 22 B: 22 C: 47 Q: 77/77 Me: 22/22 P: 80/80
<b>FAVORIT Forman (785), Pick-up (787)</b>				1991 -> 1995
1.3 (68CV) 1.3 (135 E) 54CV 1.3 (135) 60CV 1.3 (136) 61CV	<b>22314</b> 600mm	<b>22315</b> 865mm	<b>21060</b>	A: 22 B: 22 C: 47 Q: 77/77 Me: 22/22 P: 80/80

MARCA / MODELO / MOTOR	LEFT / IZQUIERDA	RIGHT / DERECHA	CV JOINT / IN JOINT	OBSERVACIONES
<b>SKODA</b>				
<b>FELICIA II (6U1), Kombi (6U5), Fun, Kombi (6U5)</b>				1998 -> 2001
1.3 (54CV - 58CV - 68CV) 1.6 (75CV) 1.9 D (64CV)	<b>22314</b> 600mm	<b>22315</b> 865mm	<b>21060</b>	A: 22 B: 22 C: 47 Q: 77/77 Me: 22/22 P: 80/80
<b>OCTAVIA (1U2), Combi (1U5)</b>				1996 -> 2010
1.4 16v (75CV) 1.6 (100CV) 1.9 SDI (70CV)	<b>22338</b> 555mm	<b>22339</b> 820mm	<b>21239</b>  <b>21005</b>	A: 36 B: 30 C: 53 Q: 94/94
1.8 (125CV) 1.8 T (150CV) 1.9 TDI (100CV - 110CV - 90CV)	<b>22340</b> 558mm	<b>22341</b> 820mm	<b>21238</b>  <b>21003</b>	A: 36 B: 30 C: 53 Q: 100/100
1.9 TDI (130CV) RS 1.8 T (180CV)	<b>22332</b> 520mm	<b>22333</b> 805mm	<b>21225</b>  <b>21014</b>	A: 36 B: 27 C: 53 Q: 108/108
<b>OCTAVIA (1Z3), Combi (1Z5)</b>				2004 -> 2013
1.4 (75CV - 80CV)	<b>221402</b> 558mm	<b>221403</b> 779mm	<b>21677</b>  <b>21005</b>	A: 36 B: 30 C: 60 Q: 94
1.4 TSI (122CV)	<b>221449</b> 530mm		<b>21454</b>  <b>21003</b>	A: 36 B: 30 C: 60 Q: 100
1.6 (102CV) 1.6 FSI (115CV) 1.9 TDI (105CV) 2.0 FSI (150CV)	<b>22318</b> 523mm	<b>22319</b> 810mm	<b>21454</b>  <b>21003</b>	A: 36 B: 30 C: 60 Q: 100

MARCA / MODELO / MOTOR	LEFT / IZQUIERDA	RIGHT / DERECHA	CV JOINT / IN JOINT	OBSERVACIONES
<b>SKODA</b>				
<b>OCTAVIA (1Z3), Combi (1Z5)</b>				<b>2004 -&gt; 2013</b>
1.6 (102CV)	<b>221391</b> 586mm	<b>221392</b> 883mm	<b>21541</b>	<b>Automatic</b> A: 36 B: 27 C: 60 Me: 26/26 P: 68/68
1.6 (102CV) 1.6 LPG (102CV) 1.6 MultiFuel (102CV)	<b>221163</b> 546mm	<b>221164</b> 798mm	<b>21454</b>  <b>21003</b>	A: 36 B: 30 C: 60 Q: 100
1.6 FSI (115CV)	<b>221090</b> 557mm	<b>221091</b> 787mm	<b>21454</b>  <b>21003</b>	A: 36 B: 30 C: 60 Q: 100
1.8 TSI (160CV)	<b>221026</b> 517mm	<b>221053</b> 807mm	<b>21541</b>  <b>21014</b>	A: 36 B: 27 C: 60 Q: 108
1.6 (102CV) 2.0 FSI (150CV)	<b>221391</b> 586mm	<b>221392</b> 883mm	<b>21541</b>	<b>Automatic</b> A: 36 B: 27 C: 60 Me: 26/26 P: 68/68
1.9 TDI (105CV) 2.0 TDI (136CV - 140CV) 2.0 TDI 16V (140CV) 2.0 TDI RS (170CV)	<b>221071</b> 485mm	<b>221095</b> 761mm	<b>21541</b>	<b>Automatic</b> A: 36 B: 27 C: 60 Q: 119/119
2.0 RS (200CV) 2.0 TDI (136CV - 140CV) 2.0 TDI 16V (140CV)	<b>221014</b> 489mm	<b>221015</b> 795mm	<b>21541</b>  <b>21014</b>	A: 36 B: 27 C: 60 Q: 108
2.0 TDI 16V (140CV)	<b>221071</b> 485mm	<b>221072</b> 800mm	<b>21541</b>	<b>Automatic</b> A: 36 B: 27 C: 60 Q: 119/130 Mi: 23 P: 315

MARCA / MODELO / MOTOR	LEFT / IZQUIERDA	RIGHT / DERECHA	CV JOINT / IN JOINT	OBSERVACIONES
<b>SKODA</b>				
<b>OCTAVIA Combi (5E5), (5E3)</b>				2014 ->
1.6 (102CV) 2.0 FSI (150CV)	<b>221391</b> 586mm	<b>221392</b> 883mm	<b>21541</b>	<b>Automatic</b> A: 36 B: 27 C: 60 Me: 26/26 P: 68/68
<b>RAPID (NH3), Spaceback (NH1)</b>				2012 ->
1.6 TDI (105CV - 90CV)	<b>221591</b> 493mm	<b>221526</b> 784mm	<b>21221</b>  <b>21003</b>	A: 36 B: 30 C: 52 Q: 100
<b>ROOMSTER (5J)</b>				2006 -> 2015
1.2 (64CV) 1.4 (86CV)	<b>22310</b> 500mm	<b>22311</b> 756mm	<b>21061</b>  <b>21005</b>	A: 36 B: 30 C: 52 Q: 94/94
1.4 TDI (70CV - 80CV)	<b>22312</b> 475mm	<b>22313</b> 761mm	<b>21221</b>	A: 36 B: 30 C: 52 Q: 94/94
<b>SUPERB (3U4)</b>				2005 -> 2008
1.9 TDI (105CV - 115CV)	<b>22376</b> 601mm	<b>22377</b> 620mm	<b>21224</b>	A: 33 B: 27 C: 60 Q: 130/130 ABS: 45
1.9 TDI (130CV) 2.0 TDI (140CV) 2.5 TDI (155CV - 163CV) 2.8 V6 (193CV)	<b>22370</b> 605mm	<b>22371</b> 625mm	<b>21227A</b>	A: 38 B: 27 C: 60 Q: 130/130 ABS: 45
1.9 TDI (130CV) 2.5 TDI (155CV - 163CV) 2.8 V6 (193CV)	<b>22372</b> 553mm	<b>22373</b> 524mm	<b>21227A</b>	<b>Automatic</b> A: 38 B: 27 C: 60 Q: 130/130 ABS: 45

MARCA / MODELO / MOTOR	LEFT / IZQUIERDA	RIGHT / DERECHA	CV JOINT / IN JOINT	OBSERVACIONES
<b>SKODA</b>				
<b>SUPERB Kombi (3T5), (3T4)</b>				<b>2009 -&gt; 2015</b>
1.8 TSI 4x4 (160CV) 2.0 TDI 4x4 (170CV)	<b>221014</b> 489mm	<b>221015</b> 795mm	<b>21541</b>  <b>21014</b>	A: 36 B: 27 C: 60 Q: 108
1.8 TSI (160CV)	<b>221026</b> 517mm	<b>221053</b> 807mm	<b>21541</b>  <b>21014</b>	A: 36 B: 27 C: 60 Q: 108
1.8 TSI 4x4 (160CV) 2.0 TDI 4x4 (170CV)		<b>221567</b> 603mm	<b>21541</b>  <b>21014</b>	<b>Automatic</b> A: 36 B: 27 C: 60 Q: 108  ABS: 45
2.0 TDI (140CV - 170CV) 2.0 TDI 16V (140CV)	<b>221071</b> 485mm	<b>221095</b> 761mm	<b>21541</b>	A: 36 B: 27 C: 60 Q: 119/119  ABS: 45
<b>YETI (5L)</b>				<b>2009 -&gt;</b>
1.2 TSI (105CV) 1.4 TSI (122CV)	<b>221449</b> 530mm		<b>21454</b>  <b>21003</b>	A: 36 B: 30 C: 60 Q: 100
1.6 (110CV)	<b>221391</b> 586mm	<b>221392</b> 883mm	<b>21541</b>	<b>Automatic</b> A: 36 B: 27 C: 60 Me: 26/26 P: 68/68
1.8 TSI 4x4 (152CV - 160CV) 2.0 TDI 4x4 (110CV - 140CV - 170CV)	<b>221014</b> 489mm	<b>221015</b> 795mm	<b>21541</b>  <b>21014</b>	A: 36 B: 27 C: 60 Q: 108
2.0 TDI (150CV) 2.0 TDI 4x4 (110CV - 140CV - 150CV - 170CV)		<b>221567</b> 603mm	<b>21541</b>  <b>21014</b>	<b>Automatic</b> A: 36 B: 27 C: 60 Q: 108

MARCA / MODELO / MOTOR


LEFT / IZQUIERDA

RIGHT / DERECHA

CV JOINT / IN JOINT


OBSERVACIONES

**SKODA**





MARCA / MODELO / MOTOR	LEFT / IZQUIERDA	RIGHT / DERECHA	CV JOINT / IN JOINT	OBSERVACIONES
<b>SUBARU</b>				
<b>IMPREZA Sedán (GD)</b>				2001 ->
2.0 WRX STi AWD (265CV)	<b>221493</b> 785mm	<b>221493</b> 785mm	<b>21865</b>	A: 27 B: 29 C: 56 Me: 25 P: 78 ABS: 44



MARCA / MODELO / MOTOR	LEFT / IZQUIERDA	RIGHT / DERECHA	CV JOINT / IN JOINT	OBSERVACIONES
<b>SUZUKI</b>				
<b>GRAND VITARA I (FT)</b>				1998 -> 2005
1.6 4x4 (94CV) 2.0 4x4 (128CV) 2.0 HDI 110 (109CV) 2.0 HDI 110 16V (109CV) 2.0 TD (87CV) 2.5 V6 24V (FT) (144CV) 2.5 V6 24V 4x4 (158CV) 2.7 4x4 (173CV - 184CV)	<b>221546</b> 540mm	<b>221547</b> 607mm	<b>21809</b>	A: 26 B: 32 C: 48 Q: 75/78 Me: 26 P: 97

MARCA / MODELO / MOTOR	LEFT / IZQUIERDA	RIGHT / DERECHA	CV JOINT / IN JOINT	OBSERVACIONES
<b>TOYOTA</b>				
<b>AURIS (NRE15_, ZZE15_, ADE15_, ZRE15_, NDE15_)</b>				<b>2007 -&gt; 2012</b>
1.33 Dual-VVTi (101CV - 99CV) 1.4 VVTi (97CV) 1.6 (132CV) 1.6 VVTi (124CV)	<b>221504</b> 663mm	<b>221505</b> 944mm	<b>21864</b>	A: 26 B: 23 C: 63 Me: 23/23 P: 60/60
1.4 D-4D (90CV) 1.6 (132CV) 1.6 VVTi (124CV) 1.8 (147CV)	<b>221506</b> 665mm	<b>221507</b> 943mm	<b>21864</b>	A: 26 B: 23 C: 63 Q: 93/93 Me: 20/20 P: 64/64
<b>AVENSIS (_T22_), Liftback</b>				<b>1997 -&gt; 2003</b>
1.6 (AT220_) (101CV) 1.6 (AT220_) (110CV) 1.8 (AT221_) (110CV) 2.0 (ST220_) (128CV) 2.0 VVT-i (150CV)			<b>21053</b>	A: 26 B: 23 C: 56 ABS: 48
2.0 D-4D (CDT220_) (110CV)			<b>21550</b>	A: 26 B: 24 C: 56
<b>AVENSIS (T25_), Sedán (T25), Kombi (T25)</b>				<b>2003 -&gt; 2008</b>
2.0 D-4D (116CV - 126CV)	<b>221412</b> 603mm	<b>221413</b> 965mm	<b>21836</b>	<b>6 velocidades</b> A: 26 B: 25 C: 58 Q: 90 Me: 24/24 P: 67 ABS: 48
2.0 D-4D (116CV)	<b>221410</b> 615mm	<b>221411</b> 960mm	<b>21835</b>	<b>5 velocidades</b> A: 26 B: 25 C: 58 Q: 91/91 Me: 24/24 P: 67/380 ABS: 48
<b>AYGO (WNB1_, KGB1_)</b>				<b>2005 -&gt;</b>
1.0 (KGB10) (68CV)	<b>221389</b> 650mm	<b>221390</b> 840mm	<b>21830</b>	A: 24 B: 20 C: 49 Q: 73/73 Me: 23/23 P: 60/60

MARCA / MODELO / MOTOR	LEFT / IZQUIERDA	RIGHT / DERECHA	CV JOINT / IN JOINT	OBSERVACIONES
<b>TOYOTA</b>				
<b>AYGO (WNB1_, KGB1_)</b>				2005 ->
1.4 HDi (WNB10) (54CV)	<b>221425</b> 590mm	<b>221576</b> 897mm	<b>21830</b>	A: 24 B: 20 C: 49 Q: 73 Me: 23/23 P: 60/60
<b>COROLLA (ZZE12, NDE12, ZDE12), Kombi, Verso</b>				2002 -> 2006
1.4 VVT-i (97CV) 1.6 VVT-i (110CV)	<b>221406</b> 665mm	<b>221407</b> 943mm	<b>21549</b>	A: 26 B: 23 C: 58 Q: 93/93 Me: 20/20 P: 64/64 ABS: 48
1.6 VVT-i (110CV)	<b>221408</b> 635mm	<b>221409</b> 918mm	<b>21834</b>	<b>Automatic</b> A: 26 B: 25 C: 58 Q: 80/80 Me: 23/23 P: 60/60 ABS: 48
<b>COROLLA Verso (ZDE12_, CDE12_)</b>				2002 -> 2004
1.6 VVT-i (110CV) 1.8 VVT-i (135CV)	<b>221406</b> 665mm	<b>221407</b> 943mm	<b>21549</b>	A: 26 B: 23 C: 58 Q: 93/93 Me: 20/20 P: 64/64 ABS: 48
1.8 VVT-i (135CV)	<b>221408</b> 635mm	<b>221409</b> 918mm	<b>21834</b>	<b>Automatic</b> A: 26 B: 25 C: 58 Q: 80/80 Me: 23/23 P: 60/60 ABS: 48
<b>LAND CRUISER (KDJ12_, GRJ12_)</b>				2002 -> 2010
2.7 (RZJ12) (152CV) 3.0 D-4D (KDJ120) (166CV) 3.0 D-4D (KDJ120, KDJ125) (173CV) 3.0 D-4D (KDJ120, KDJ150) (163CV) 3.0 D-4D (KZJ12) (125CV) 4.0 (GRJ12) (249CV)			<b>21724</b>	A: 30 B: 30 C: 70

MARCA / MODELO / MOTOR	LEFT / IZQUIERDA	RIGHT / DERECHA	CV JOINT / IN JOINT	OBSERVACIONES
<b>TOYOTA</b>				
<b>LAND CRUISER 100 (_J10_)</b>				2002 ->
4.2 TD (HDJ100_) (204CV) 4.7 (238CV) 4.7 (UZJ100_) (235CV)			<b>21723</b>	A: 30 B: 30 C: 72,6
<b>LAND CRUISER 100 (FZJ1_, UZJ1_)</b>				1998 -> 2007
4.2 TD (HDJ100_) (204CV) 4.7 (UZJ100_) (238CV) 4.7 (UZJ100_) (235CV)	<b>221564</b> 708mm	<b>221564</b> 708mm	<b>21722</b>	A: 30 B: 30 C: 73 Q: 102/102 Me: 30/30 P: 77/77
<b>LAND CRUISER 100 (LJ12__, K2J12_)</b>				2002 -> 2009
3.0 D-4D (125CV) 3.0 D-4D (163CV) 3.0 D-4D (166CV) 3.0 D-4D (173CV)	<b>221371</b> 645mm	<b>221371</b> 645mm	<b>21725</b>	A: 30 B: 30 C: 70 Me: 30 P: 96
<b>YARIS (SCP1, NLP1, NCP1), VERSO</b>				1999 -> 2005
1.3 (87CV) 1.3 16V (86CV) 1.4 D-4D (75CV - 90CV)	<b>221529</b> 638mm	<b>221530</b> 877mm	<b>21058</b>	A: 24 B: 22 C: 58 Me: 23/23 P: 60/60 ABS: 48
<b>YARIS (SCP9_, NSP9_, KSP9_, NCP9_, ZSP9_)</b>				2005 ->
1.0 VVT-i (69CV) 1.3 VVT-i (87CV)		<b>221571</b> 884mm		A: 26 B: 24 C: 56 Me: 23 P: 60
1.4 D-4D (90CV)	<b>221569</b> 653mm			A: 26 B: 24 C: 56 Me: 20 P: 64

MARCA / MODELO / MOTOR	LEFT / IZQUIERDA	RIGHT / DERECHA	CV JOINT / IN JOINT	OBSERVACIONES
<b>VOLKSWAGEN</b>				
<b>BORA (1J2), Kombi (1J6)</b>				1998 -> 2005
1.4 16v (75CV) 1.6 (100CV) 1.9 SDI (70CV)	<b>22338</b> 555mm	<b>22339</b> 820mm	<b>21239</b>  <b>21005</b>	A: 36 B: 30 C: 53 Q: 94/94
1.6 (101CV - 102CV) 1.8 T (150CV) 2.0 (115CV) 2.3 V5 (150CV - 170CV)	<b>22320</b> 550mm	<b>22321</b> 815mm	<b>21238</b>	A: 36 B: 30 C: 53 Q: 94/94
1.8 (125CV) 1.8 4motion (125CV) 1.8 T (150CV) 1.9 TDI (101CV - 110CV - 90CV) 1.9 TDI 4motion (101CV - 90CV) 2.0 (115CV)	<b>22340</b> 558mm	<b>22341</b> 820mm	<b>21238</b>  <b>21003</b>	A: 36 B: 30 C: 53 Q: 100/100
1.8 T (150CV) 1.9 TDI (101CV - 115CV - 130CV) 2.3 V5 (170CV)	<b>221183</b> 521mm	<b>221184</b> 815mm	<b>21225</b>	<b>Automatic</b> A: 36 B: 27 C: 53 Q: 130/130
1.8 T (180CV) 1.9 TDI (115CV - 150CV) 1.9 TDI 4motion (115CV - 150CV) 2.3 V5 (170CV) 2.3 V5 4motion (170CV)	<b>22332</b> 520mm	<b>22333</b> 805mm	<b>21225</b>  <b>21014</b>	A: 36 B: 27 C: 53 Q: 108/108
<b>CADDY I (14)</b>				1982 -> 1992
1.5 (70CV) 1.6 (75CV) 1.6 D (55CV) 1.8 (95CV)	<b>22962</b> 537mm	<b>22963</b> 773mm	<b>21229</b>  <b>21005</b>	A: 22 B: 30 C: 53 Q: 94/94
<b>CADDY II Furgón (9K9A), Kombi (9K9B)</b>				1995 -> 2004
1.4 (75CV) 1.9 D (64CV) 1.9 SDI (64CV) 60 1.4 (60CV)	<b>22962</b> 537mm	<b>22963</b> 773mm	<b>21229</b>  <b>21005</b>	A: 22 B: 30 C: 53 Q: 94/94

MARCA / MODELO / MOTOR	LEFT / IZQUIERDA	RIGHT / DERECHA	CV JOINT / IN JOINT	OBSERVACIONES
<b>VOLKSWAGEN</b>				
<b>CADDY II Furgón (9K9A), Kombi (9K9B)</b>				1995 -> 2004
1.9 TDI (90CV)	<b>22964</b> 530mm	<b>22965</b> 770mm	<b>21232</b>  <b>21003</b>	A: 22 B: 30 C: 51 Q: 100/100
<b>CADDY II Pick-up (9U7)</b>				1996 -> 2000
1.6 (75CV) 1.9 D (64CV)	<b>22314</b> 600mm	<b>22315</b> 865mm	<b>21060</b>	A: 22 B: 22 C: 47 Q: 77/77 Me: 22/22 P: 80/80
1.9 D (64CV)	<b>22962</b> 537mm	<b>22963</b> 773mm	<b>21229</b>  <b>21005</b>	A: 22 B: 30 C: 53 Q: 94/94
<b>CADDY III Furgón (2KA, 2KH, 2CA, 2CH),Kombi</b>				2004 -> 2010
1.2 TSI (105CV) 1.6 TDI (102CV - 75CV) 1.9 TDI (105CV - 75CV) 1.9 TDI (105CV - 75CV) 1.9 TDI 4motion (105CV) 2.0 TDI (110CV)	<b>221026</b> 517mm	<b>221053</b> 807mm	<b>21541</b>  <b>21014</b>	A: 36 B: 27 C: 60 Q: 108
1.6 (102CV) 1.9 TDI (75CV) 2.0 EcoFuel (109CV) 2.0 SDI (70CV)	<b>22318</b> 523mm	<b>22319</b> 810mm	<b>21454</b>  <b>21003</b>	A: 36 B: 30 C: 60 Q: 100
1.9 TDI (105CV) 2.0 TDI 16V (140CV)	<b>221071</b> 485mm	<b>221095</b> 761mm	<b>21541</b>	<b>Automatic</b> A: 36 B: 27 C: 60 Q: 119/119
1.9 TDI 4motion (105CV) 2.0 TDI 4motion (110CV)	<b>221014</b> 489mm	<b>221015</b> 795mm	<b>21541</b>  <b>21014</b>	A: 36 B: 27 C: 60 Q: 108

MARCA / MODELO / MOTOR	LEFT / IZQUIERDA	RIGHT / DERECHA	CV JOINT / IN JOINT	OBSERVACIONES
<b>VOLKSWAGEN</b>				
<b>CADDY III Furgón (2KA, 2KH, 2CA, 2CH), Kombi</b>				<b>2004 -&gt; 2010</b>
1.9 TDI 4motion (105CV) 2.0 TDI 4motion (110CV)		<b>221567</b> 603mm	<b>21541</b>  <b>21014</b>	<b>Automatic</b> A: 36 B: 27 C: 60 Q: 108
2.0 TDI (140CV)	<b>221071</b> 485mm	<b>221072</b> 800mm	<b>21541</b>	<b>Automatic</b> A: 36 B: 27 C: 60 Q: 119/130 Mi: 23 P: 315
1.4 (75CV) 1.4 16V (80CV)	<b>221402</b> 558mm	<b>221403</b> 779mm	<b>21677</b>  <b>21005</b>	A: 36 B: 30 C: 59 Q: 94
<b>CC (358)</b>				<b>2011 -&gt;</b>
1.8 TSI (160CV)	<b>221026</b> 517mm	<b>221053</b> 807mm	<b>21541</b>  <b>21014</b>	A: 36 B: 27 C: 60 Q: 108
2.0 TDI (136CV - 140CV)	<b>221071</b> 485mm	<b>221095</b> 761mm	<b>21541</b>	<b>Automatic</b> A: 36 B: 27 C: 60 Q: 119/119
2.0 TDI (136CV - 140CV) 2.0 TDI 4motion (140CV)	<b>221014</b> 489mm	<b>221015</b> 795mm	<b>21541</b>  <b>21014</b>	A: 36 B: 27 C: 60 Q: 108
2.0 TDI 4motion (140CV)		<b>221567</b> 603mm	<b>21541</b>  <b>21014</b>	<b>Automatic</b> A: 36 B: 27 C: 60 Q: 108



MARCA / MODELO / MOTOR	LEFT / IZQUIERDA	RIGHT / DERECHA	CV JOINT / IN JOINT	OBSERVACIONES
<b>VOLKSWAGEN</b>				
<b>CORRADO (53I)</b>				1988 -> 1995
1.8 16V (136CV) 1.8 G60 (160CV) 2.0 i (115CV) 2.0 i 16V (136CV)	<b>22964</b> 530mm	<b>22965</b> 770mm	<b>21232</b>  <b>21003</b>	A: 22 B: 30 C: 51 Q: 100/100
2.9 VR6 (190CV)	<b>22990</b> 547mm	<b>22991</b> 787mm	<b>21238</b>  <b>21003</b>	A: 36 B: 30 C: 53 Q: 100/100
<b>CRAFTER 30-35 Bus (2E_), Furgón (2E_)</b>				2006 -> 2011
2.5 TDI (88CV)	<b>221027</b> 647mm	<b>221028</b> 866mm	<b>21452</b>	A: 38 B: 27 C: 63 Q: 108/104 Mi: 26 P: 205
<b>EOS (1F7, 1F8)</b>				2007 ->
1.4 TSI (122CV)	<b>221449</b> 530mm		<b>21454</b>  <b>21003</b>	A: 36 B: 30 C: 60 Q: 100
1.6 FSI (115CV) 2.0 FSI (150CV)	<b>22318</b> 523mm	<b>22319</b> 810mm	<b>21454</b>  <b>21003</b>	A: 36 B: 30 C: 60 Q: 100
2.0 TDI (136CV - 140CV) 2.0 TDI 16V (140CV) 2.0 TFSI (200CV) 2.0 TSI (210CV)	<b>221014</b> 489mm	<b>221015</b> 795mm	<b>21541</b>  <b>21014</b>	A: 36 B: 27 C: 60 Q: 108
2.0 TDI (136CV - 140CV) 2.0 TDI 16V (140CV)	<b>221071</b> 485mm	<b>221095</b> 761mm	<b>21541</b>	<b>Automatic</b> A: 36 B: 27 C: 60 Q: 119/119

MARCA / MODELO / MOTOR	LEFT / IZQUIERDA	RIGHT / DERECHA	CV JOINT / IN JOINT	OBSERVACIONES
<b>VOLKSWAGEN</b>				
<b>EOS (1F7, 1F8)</b>				2007 ->
2.0 TDI (140CV) 2.0 TFSI (200CV)	<b>221071</b> 485mm	<b>221072</b> 800mm	<b>21541</b>	<b>Automatic</b> A: 36 B: 27 C: 60 Q: 119/130 Mi: 23 P: 315
<b>FOX (5Z1, 5Z3)</b>				2005 ->
1.4 TDI (70CV)	<b>22312</b> 475mm	<b>22313</b> 761mm	<b>21221</b>	A: 36 B: 30 C: 52 Q: 94/94
<b>GOLF I (17), Cabriolet (155)</b>				1974 -> 1984
1.1 (50CV - 52CV) 1.3 (60CV) 1.5 (70CV) 1.5 D (50CV) 1.6 (75CV) 1.6 D (54CV) 1.6 GTI (110CV) 1.6 TD (70CV) 1.8 GTI (112CV)	<b>22952</b> 559mm	<b>22953</b> 751mm	<b>21231</b>  <b>21005</b>	A: 22 B: 30 C: 53 Q: 94/94
1.6 (75CV) 1.8 GTI (112CV)	<b>22962</b> 537mm	<b>22963</b> 773mm	<b>21229</b>  <b>21005</b>	A: 22 B: 30 C: 53 Q: 94/94
1.8 GTI (112CV)	<b>22964</b> 530mm	<b>22965</b> 770mm	<b>21232</b>  <b>21003</b>	A: 22 B: 30 C: 51 Q: 100/100
<b>GOLF II (19E, 1G1)</b>				1983 -> 1985
1.0 (45CV)	<b>22952</b> 559mm	<b>22963</b> 773mm	<b>21231</b>  <b>21005</b>	A: 22 B: 30 C: 53 Q: 94/94

MARCA / MODELO / MOTOR	LEFT / IZQUIERDA	RIGHT / DERECHA	CV JOINT / IN JOINT	OBSERVACIONES
<b>VOLKSWAGEN</b>				
<b>GOLF II (19E, 1G1)</b>				1983 -> 1985
1.0 (50CV) 1.3 (55CV) 1.3 KAT (55CV)	<b>22952</b> 559mm	<b>22953</b> 751mm	<b>21231</b>  <b>21005</b>	A: 22 B: 30 C: 53 Q: 94/94
1.6 (70CV - 72CV - 75CV) 1.6 D (54CV) 1.6 TD (60CV - 70CV - 80CV) 1.8 (84CV - 90CV) 1.8 i KAT (90CV) 1.8 Syncro (90CV - 98CV)	<b>22962</b> 537mm	<b>22963</b> 773mm	<b>21229</b>  <b>21005</b>	A: 22 B: 30 C: 53 Q: 94/94
1.8 GTI (107CV - 112CV) 1.8 GTI 16V (129CV - 139CV)	<b>22964</b> 530mm	<b>22965</b> 770mm	<b>21232</b>  <b>21003</b>	A: 22 B: 30 C: 51 Q: 100/100
<b>GOLF III (1H1), Cabriolet (1E7), Variant (1H5)</b>				1991 -> 1997
1.6 (70CV - 75CV)	<b>22984</b> 585mm	<b>22979</b> 795mm	<b>21231</b>  <b>21005</b>	A: 22 B: 30 C: 53 Q: 94/94
1.6 (70CV - 75CV) 1.9 D (67CV)	<b>22984</b> 585mm	<b>22985</b> 785mm	<b>21231</b>  <b>21005</b>	A: 22 B: 30 C: 53 Q: 94/94
1.8 (75CV - 90CV) 1.8 Syncro (1HX1) (90CV) 1.9 TD, GTD (75CV) 1.9 TDI (110CV - 90CV) 1.9 TDI Syncro (1HX1) (90CV)	<b>22986</b> 558mm	<b>22987</b> 793mm	<b>21232</b>  <b>21003</b>	A: 22 B: 30 C: 51 Q: 100/100
2.0 (115CV) 2.0 GTI 16V (150CV) 2.8 VR6 (174CV) 2.9 VR6 Syncro (1HX1) (190CV)	<b>22990</b> 547mm	<b>22991</b> 787mm	<b>21238</b>  <b>21003</b>	A: 36 B: 30 C: 53 Q: 100/100

MARCA / MODELO / MOTOR	LEFT / IZQUIERDA	RIGHT / DERECHA	CV JOINT / IN JOINT	OBSERVACIONES
<b>VOLKSWAGEN</b>				
<b>GOLF IV (1J1), Variant (1J5), Cabriolet (1E7)</b>				1997 -> 2005
1.4 16v (75CV) 1.6 (100CV) 1.9 SDI (70CV)	<b>22338</b> 555mm	<b>22339</b> 820mm	<b>21239</b>  <b>21005</b>	A: 36 B: 30 C: 53 Q: 94/94
1.6 16v (105CV)	<b>22997</b> 550mm	<b>22998</b> 806mm	<b>21238</b>	A: 36 B: 30 C: 53 Q: 74/74
1.6 FSI (110CV) 1.8 T (150CV) 2.3 V5 (150CV - 170CV) 2.3 V5 4motion (170CV)	<b>22320</b> 550mm	<b>22321</b> 815mm	<b>21238</b>  <b>21005</b>	A: 36 B: 30 C: 53 Q: 94/94
1.8 (125CV) 1.8 4motion (125CV) 1.9 TDI (101CV - 110CV - 90CV) 1.9 TDI 4motion (101CV - 90CV) 2.0 (115CV) 2.0 4motion (115CV)	<b>22340</b> 558mm	<b>22341</b> 820mm	<b>21238</b>  <b>21003</b>	A: 36 B: 30 C: 53 Q: 100/100
1.8 T (150CV) 1.9 TDI (115CV - 130CV) 2.3 V5 (170CV)	<b>221183</b> 521mm	<b>221184</b> 815mm	<b>21225</b>	<b>Automatic</b> A: 36 B: 27 C: 53 Q: 130/130
1.8 T GTI (180CV) 1.9 TDI (115CV - 130CV - 150CV) 1.9 TDI 4motion (115CV - 130CV - 150CV) 2.8 V6 4motion (204CV) 3.2 R32 4motion (241CV)	<b>22332</b> 520mm	<b>22333</b> 805mm	<b>21225</b>  <b>21014</b>	A: 36 B: 27 C: 53 Q: 108/108
<b>GOLF V (1K1), Variant (1K5)</b>				2003 -> 2008
1.4 16V (75CV - 80CV) 1.4 FSI (90CV)	<b>221402</b> 558mm	<b>221403</b> 779mm	<b>21677</b>  <b>21005</b>	A: 36 B: 30 C: 60 Q: 94

MARCA / MODELO / MOTOR	LEFT / IZQUIERDA	RIGHT / DERECHA	CV JOINT / IN JOINT	OBSERVACIONES
<b>VOLKSWAGEN</b>				
<b>GOLF V (1K1), Variant (1K5)</b>				<b>2003 -&gt; 2008</b>
1.4 TSI (140CV - 170CV) 2.0 GTI (200CV) 2.0 TDI (136CV - 140CV) 2.0 TDI 16V (140CV) 2.0 TDI 16V 4motion (140CV) 3.2 R32 4motion (250CV)	<b>221071</b> 485mm	<b>221072</b> 800mm	<b>21541</b>	<b>Automatic</b> A: 36 B: 27 C: 60 Q: 119/130 Mi: 23 P: 315
1.4 TSI (140CV - 170CV)		<b>221423</b> 764mm	<b>21541</b> <b>21014</b>	A: 36 B: 27 C: 60 Q: 108
1.6 (102CV) 1.6 FSI (115CV) 1.9 TDI (90CV) 2.0 FSI 4motion (150CV) 2.0 SDI (75CV)	<b>22318</b> 523mm	<b>22319</b> 810mm	<b>21454</b> <b>21003</b>	A: 36 B: 30 C: 60 Q: 100
1.6 (102CV)	<b>221163</b> 546mm	<b>221164</b> 798mm	<b>21454</b> <b>21003</b>	A: 36 B: 30 C: 60 Q: 100
1.6 (102CV) 2.0 FSI (150CV)	<b>221391</b> 586mm	<b>221392</b> 883mm	<b>21541</b>	<b>Automatic</b> A: 36 B: 27 C: 60 Me: 26/26 P: 68/68
1.6 FSI (115CV)	<b>221090</b> 557mm	<b>221091</b> 787mm	<b>21454</b> <b>21003</b>	A: 36 B: 30 C: 60 Q: 100
1.9 TDI (105CV) 2.0 TDI (136CV - 140CV - 170CV) 2.0 TDI 16V (140CV)	<b>221071</b> 485mm	<b>221095</b> 761mm	<b>21541</b>	<b>Automatic</b> A: 36 B: 27 C: 60 Q: 119/119
1.9 TDI 4motion (105CV) 2.0 GTI (200CV - 230CV) 2.0 TDI (136CV - 140CV) 2.0 TDI 16V (140CV) 2.0 TDI 16V 4motion (140CV) 2.0 TDI 4motion (140CV) 3.2 R32 4motion (250CV)	<b>221014</b> 489mm	<b>221015</b> 795mm	<b>21541</b> <b>21014</b>	A: 36 B: 27 C: 60 Q: 108

MARCA / MODELO / MOTOR	LEFT / IZQUIERDA	RIGHT / DERECHA	CV JOINT / IN JOINT	OBSERVACIONES
<b>VOLKSWAGEN</b>				
<b>GOLF V (1K1), Variant (1K5)</b>				2003 -> 2008
1.9 TDI 4motion (105CV)			<b>21541</b>	<b>Automatic</b>
2.0 TDI 16V 4motion (140CV)		<b>221567</b>		A: 36 B: 27 C: 60 Q: 108
2.0 TDI 4motion (140CV)		603mm	<b>21014</b>	
3.2 R32 4motion (250CV)			<b>21014</b>	
<b>GOLF VI (5K1), Cabriolet (517), Variant (AJ5)</b>				2008 -> 2012
1.4 (80CV)	<b>221402</b>	<b>221403</b>	<b>21677</b>	A: 36 B: 30 C: 60 Q: 94
	558mm	779mm	<b>21005</b>	
1.6 BiFuel (102CV)	<b>221163</b>	<b>221164</b>	<b>21454</b>	A: 36 B: 30 C: 60 Q: 100
	546mm	798mm	<b>21003</b>	
1.8 TSI (160CV)	<b>221026</b>	<b>221053</b>	<b>21541</b>	A: 36 B: 27 C: 60 Q: 108
	517mm	807mm	<b>21014</b>	
2.0 GTi (210CV)			<b>21541</b>	
2.0 TDI (136CV - 140CV)	<b>221014</b>	<b>221015</b>		A: 36 B: 27 C: 60 Q: 108
2.0 TDI 4motion (140CV)	489mm	795mm	<b>21014</b>	
2.0 TDI (110CV - 140CV - 170CV)	<b>221071</b>	<b>221095</b>	<b>21541</b>	<b>Automatic</b>
	485mm	761mm		A: 36 B: 27 C: 60 Q: 119/119
2.0 TDI 4motion (140CV)		<b>221567</b>	<b>21541</b>	<b>Automatic</b>
		603mm	<b>21014</b>	A: 36 B: 27 C: 60 Q: 108

MARCA / MODELO / MOTOR	LEFT / IZQUIERDA	RIGHT / DERECHA	CV JOINT / IN JOINT	OBSERVACIONES
<b>VOLKSWAGEN</b>				
<b>GOLF VII (5G1, BE1) 2014 -&gt;</b>				
1.6 (110CV)	<b>221391</b> 586mm	<b>221392</b> 883mm	<b>21541</b>	<b>Automatic</b> A: 36 B: 27 C: 60 Me: 26/26 P: 68/68
<b>GOLF PLUS (5M1, 521) 2005 -&gt; 2013</b>				
1.4 TSI (140CV - 170CV) 2.0 TDI (136CV - 140CV) 2.0 TDI 16V (140CV)	<b>221071</b> 485mm	<b>221072</b> 800mm	<b>21541</b>	<b>Automatic</b> A: 36 B: 27 C: 60 Q: 119/130 Mi: 23 P: 315
1.4 16V (75CV - 80CV) 1.4 FSI (90CV)	<b>221402</b> 558mm	<b>221403</b> 779mm	<b>21677</b>  <b>21005</b>	A: 36 B: 30 C: 60 Q: 94
1.4 TSI (140CV - 170CV)		<b>221423</b> 764mm	<b>21541</b>  <b>21014</b>	A: 36 B: 27 C: 60 Q: 108
1.4 TSI (122CV)	<b>221449</b> 530mm		<b>21454</b>  <b>21003</b>	A: 36 B: 30 C: 60 Q: 100
1.6 (102CV) 1.6 FSI (115CV) 1.6 TDI (90CV)	<b>22318</b> 523mm	<b>22319</b> 810mm	<b>21454</b>  <b>21003</b>	A: 36 B: 30 C: 60 Q: 100
1.6 (102CV)	<b>221163</b> 546mm	<b>221164</b> 798mm	<b>21454</b>  <b>21003</b>	A: 36 B: 30 C: 60 Q: 100
1.6 (102CV) 2.0 FSI (150CV)	<b>221391</b> 586mm	<b>221392</b> 883mm	<b>21541</b>	<b>Automatic</b> A: 36 B: 27 C: 60 Me: 26/26 P: 68/68

MARCA / MODELO / MOTOR	LEFT / IZQUIERDA	RIGHT / DERECHA	CV JOINT / IN JOINT	OBSERVACIONES
<b>VOLKSWAGEN</b>				
<b>GOLF PLUS (5M1, 521)</b>				2005 -> 2013
1.6 FSI (115CV)	<b>221090</b> 557mm	<b>221091</b> 787mm	<b>21454</b>  <b>21003</b>	A: 36 B: 30 C: 60 Q: 100
1.9 TDI (105CV) 2.0 TDI (110CV - 136CV - 140CV) 2.0 TDI 16V (140CV)	<b>221071</b> 485mm	<b>221095</b> 761mm	<b>21541</b>	<b>Automatic</b> A: 36 B: 27 C: 60 Q: 119/119
2.0 TDI (131CV - 136CV - 140CV) 2.0 TDI 16V (140CV)	<b>221014</b> 489mm	<b>221015</b> 795mm	<b>21541</b>  <b>21014</b>	A: 36 B: 27 C: 60 Q: 108
<b>GOLF SPORTSVAN (AM1)</b>				2014 ->
1.6 (110CV)	<b>221391</b> 586mm	<b>221392</b> 883mm	<b>21541</b>	<b>Automatic</b> A: 36 B: 27 C: 60 Me: 26/26 P: 68/68
<b>JETTA I (16)</b>				1978 -> 1984
1.1 (50CV) 1.3 (60CV) 1.5 (70CV) 1.5 D (50CV) 1.6 (85CV) 1.6 D (54CV) 1.6 GLI (110CV) 1.6 TD (70CV) 1.8 (112CV)	<b>22952</b> 559mm	<b>22953</b> 751mm	<b>21231</b>  <b>21005</b>	A: 22 B: 30 C: 53 Q: 94/94
<b>JETTA II (19E, 1G2, 165)</b>				1984 -> 1991
1.3 (55CV) 1.3 KAT (55CV)	<b>22952</b> 559mm	<b>22953</b> 751mm	<b>21231</b>  <b>21005</b>	A: 22 B: 30 C: 53 Q: 94/94



MARCA / MODELO / MOTOR	LEFT / IZQUIERDA	RIGHT / DERECHA	CV JOINT / IN JOINT	OBSERVACIONES
<b>VOLKSWAGEN</b>				
<b>JETTA II (19E, 1G2, 165)</b>				1984 -> 1991
1.6 (70CV - 72CV - 75CV) 1.6 D (54CV) 1.6 TD (60CV - 70CV - 80CV) 1.8 (84CV - 90CV) 1.8 KAT (90CV) 1.8 Syncro (90CV - 98CV)	<b>22962</b> 537mm	<b>22963</b> 773mm	<b>21229</b>  <b>21005</b>	A: 22 B: 30 C: 53 Q: 94/94
1.8 (107CV - 112CV) 1.8 16V (129CV - 140CV)	<b>22964</b> 530mm	<b>22965</b> 770mm	<b>21232</b>  <b>21003</b>	A: 22 B: 30 C: 51 Q: 100/100
<b>JETTA III (1K2)</b>				2007 -> 2010
1.4 TSI (122CV)	<b>221449</b> 530mm		<b>21454</b>  <b>21003</b>	A: 36 B: 30 C: 60 Q: 100
1.4 TSI (140CV - 170CV)		<b>221423</b> 764mm	<b>21541</b>  <b>21014</b>	A: 36 B: 27 C: 60 Q: 108
1.4 TSI (170CV) 2.0 TDI (136CV - 140CV - 170CV) 2.0 TDI 16V (140CV) 2.0 TFSI (200CV) 2.5 (150CV)	<b>221071</b> 485mm	<b>221072</b> 800mm	<b>21541</b>	<b>Automatic</b> A: 36 B: 27 C: 60 Q: 119/130 Mi: 23 P: 315
1.6 (102CV) 1.6 FSI (115CV) 1.9 TDI (105CV) 2.0 FSI (150CV)	<b>22318</b> 523mm	<b>22319</b> 810mm	<b>21454</b>  <b>21003</b>	A: 36 B: 30 C: 60 Q: 100
1.6 (102CV)	<b>221163</b> 546mm	<b>221164</b> 798mm	<b>21454</b>  <b>21003</b>	A: 36 B: 30 C: 60 Q: 100
1.6 (102CV) 2.0 FSI (150CV)	<b>221391</b> 586mm	<b>221392</b> 883mm	<b>21541</b>	<b>Automatic</b> A: 36 B: 27 C: 60 Me: 26/26 P: 68/68

MARCA / MODELO / MOTOR	LEFT / IZQUIERDA	RIGHT / DERECHA	CV JOINT / IN JOINT	OBSERVACIONES
<b>VOLKSWAGEN</b>				
<b>JETTA III (1K2)</b>				2007 -> 2010
1.6 FSI (115CV)	<b>221090</b> 557mm	<b>221091</b> 787mm	<b>21454</b>  <b>21003</b>	A: 36 B: 30 C: 60 Q: 100
1.9 TDI (105CV) 2.0 TDI (136CV - 140CV) 2.0 TDI 16V (140CV)	<b>221071</b> 485mm	<b>221095</b> 761mm	<b>21541</b>	<b>Automatic</b> A: 36 B: 27 C: 60 Q: 119/119
2.0 TDI (136CV - 140CV) 2.0 TDI 16V (140CV) 2.0 TFSI (200CV)	<b>221014</b> 489mm	<b>221015</b> 795mm	<b>21541</b>  <b>21014</b>	A: 36 B: 27 C: 60 Q: 108
<b>JETTA IV (162, 163)</b>				2011 ->
1.2 TSI (105CV) 1.4 TSI (122CV)	<b>221449</b> 530mm		<b>21454</b>  <b>21003</b>	A: 36 B: 30 C: 60 Q: 100
1.6 (105CV)	<b>221090</b> 557mm	<b>221091</b> 787mm	<b>21454</b>  <b>21003</b>	A: 36 B: 30 C: 60 Q: 100
<b>LUPO (6X1, 6E1)</b>				1999 -> 2005
1.4 TDI (75CV)	<b>221010</b> 526mm	<b>221011</b> 712mm	<b>21702</b>  <b>21005</b>	A: 22 B: 30 C: 53 Q: 94/94
<b>MULTIVAN V (7HM, 7HN, 7HF, 7EF, 7EM, 7EN)</b>				2003 -> 2009
1.9 TDI (102CV - 105CV - 84CV - 85CV) 2.0 (115CV)	<b>221027</b> 647mm	<b>221028</b> 866mm	<b>21452</b>	A: 38 B: 27 C: 63 Q: 108/104 Mi: 26 P: 205

MARCA / MODELO / MOTOR	LEFT / IZQUIERDA	RIGHT / DERECHA	CV JOINT / IN JOINT	OBSERVACIONES
<b>VOLKSWAGEN</b>				
<b>MULTIVAN V (7HM, 7HN, 7HF, 7EF, 7EM, 7EN)</b>				2003 -> 2009
2.0 TSI (204CV) 2.5 TDI (163CV) 2.5 TDI (130CV - 174CV) 2.5 TDI 4motion (130CV - 174CV)	<b>221029</b> 620mm	<b>221030</b> 880mm	<b>21453</b>	A: 38 B: 29 C: 63 Q: 110/104 Mi: 26/26 P: 30/290
2.5 TDI (130CV - 174CV) 3.2 V6 (231CV - 235CV) 3.2 V6 4motion (235CV)	<b>221414</b> 640mm	<b>221415</b> 933mm	<b>21453</b>	<b>Automatic</b> A: 38 B: 29 C: 63 Q: 100 Mi: 26/26 P: 340
<b>NEW BEETLE (9C1, 1C1), Cabriolet (1Y7)</b>				1998 -> 2010
1.6 (102CV) 1.8 T (150CV) 2.0 (115CV) 2.3 V5 (170CV)	<b>22320</b> 550mm	<b>22321</b> 815mm	<b>21238</b>	A: 36 B: 30 C: 53 Q: 94/94
1.6 (100CV - 102CV) 1.8 T (150CV) 1.9 TDI (101CV - 90CV) 2.0 (115CV)	<b>22340</b> 558mm	<b>22341</b> 820mm	<b>21238</b>  <b>21003</b>	A: 36 B: 30 C: 53 Q: 100/100
<b>PASSAT (32B), Variant (32B)</b>				1983 -> 1988
1.8 (112CV)	<b>22980</b> 560mm	<b>22981</b> 793mm	<b>21232</b>  <b>21003</b>	A: 22 B: 30 C: 51 Q: 100/100
<b>PASSAT Variant (3A5, 35I), (3A2, 35I)</b>				1988 -> 1997
1.6 (101CV) 1.6 TD (80CV) 1.8 (107CV - 112CV - 75CV - 90CV) 1.8 G60 Syncro (160CV) 1.9 TD (75CV) 1.9 TDI (90CV) 2.0 (107CV - 115CV) 2.0 16V (136CV) 2.0 Syncro (115CV)	<b>22980</b> 560mm	<b>22981</b> 793mm	<b>21232</b>  <b>21003</b>	A: 22 B: 30 C: 51 Q: 100/100

MARCA / MODELO / MOTOR	LEFT / IZQUIERDA	RIGHT / DERECHA	CV JOINT / IN JOINT	OBSERVACIONES
<b>VOLKSWAGEN</b>				
<b>PASSAT Variant (3A5, 35I), (3A2, 35I)</b>				1988 -> 1997
2.0 Syncro (115CV)	<b>22964</b> 530mm	<b>22965</b> 770mm	<b>21232</b>  <b>21003</b>	A: 22 B: 30 C: 51 Q: 100/100
<b>PASSAT (3B2), Variant (3B5)</b>				1996 -> 2000
1.6 (101CV) 1.8 (125CV) 1.9 TDI (90CV - 101CV)	<b>221374</b> 497mm	<b>221375</b> 585mm	<b>21226A</b>	<b>Automatic</b> A: 33 B: 30 C: 53 Q: 130/130  ABS: 45
1.8 (125CV) 1.8 T (150CV)	<b>22342</b> 615mm	<b>22343</b> 635mm	<b>21226A</b>  <b>21004</b>	A: 33 B: 30 C: 53 Q: 108/108  ABS: 45
1.9 TDI (110CV) 1.9 TDI Syncro/4motion (110CV) 2.5 TDI (150CV) 2.5 TDI Syncro/4motion (150CV) 2.8 V6 (193CV) 2.8 V6 Syncro/4motion (193CV)	<b>22370</b> 605mm	<b>22371</b> 625mm	<b>21227A</b>	A: 38 B: 27 C: 60 Q: 130/130  ABS: 45
1.9 TDI (110CV) 2.3 VR5 Syncro/4motion (150CV) 2.5 TDI (150CV) 2.5 TDI Syncro/4motion (150CV) 2.8 V6 (193CV) 2.8 V6 Syncro/4motion (193CV)	<b>22372</b> 553mm	<b>22373</b> 524mm	<b>21227A</b>	<b>Automatic</b> A: 38 B: 27 C: 60 Q: 130/130  ABS: 45
1.9 TDI (115CV)	<b>22376</b> 601mm	<b>22377</b> 620mm	<b>21224</b>	A: 33 B: 27 C: 60 Q: 130/130  ABS: 45
1.9 TDI (101CV) 2.5 TDI (150CV)	<b>221177</b> 538mm	<b>221178</b> 504mm	<b>21227A</b>	<b>Automatic</b> A: 38 B: 27 C: 60 Q: 130/130  ABS: 45

MARCA / MODELO / MOTOR	LEFT / IZQUIERDA	RIGHT / DERECHA	CV JOINT / IN JOINT	OBSERVACIONES
<b>VOLKSWAGEN</b>				
<b>PASSAT (3B2), Variant (3B5)</b>				1996 -> 2000
2.3 VR5 (150CV)			<b>21221A</b>	A: 38 B:30 C: 60
<b>PASSAT (3B3), Variant (3B6)</b>				2000 -> 2005
1.6 (102CV) 1.8 T 20V (150CV)	<b>22342</b> 615mm	<b>22343</b> 635mm	<b>21226</b>  <b>21004</b>	A: 33 B: 30 C: 53 Q: 108/108  ABS: 45
1.8 T 20V (150CV) 1.9 TDI (101CV) 1.9 TDI (130CV) 2.0 (130CV) 2.3 V5 (170CV) 2.5 TDI (150CV - 163CV)	<b>221177</b> 538mm	<b>221178</b> 504mm	<b>21227A</b>	<b>Automatic</b> A: 38 B: 27 C: 60 Q: 130/130  ABS: 45
1.9 TDI (101CV)	<b>22376</b> 601mm	<b>22377</b> 620mm	<b>21224</b>	A: 33 B: 27 C: 60 Q: 130/130  ABS: 45
1.9 TDI (90CV) 2.0 (115CV) 2.0 4motion (115CV)	<b>221374</b> 497mm	<b>221375</b> 585mm	<b>21226A</b>	<b>Automatic</b> A: 33 B: 30 C: 53 Q: 130/130  ABS: 45
1.9 TDI (130CV) 1.9 TDI 4motion (130CV) 2.3 V5 (170CV) 2.3 V5 4motion (170CV) 2.5 TDI (150CV) 2.5 TDI 4motion (150CV) 2.8 4motion (193CV) 4.0 W8 4motion (275CV)	<b>22370</b> 605mm	<b>22371</b> 625mm	<b>21227A</b>	A: 38 B: 27 C: 60 Q: 130/130  ABS: 45
1.9 TDI (130CV) 2.0 TDI (136CV) 2.3 V5 4motion (170CV) 2.5 TDI (150CV - 163CV) 2.5 TDI 4motion (150CV) 2.8 4motion (193CV)	<b>22372</b> 553mm	<b>22373</b> 524mm	<b>21227A</b>	<b>Automatic</b> A: 38 B: 27 C: 60 Q: 130/130  ABS: 45

MARCA / MODELO / MOTOR	LEFT / IZQUIERDA	RIGHT / DERECHA	CV JOINT / IN JOINT	OBSERVACIONES
<b>VOLKSWAGEN</b>				
<b>PASSAT (3B3), Variant (3B6)</b>				2000 -> 2005
2.0 TDI (136CV) 2.8 4motion (193CV)			<b>21221A</b>	A: 38 B:30 C: 60
<b>PASSAT (3C2), Variant (3C5)</b>				2007 -> 2010
1.4 TSI (122CV)	<b>221449</b> 530mm		<b>21454</b>  <b>21003</b>	A: 36 B: 30 C: 60 Q: 100
1.6 FSI (115CV) 1.9 TDI (105CV) 2.0 FSI (150CV) 2.0 FSI 4motion (150CV)	<b>22318</b> 523mm	<b>22319</b> 810mm	<b>21454</b>  <b>21003</b>	A: 36 B: 30 C: 60 Q: 100
1.6 (102CV) 2.0 FSI (150CV)	<b>221391</b> 586mm	<b>221392</b> 883mm	<b>21541</b>	<b>Automatic</b> A: 36 B: 27 C: 60 Me: 26/26 P: 68/68
1.8 TSI (160CV) 2.0 BlueTDI (143CV) 2.0 FSI (200CV) 2.0 TDI (120CV - 136CV - 140CV) 2.0 TDI 16V (140CV) 2.0 TDI 16V 4motion (140CV) 2.0 TDI 4motion (140CV) 3.2 FSI 4motion (250CV)	<b>221014</b> 489mm	<b>221015</b> 795mm	<b>21541</b>  <b>21014</b>	A: 36 B: 27 C: 60 Q: 108
1.9 TDI (105CV) 2.0 BlueTDI (143CV) 2.0 TDI (120CV - 136CV - 140CV) 2.0 TDI 16V (140CV)	<b>221071</b> 485mm	<b>221095</b> 761mm	<b>21541</b>	<b>Automatic</b> A: 36 B: 27 C: 60 Q: 119/119 ABS: 45
2.0 FSI (200CV) 2.0 TDI (136CV - 140CV) 2.0 TDI 16V (140CV) 2.0 TDI 16V 4motion (140CV) 2.0 TDI 4motion (140CV) 3.2 FSI 4motion (250CV)	<b>221071</b> 485mm	<b>221072</b> 800mm	<b>21541</b>	<b>Automatic</b> A: 36 B: 27 C: 60 Q: 119/130 Mi: 23 P: 315

MARCA / MODELO / MOTOR	LEFT / IZQUIERDA	RIGHT / DERECHA	CV JOINT / IN JOINT	OBSERVACIONES
<b>VOLKSWAGEN</b>				
<b>PASSAT (3C2), Variant (3C5)</b>				2007 -> 2010
2.0 TDI 16V 4motion (140CV) 2.0 TDI 4motion (140CV) 3.2 FSI 4motion (250CV)		<b>221567</b> 603mm	<b>21541</b>  <b>21014</b>	<b>Automatic</b> A: 36 B: 27 C: 60 Q: 108  ABS: 45
<b>PASSAT CC (357)</b>				2008 -> 2012
1.8 TSI (160CV)	<b>221026</b> 517mm	<b>221053</b> 807mm	<b>21541</b>  <b>21014</b>	A: 36 B: 27 C: 60 Q: 108
1.8 TSI (160CV) 2.0 BlueTDI (143CV) 2.0 TDI (136CV - 140CV) 2.0 TDI 4motion (140CV) 2.0 TSI (200CV)	<b>221014</b> 489mm	<b>221015</b> 795mm	<b>21541</b>  <b>21014</b>	A: 36 B: 27 C: 60 Q: 108
2.0 BlueTDI (143CV) 2.0 TDI (136CV - 140CV)	<b>221071</b> 485mm	<b>221095</b> 761mm	<b>21541</b>	A: 36 B: 27 C: 60 Q: 119/119
2.0 TDI 4motion (140CV)		<b>221567</b> 603mm	<b>21541</b>  <b>21014</b>	<b>Automatic</b> A: 36 B: 27 C: 60 Q: 108
<b>PASSAT (362)</b>				2010 -> 2014
1.4 TSI (122CV)	<b>221449</b> 530mm		<b>21454</b>  <b>21003</b>	A: 36 B: 30 C: 60 Q: 100
1.8 TSI (160CV)	<b>221026</b> 517mm	<b>221053</b> 807mm	<b>21541</b>  <b>21014</b>	A: 36 B: 27 C: 60 Q: 108

MARCA / MODELO / MOTOR	LEFT / IZQUIERDA	RIGHT / DERECHA	CV JOINT / IN JOINT	OBSERVACIONES
<b>VOLKSWAGEN</b>				
<b>PASSAT (362)</b>				2010 -> 2014
2.0 TDI (136CV - 140CV) 2.0 TDI 4motion (140CV)	<b>221014</b> 489mm	<b>221015</b> 795mm	<b>21541</b>  <b>21014</b>	<b>Automatic</b> A: 36 B: 27 C: 60 Q: 108
2.0 TDI (140CV)	<b>221071</b> 485mm	<b>221095</b> 761mm	<b>21541</b>	<b>Automatic</b> A: 36 B: 27 C: 60 Q: 119/119
2.0 TDI 4motion (140CV)		<b>221567</b> 603mm	<b>21541</b>  <b>21014</b>	<b>Automatic</b> A: 36 B: 27 C: 60 Q: 108
<b>PASSAT Variant (365), ALLTRACK (365)</b>				2010 -> 2014
1.4 TSI (122CV)	<b>221449</b> 530mm		<b>21454</b>  <b>21003</b>	A: 36 B: 30 C: 60 Q: 100
2.0 TDI (136CV - 140CV) 2.0 TDI 4motion (140CV)	<b>221014</b> 489mm	<b>221015</b> 795mm	<b>21541</b>  <b>21014</b>	A: 36 B: 27 C: 60 Q: 108
1.8 TSI (160CV)	<b>221026</b> 517mm	<b>221053</b> 807mm	<b>21541</b>  <b>21014</b>	A: 36 B: 27 C: 60 Q: 108
2.0 TDI (140CV)	<b>221071</b> 485mm	<b>221095</b> 761mm	<b>21541</b>	<b>Automatic</b> A: 36 B: 27 C: 60 Q: 119/119
2.0 TDI 4motion (140CV)		<b>221567</b> 603mm	<b>21541</b>  <b>21014</b>	<b>Automatic</b> A: 36 B: 27 C: 60




MARCA / MODELO / MOTOR	LEFT / IZQUIERDA	RIGHT / DERECHA	CV JOINT / IN JOINT	OBSERVACIONES
<b>VOLKSWAGEN</b>				
<b>POLO (6N2)</b> 1999 -> 2001				
1.4 TDI (75CV)	<b>221010</b> 526mm	<b>221011</b> 712mm	<b>21702</b>  <b>21005</b>	A: 22 B: 30 C: 53 Q: 94/94
<b>POLO (6R, 6C)</b> 2009 ->				
1.2 TDI (75CV) 1.6 TDI (105CV - 75CV - 90CV)	<b>221591</b> 493mm	<b>221526</b> 784mm	<b>21221</b>  <b>21003</b>	A: 36 B: 30 C: 52 Q: 100
<b>POLO (9N_), Sedán (9A4)</b> 2001 -> 2009				
1.2 (54CV) 1.2 12V (64CV) 1.4 16V (101CV - 75CV) 1.4 FSI (86CV) 1.9 SDI (64CV)	<b>22310</b> 500mm	<b>22311</b> 756mm	<b>21061</b>  <b>21005</b>	A: 36 B: 30 C: 52 Q: 94/94
1.4 16V (75CV)		<b>221443</b> 730mm	<b>21221</b>	<b>Automatic</b> A: 36 B: 30 C: 52 Q: 74
1.4 TDI (70CV - 75CV - 80CV) 1.8 GTI (150CV) 1.9 TDI (101CV)	<b>22312</b> 475mm	<b>22313</b> 761mm	<b>21221</b>	A: 36 B: 30 C: 52 Q: 94/94
1.9 TDI (130CV)	<b>22316</b> 475mm	<b>22317</b> 775mm	<b>21456</b>  <b>21014</b>	A: 36 B: 27 C: 52,5 Q: 108
<b>SCIROCCO (53B)</b> 1980 -> 1983				
1.3 (60CV)	<b>22952</b> 559mm	<b>22953</b> 751mm	<b>21231</b>  <b>21005</b>	A: 22 B: 30 C: 53 Q: 94/94

MARCA / MODELO / MOTOR	LEFT / IZQUIERDA	RIGHT / DERECHA	CV JOINT / IN JOINT	OBSERVACIONES
<b>VOLKSWAGEN</b>				
<b>SCIROCCO (53B)</b>				1980 -> 1983
1.6 (72CV - 75CV) 1.8 (90CV)	<b>22962</b> 537mm	<b>22963</b> 773mm	<b>21229</b>  <b>21005</b>	A: 22 B: 30 C: 53 Q: 94/94
1.8 16V (129CV - 139CV)	<b>22964</b> 530mm	<b>22965</b> 770mm	<b>21232</b>  <b>21003</b>	A: 22 B: 30 C: 51 Q: 100/100
<b>SCIROCCO (137, 138)</b>				2008 ->
1.4 TSI (122CV)	<b>221449</b> 530mm		<b>21454</b>  <b>21003</b>	A: 36 B: 30 C: 60 Q: 100
2.0 TDI (136CV - 140CV - 170CV - 177CV - 184CV)	<b>221071</b> 485mm	<b>221095</b> 761mm	<b>21541</b>	<b>Automatic</b> A: 36 B: 27 C: 60 Q: 119/119
2.0 TDI (136CV - 140CV - 177CV) 2.0 TSI (200CV - 210CV)	<b>221014</b> 489mm	<b>221015</b> 795mm	<b>21541</b>  <b>21014</b>	A: 36 B: 27 C: 60 Q: 108
<b>SHARAN (7M8, 7M9, 7M6)</b>				1997 -> 2010
1.8 T 20V (150CV) 1.9 TDI (115CV) 1.9 TDI 4motion (115CV) 2.8 V6 24V (204CV) 2.8 V6 24V 4motion (204CV)	<b>221017</b> 495mm	<b>221017</b> 495mm	<b>21205</b>	<b>Automatic</b> A: 38 B: 27 C: 60 Q: 130/130  ABS: 48
1.9 TDI (115CV) 1.9 TDI 4motion (115CV) 2.8 V6 24V (204CV) 2.8 V6 24V 4motion (204CV)	<b>22601</b> 508mm	<b>22601</b> 508mm	<b>21205</b>	A: 38 B: 27 C: 60 Q: 130/130  ABS: 48

MARCA / MODELO / MOTOR	LEFT / IZQUIERDA	RIGHT / DERECHA	CV JOINT / IN JOINT	OBSERVACIONES
<b>VOLKSWAGEN</b>				
<b>SHARAN (7M8, 7M9, 7M6)</b>				1997 -> 2010
2.0 (115CV) 2.0 LPG (115CV) 1.9 TDI (90CV) 1.9 TDI (110CV)	<b>22336</b> 620mm	<b>22337</b> 560mm	<b>21223</b>	A: 38 B: 27 C: 60 Me: 36 Mi: 35 P: 100/40
<b>TOUAREG (7LA, 7L6, 7L7)</b>				2002 -> 2010
3.0 V6 TDI (225CV - 240CV) 3.2 V6 (220CV) 3.6 V6 FSI (280CV) 4.2 V8 (310CV) 4.2 V8 FSI (350CV) 6.0 W12 (450CV)	<b>221461</b> 547mm	<b>221461</b> 547mm	<b>21850</b>  <b>21858</b>	A: 30 B: 27 C: 64 Q: 112
4.2 V8 (310CV) 5.0 R50 TDI (350CV) 5.0 V10 TDI (313CV) 6.0 W12 (450CV)	<b>221332</b> 530mm	<b>221332</b> 530mm	<b>21850</b>  <b>21858</b>	A: 30 B: 27 C: 64 Q: 112
<b>TOURAN (1T1, 1T2)</b>				2006 -> 2010
1.4 FSI (170CV) 1.4 TSI (140CV)		<b>221423</b> 764mm	<b>21541</b>  <b>21014</b>	A: 36 B: 27 C: 60 Q: 108
1.6 (102CV) 2.0 FSI (150CV)	<b>221391</b> 586mm	<b>221392</b> 883mm	<b>21541</b>	<b>Automatic</b> A: 36 B: 27 C: 60 Me: 26/26 P: 68/68
1.6 (102CV) 1.6 FSI (115CV) 1.9 TDI (100CV - 105CV - 90CV) 2.0 EcoFuel (109CV)	<b>22318</b> 523mm	<b>22319</b> 810mm	<b>21454</b>  <b>21003</b>	A: 36 B: 30 C: 60 Q: 100
1.9 TDI (105CV - 90CV) 2.0 TDI (136CV - 140CV) 2.0 TDI 16V (140CV)	<b>221014</b> 489mm	<b>221015</b> 795mm	<b>21541</b>  <b>21014</b>	A: 36 B: 27 C: 60 Q: 108

MARCA / MODELO / MOTOR	LEFT / IZQUIERDA	RIGHT / DERECHA	CV JOINT / IN JOINT	OBSERVACIONES
<b>VOLKSWAGEN</b>				
<b>TOURAN (1T1, 1T2)</b>				2006 -> 2010
1.9 TDI (105CV) 2.0 TDI (140CV - 170CV) 2.0 TDI 16V (140CV)	<b>221071</b> 485mm	<b>221095</b> 761mm	<b>21541</b>	<b>Automatic</b> A: 36 B: 27 C: 60 Q: 119/119
2.0 TDI (136CV - 140CV) 2.0 TDI 16V (140CV)	<b>221071</b> 485mm	<b>221072</b> 800mm	<b>21541</b>	<b>Automatic</b> A: 36 B: 27 C: 60 Q: 119/130 Mi: 23 P: 315
<b>TOURAN (1T3)</b>				2010 -> 2015
1.2 TSI (105CV)	<b>221449</b> 530mm		<b>21454</b>  <b>21003</b>	A: 36 B: 30 C: 60 Q: 100
2.0 TDI (110CV - 140CV - 170CV)	<b>221071</b> 485mm	<b>221095</b> 761mm	<b>21541</b>	<b>Automatic</b> A: 36 B: 27 C: 60 Q: 119/119
2.0 TDI (140CV)	<b>221014</b> 489mm	<b>221015</b> 795mm	<b>21541</b>  <b>21014</b>	A: 36 B: 27 C: 60 Q: 108
<b>TRANSPORTER III Bus, Furgón, Caja/Chasis</b>				1985 -> 1992
1.6 TD Syncro (70CV) 1.9 Syncro (78CV) 2.1 Syncro (112CV - 87CV - 95CV)	<b>221572</b> 714mm	<b>221572</b> 714mm	<b>21656</b>  <b>21003</b>	<b>Tracción trasera</b> A: 26 B: 25 C: 65 Q: 100
1.9 (60CV - 78CV - 83CV - 90CV) 2.1 (112CV - 87CV - 95CV) 2.1 i (92CV) 2.1 KAT (95CV)	<b>221434</b> 570mm	<b>221434</b> 570mm	<b>21003</b>  <b>21003</b>	<b>Tracción trasera</b> Q: 100/100

MARCA / MODELO / MOTOR	LEFT / IZQUIERDA	RIGHT / DERECHA	CV JOINT / IN JOINT	OBSERVACIONES
<b>VOLKSWAGEN</b>				
<b>TRANSPORTER IV (70XB,70XC,7DB,7DW), Furgón</b>				<b>1990 -&gt; 2003</b>
1.9 D (60CV) 1.9 TD (68CV) 2.0 (84CV) 2.4 D (75CV - 78CV) 2.5 (110CV - 115CV) 2.5 TDI (102CV - 88CV) 2.8 VR 6 (140CV)	<b>22994</b> 540mm	<b>22994</b> 540mm	<b>21228</b>  <b>21004</b>	<b>Hasta chasis 70-T-199999</b> A: 38 B: 27 C: 60 Q: 108/108  ABS: 48
1.9 D (60CV) 1.9 TD (68CV) 2.0 (84CV) 2.4 D (75CV - 78CV) 2.5 (110CV - 115CV) 2.5 TDI (102CV - 88CV) 2.8 VR 6 (140CV)	<b>22983A</b> 527mm	<b>22983A</b> 527mm	<b>21236</b>  <b>21004</b>	<b>Desde chasis 70-T-200001</b> A: 38 B: 33 C: 60 Q: 108/108  ABS: 48
<b>TRANSPORTER IV (70XB,70XC,7DB,7DW), Furgón</b>				<b>2003 -&gt; 2009</b>
1.9 TDI (102CV - 105CV - 84CV - 85CV) 2.0 (115CV)	<b>221027</b> 647mm	<b>221028</b> 866mm	<b>21452</b>	A: 38 B: 27 C: 63 Q: 108/104 Mi: 26 P: 205
2.0 TDI (136CV) 2.0 TDI 4motion (136CV) 2.5 TDI 4motion (174CV) 2.5 TDI (130CV - 174CV) 2.5 TDI 4motion (130CV)	<b>221029</b> 620mm	<b>221030</b> 880mm	<b>21453</b>	A: 38 B: 29 C: 63 Q: 110/104 Mi: 26/26 P: 30/290
2.5 TDI (130CV - 174CV) 3.2 V6 (231CV)	<b>221414</b> 640mm	<b>221415</b> 933mm	<b>21453</b>	<b>Automatic</b> A: 38 B: 29 C: 63 Q: 100 Mi: 26/26 P: 340
<b>VENTO (1H2)</b>				<b>1991 -&gt; 1998</b>
1.6 (101CV) 1.8 (75CV - 90CV)	<b>22964</b> 530mm	<b>22965</b> 770mm	<b>21232</b>  <b>21003</b>	A: 22 B: 30 C: 51 Q: 100/100
1.9 TD (75CV) 1.9 TDI (110CV - 90CV)	<b>22986</b> 558mm	<b>22987</b> 793mm	<b>21232</b>  <b>21003</b>	A: 22 B: 30 C: 51 Q: 100/100



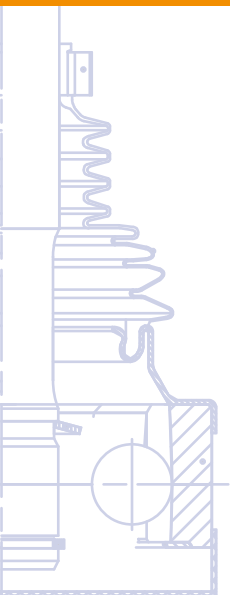
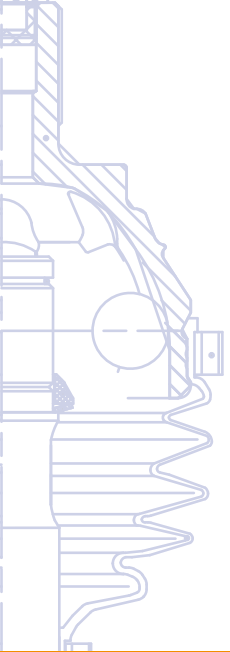
MARCA / MODELO / MOTOR	LEFT / IZQUIERDA	RIGHT / DERECHA	CV JOINT / IN JOINT	OBSERVACIONES
<b>VOLKSWAGEN</b>				
<b>VENTO (1H2)</b>				
2.0 (115CV) 2.8 VR6 (174CV)	<b>22990</b> 547mm	<b>22991</b> 787mm	<b>21238</b>  <b>21003</b>	1991 -> 1998  A: 36 B: 30 C: 53 Q: 100/100

MARCA / MODELO / MOTOR	LEFT / IZQUIERDA	RIGHT / DERECHA	CV JOINT / IN JOINT	OBSERVACIONES
<b>VOLVO</b>				
<b>C30</b> 2006 -> 2012				
2.0 D (136CV)		<b>221338</b> 922mm	<b>21805</b>	A: 36 B: 26 C: 56 Q: 78 Me: 26 P: 400
2.4 i (170CV) D5 (163CV - 180CV) T5 (220CV - 230CV)	<b>221452</b> 520mm	<b>221527</b> 947mm	<b>21847</b>	A: 36 B: 24 C: 56 Q: 82 Me: 26/26 P: 50/514
<b>C70 II Cabriolet</b> 2008 -> 2009				
2.0 D (136CV)		<b>221338</b> 922mm	<b>21805</b>	A: 36 B: 26 C: 56 Q: 78 Me: 26 P: 400
2.4 (140CV) 2.4 D (163CV) 2.4 i (170CV) D5 (180CV) T5 (220CV - 230CV)	<b>221452</b> 520mm	<b>221527</b> 947mm	<b>21847</b>	A: 36 B: 24 C: 56 Q: 82 Me: 26/26 P: 50/514
<b>S40 II (MS)</b> 2004 ->				
2.0 D (136CV)		<b>221338</b> 922mm	<b>21805</b>	A: 36 B: 26 C: 56 Q: 78 Me: 26 P: 400
2.4 (140CV - 170CV) 2.4 D5 (179CV) T5 (220CV - 230CV) T5 AWD (220CV)	<b>221452</b> 520mm	<b>221527</b> 947mm	<b>21847</b>	A: 36 B: 24 C: 56 Q: 82 Me: 26/26 P: 50/514

MARCA / MODELO / MOTOR	LEFT / IZQUIERDA	RIGHT / DERECHA	CV JOINT / IN JOINT	OBSERVACIONES
<b>VOLVO</b>				
<b>S60 I</b>				2000 -> 2010
2.0 T (180CV) 2.4 (140CV - 170CV) 2.4 Bifuel (CNG) 140CV 2.4 D (130CV) 2.4 D5 (163CV) 2.4 T (200CV) 2.4 T5 (260CV) 2.5 T (210CV) 2.5 T AWD (210CV) R 2,5 T AWD (300CV) T5 (250CV)	<b>221416</b> 540mm	<b>221417</b> 993mm	<b>21837</b>	A: 36 B: 33 C: 56 Q: 85/81 Me: 26/26 P: 67/528 ABS: 48
2.4 (140CV - 170CV) 2.4 Bifuel (CNG) 140CV 2.4 Bifuel (LPG) 140CV	<b>221418</b> 525mm	<b>221419</b> 976mm	<b>21405</b>	<b>Automatic</b> A: 36 B: 27 C: 56 Q: 85/85 Me: 26/26 P: 50/513 ABS: 48
<b>V50 (MW)</b>				2004 ->
2.0 D (136CV)		<b>221338</b> 922mm	<b>21805</b>	A: 36 B: 26 C: 56 Q: 78 Me: 26 P: 400
2.4 (140CV - 170CV) 2.4 D5 (179CV) 2.4 Tdi (163CV) T5 (220CV - 230CV)	<b>221452</b> 520mm	<b>221527</b> 947mm	<b>21847</b>	A: 36 B: 24 C: 56 Q: 82 Me: 26/26 P: 50/514
<b>V70 II (SW)</b>				2000 -> 2007
2.4 (140CV - 170CV) 2.4 Bifuel (CNG) 140CV 2.4 Bifuel (LPG) 140CV	<b>221418</b> 525mm	<b>221419</b> 976mm	<b>21405</b>	<b>Automatic</b> A: 36 B: 27 C: 56 Q: 85/85 Me: 26/26 P: 50/513 ABS: 48
2.4 (140CV - 170CV) 2.4 Bifuel (CNG) 140CV 2.4 D (131CV) 2.4 D5 (163CV) 2.4 D5 AWD (163CV) 2.4 T (200CV) 2.4 T5 (260CV) 2.5 T (209CV) 2.5 TDI (140CV) R 2,5 T AWD (300CV)	<b>221416</b> 540mm	<b>221417</b> 993mm	<b>21837</b>	A: 36 B: 33 C: 56 Q: 85/81 Me: 26/26 P: 67/528 ABS: 48

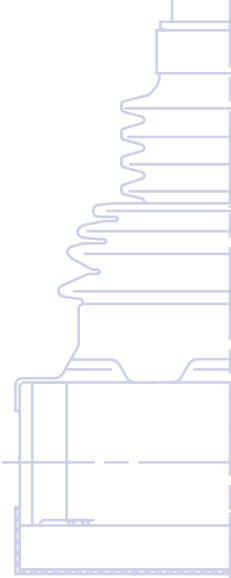


MARCA / MODELO / MOTOR	LEFT / IZQUIERDA	RIGHT / DERECHA	CV JOINT / IN JOINT	OBSERVACIONES
<b>VOLVO</b>				
<b>V70 III (BW)</b> 2007 ->				
2.0 D (136CV)	<b>221058</b> 604mm	<b>221059</b> 946mm	<b>21747</b>	A: 40 B: 28 C: 58 Q: 90 Me: 26/26 P: 68/388
<b>XC70 CROSS COUNTRY</b> 2002 -> 2007				
2.4 D5 XC AWD (163CV) 2.4 T XC AWD (200CV) 2.5 T XC AWD (209CV)	<b>221420</b> 556mm	<b>221421</b> 1005mm	<b>21405</b>	<b>Automatic</b> A: 36 B: 27 C: 56 Q: 85/85 Me: 26/26 P: 50/512 ABS: 48
<b>XC90 I</b> 2002 ->				
2.5 T (209CV) 3.2 AWD (238CV-243CV) V8 (315CV) D3/D5 (163CV) D5 (163CV-185CV-200CV)	<b>221518</b> 580mm	<b>221519</b> 1030mm	<b>21870</b>	<b>Automatic</b> A: 36 B: 27 C: 58 Q: 116/116 Me: 26/26 P: 50/513 ABS: 48





# SERCORE-ELITE



SERCORE	ELITE	SERCORE	ELITE	SERCORE	ELITE
21001	6.01.01	21039	6.73.09	21099	6.40.09
21002	6.01.02	21040	6.82.00	21100	6.04.00
21003	6.01.03	21041	6.82.01	21101	6.04.01
21004	6.01.04	21042	6.82.02	21102	6.04.02
21005	6.01.05	21043	6.82.03	21103	6.04.03
21006	6.01.06	21043A	6.82.03A	21104	6.04.04
21007	6.01.07	21044	6.82.04	21105	6.04.05
21008	6.02.08	21045	6.82.05	21106	6.04.06
21009	6.01.09	21046	6.82.06	21106A	6.04.06A
21010	6.01.10	21047	6.82.07	21106B	6.04.06B
21011	6.01.11	21048	6.82.08	21107	6.04.07
21012	6.01.12	21049	6.82.09	21107A	6.04.07A
21013	6.01.13	21050	6.83.00	21107B	6.04.07B
21014	6.01.14	21051	6.82.11	21108	6.04.08
21020	6.65.00	21052	6.82.12	21108A	6.04.08A
21021	6.65.01	21053	6.82.13	21109	6.04.09
21022	6.65.02	21054	6.82.14	21110	6.04.10
21023	6.65.03	21055	6.82.15	21111	6.08.01
21024	6.65.04	21056	6.82.16	21111A	6.08.01A
21027	6.73.12	21057	6.82.17	21112	6.08.02
21028	6.73.11	21058	6.82.18	21112A	6.08.02A
21029	6.73.10	21060	6.84.00	21113	6.08.03
21029A	6.73.10A	21061	6.84.01	21114	6.08.04
21030	6.73.00	21070	6.30.00	21115	6.08.05
21031	6.73.01	21071	6.30.01	21116	6.08.06
21032	6.73.02	21080	6.42.00	21116A	6.08.06A
21033	6.73.03	21081	6.42.01	21117	6.08.17
21034	6.73.04	21082	6.42.02	21117A	6.08.17A
21035	6.73.05	21083	6.42.03	21118	6.08.18
21036	6.73.06	21084	6.42.04	21119	6.08.19
21037	6.73.07	21085	6.42.05	21120	6.20.00
21038	6.73.08	21098	6.40.08	21121	6.20.01

SERCORE	ELITE	SERCORE	ELITE	SERCORE	ELITE
21122	6.20.02	21139	6.20.19	21164	6.28.14
21123	6.20.03	21140	6.24.00	21165	6.28.15
21124	6.20.04	21141	6.24.01	21166	6.28.16
21124A	6.20.04A	21141A	6.24.01A	21167	6.28.17
21124B	6.20.04B	21142	6.24.02	21168	6.28.18
21124C	6.20.04C	21142A	6.24.02A	21169	6.28.19
21125	6.20.05	21143	6.24.03	21170	6.52.00
21125A	6.20.05A	21143A	6.24.03A	21170A	6.52.00A
21125B	6.20.05B	21144	6.24.04	21171	6.52.01
21125C	6.20.05C	21145	6.24.05	21171A	6.52.01A
21125D	6.20.05D	21145A	6.24.05A	21171B	6.52.01B
21125E	6.20.05E	21146	6.24.06	21172	6.52.02
21126	6.20.06	21147	6.24.07	21172A	6.52.02A
21127	6.20.07	21148	6.24.08	21172B	6.52.02B
21128	6.20.08	21149	6.24.09	21173	6.52.03
21129	6.20.09	21150	6.28.00	21174	6.52.04
21130	6.20.10	21151	6.28.01	21175	6.52.05
21131	6.20.11	21152	6.28.02	21175A	6.52.05A
21131A	6.20.11A	21153	6.28.03	21176	6.52.06
21131B	6.20.11B	21153A	6.28.03A	21177	6.52.07
21132	6.20.12	21154	6.28.04	21178	6.52.08
21132A	6.20.12A	21154A	6.28.04A	21181	6.56.01
21133	6.20.13	21155	6.28.05	21181A	6.56.01A
21133A	6.20.13A	21156	6.28.06	21181B	6.56.01B
21134	6.20.14	21157	6.28.07	21182	6.56.02
21134A	6.20.14A	21158	6.28.08	21182A	6.56.02A
21135	6.20.15	21159	6.28.09	21182B	6.56.02B
21135A	6.20.15A	21160	6.28.10	21183	6.56.03
21136	6.20.16	21161	6.28.11	21183A	6.56.03A
21136A	6.20.16A	21161A	6.28.11A	21183B	6.56.03B
21137	6.20.17	21162	6.28.12	21184	6.56.04
21138	6.20.18	21163	6.28.13	21184A	6.56.04A

SERCORE	ELITE	SERCORE	ELITE	SERCORE	ELITE
21185	6.56.05	21204	6.68.04	21229	6.88.19
21185B	6.56.05B	21205	6.68.05	21230	6.88.00
21186	6.56.06	21206	6.41.16	21231	6.88.01
21187	6.56.07	21207	6.41.17	21232	6.88.02
21187A	6.56.07A	21208	6.41.18	21233	6.88.03
21187B	6.56.07B	21208A	6.41.18A	21234	6.88.04
21188	6.56.08	21209	6.41.19	21235	6.88.05
21188A	6.56.08A	21210	6.41.20	21236	6.88.06
21188B	6.56.08B	21211	6.41.20	21237	6.88.07
21189	6.56.09	21211A	6.41.20A	21238	6.88.08
21189A	6.56.09A	21212	6.41.02	21239	6.88.09
21189B	6.56.09B	21213	6.41.03	21240	6.36.10
21190	6.60.00	21214	6.41.04	21241	6.36.01
21190A	6.60.00A	21215	6.41.05	21241A	6.36.01A
21191	6.60.01	21215A	6.41.05A	21242	6.36.02
21191A	6.60.01A	21216	6.41.06	21242A	6.36.02A
21191B	6.60.01B	21217	6.41.07	21243	6.36.03
21192	6.60.02	21218	6.41.08	21244	6.36.04
21192A	6.60.02A	21219	6.41.09	21244A	6.36.04A
21193	6.60.03	21219A	6.41.09A	21245	6.36.05
21194	6.60.04	21220	6.76.00	21246	6.36.06
21194A	6.60.04A	21221	6.08.21	21247	6.36.07
21195	6.60.05	21221A	6.08.21A	21248	6.36.08
21196	6.60.06	21222	6.76.02	21249	6.36.09
21196A	6.60.06A	21223	6.76.03	21250	6.44.00
21196B	6.60.06B	21224	6.88.14	21251	6.44.01
21197	6.60.07	21225	6.08.25	21252	6.44.02
21198	6.60.08	21226	6.88.16	21252A	6.44.02A
21199	6.60.09	21226A	6.88.16A	21252B	6.44.02B
21200	6.68.00	21227	6.88.17	21253	6.44.03
21201	6.68.01	21227A	6.88.17A	21254	6.44.04
21202	6.36.00	21228	6.88.18	21255	6.44.05

SERCORE	ELITE	SERCORE	ELITE	SERCORE	ELITE
21255A	6.44.05A	21284	6.48.04	21362	6.36.13
21256	6.44.06	21285	6.48.05	21363	6.36.14
21257	6.44.07	21286	6.48.06	21364	6.36.15
21258	6.44.08	21287	6.48.07	21370	6.37.00
21258A	6.44.08A	21288	6.48.08	21371	6.37.01
21259	6.44.09	21289	6.48.09	21372	6.37.02
21260	6.70.00	21290	6.48.10	21373	6.37.03
21261	6.70.01	21291	6.48.11	21374	6.37.04
21262	6.70.02	21292	6.48.12	21380	6.24.10
21263	6.70.03	21293	6.48.13	21381	6.24.11
21264	6.70.04	21294	6.48.14	21382	6.24.12
21265	6.70.05	21294A	6.48.14A	21383	6.24.13
21266	6.70.06	21295	6.48.15	21384	6.24.14
21268	6.70.08	21296	6.48.16	21385	6.24.15
21269	6.70.09	21297	6.48.17	21386	6.24.16
21270	6.12.00	21298	6.48.18	21387	6.24.17
21271	6.12.01	21298A	6.48.18A	21388	6.24.18
21272	6.12.02	21299	6.48.19	21389	6.24.19
21273	6.12.03	21300	6.31.80	21390	6.83.90
21274	6.12.04	21320	6.32.00	21391	6.83.91
21274A	6.12.04A	21321	6.32.01	21392	6.83.92
21275	6.12.05	21322	6.32.02	21400	6.90.00
21276	6.12.06	21323	6.32.03	21401	6.90.01
21277	6.12.07	21340	6.34.00	21402	6.90.02
21278	6.12.08	21341	6.34.01	21402A	6.90.02A
21279	6.12.09	21342	6.34.02	21403	6.90.03
21280	6.48.00	21343	6.34.03	21404	6.90.04
21281	6.48.01	21344	6.34.04	21405	6.90.05
21282	6.48.02	21345	6.34.05	21406	6.90.06
21282A	6.48.02A	21360	6.36.11	21450	6.90.50
21283	6.48.03	21360A	6.36.11A	21451	6.90.51
21283A	6.48.03A	21361	6.36.12	21452	6.90.52

SERCORE	ELITE	SERCORE	ELITE	SERCORE	ELITE
21453	6.90.53	21544	6.44.24	21671	6.45.71
21454	6.90.54	21545	6.44.25	21672	6.45.72
21455	6.90.55	21546	6.44.26	21673	6.45.73
21456	6.90.56	21547	6.44.27	21674	6.45.74
21480	6.90.80	21548	6.44.28	21675	6.45.75
21500	6.48.20	21549	6.44.29	21676	6.45.76
21501	6.48.21	21550	6.44.30	21677	6.45.77
21502	6.48.22	21551	6.44.31	21678	6.45.78
21503	6.48.23	21600	6.45.00	21679	6.45.79
21504	6.48.24	21601	6.45.01	21680	6.45.80
21510	6.12.10	21650	6.45.50	21681	6.45.81
21511	6.12.11	21651	6.45.51	21682	6.45.82
21512	6.12.12	21652	6.45.52	21683	6.45.83
21513	6.12.13	21652A	6.45.52A	21684	6.45.84
21514	6.12.14	21653	6.45.53	21685	6.45.85
21520	6.30.20	21654	6.80.04	21686	6.45.86
21521	6.30.21	21655	6.45.55	21687	6.45.87
21522	6.30.22	21656	6.45.56	21688	6.45.88
21530	6.44.10	21657	6.45.57	21689	6.45.89
21531	6.44.11	21658	6.45.58	21690	6.45.90
21532	6.44.12	21659	6.45.59	21691	6.45.91
21533	6.44.13	21660	6.45.60	21692	6.45.92
21534	6.44.14	21661	6.45.61	21693	6.45.93
21535	6.44.15	21662	6.45.62	21694	6.45.94
21536	6.44.16	21663	6.45.63	21695	6.45.95
21537	6.44.17	21664	6.45.64	21696	6.45.96
21538	6.44.18	21665	6.45.65	21697	6.45.97
21539	6.44.19	21666	6.45.66	21698	6.45.98
21540	6.44.20	21667	6.45.67	21699	6.45.99
21541	6.44.21	21668	6.45.68	21700	6.46.00
21542	6.44.22	21669	6.45.69	21701	6.46.01
21543	6.44.23	21670	6.45.70	21702	6.46.02



SERCORE	ELITE	SERCORE	ELITE	SERCORE	ELITE
21703	6.46.03	21736	6.46.36	21769	6.46.69
21704	6.46.04	21737	6.46.37	21770	6.46.70
21705	6.46.05	21738	6.46.38	21772	6.46.72
21706	6.46.06	21739	6.46.39	21773	6.46.73
21707	6.46.07	21740	6.46.40	21774	6.46.74
21708	6.46.08	21741	6.46.41	21775	6.46.75
21709	6.46.09	21742	6.46.42	21776	6.46.76
21710	6.46.10	21743	6.46.43	21777	6.46.77
21711	6.46.11	21745	6.46.45	21778	6.46.78
21712	6.46.12	21746	6.46.46	21779	6.46.79
21713	6.46.13	21747	6.46.47	21780	6.46.80
21714	6.46.14	21748	6.46.48	21781	6.46.81
21716	6.46.15	21749	6.46.49	21782	6.46.82
21717	6.46.17	21750	6.46.50	21783	6.46.83
21718	6.46.18	21751	6.46.51	21784	6.46.84
21719	6.46.19	21752	6.46.52	21785	6.46.85
21720	6.46.20	21753	6.46.53	21786	6.46.86
21721	6.46.21	21754	6.46.54	21787	6.46.87
21722	6.46.22	21755	6.46.55	21788	6.46.88
21723	6.46.23	21756	6.46.56	21789	6.46.89
21724	6.46.24	21757	6.46.57	21790	6.46.90
21725	6.46.25	21758	6.46.58	21791	6.46.91
21726	6.46.26	21759	6.46.59	21792	6.46.92
21727	6.46.27	21760	6.46.60	21793	6.46.93
21728	6.46.28	21761	6.46.61	21794	6.46.94
21729	6.46.29	21762	6.46.62	21795	6.46.95
21730	6.46.30	21763	6.46.63	21796	6.46.96
21731	6.46.31	21764	6.46.64	21797	6.46.97
21732	6.46.32	21765	6.46.65	21798	6.46.98
21733	6.46.33	21766	6.46.66	21799	6.46.99
21734	6.46.34	21767	6.46.67	21800	6.47.00
21735	6.46.35	21768	6.46.68	21801	6.47.01

SERCORE	ELITE	SERCORE	ELITE	SERCORE	ELITE
21802	6.47.02	21869	6.47.69		
21803	6.47.03	21870	6.47.70		
21804	6.47.04	21870	6.47.70		
21805	6.47.05	21871	6.47.71		
21806	6.47.06	21872	6.47.72		
21807	6.47.07	21873	6.47.73		
21808	6.47.08	21875	6.47.75		
21809	6.47.09	21876	6.47.76		
21810	6.47.10	21877	6.47.77		
21811	6.47.11	21878	6.47.78		
21812	6.47.12				
21813	6.47.13				
21814	6.47.14				
21847	6.47.47				
21848	6.47.48				
21849	6.47.49				
21850	6.47.50				
21851	6.47.51				
21852	6.47.52				
21853	6.47.53				
21854	6.47.54				
21855	6.47.55				
21856	6.47.56				
21857	6.47.57				
21858	6.47.58				
21860	6.47.60				
21861	6.47.61				
21864	6.47.64				
21865	6.47.65				
21866	6.47.66				
21867	6.47.67				
21868	6.47.68				

SERCORE	ELITE	SERCORE	ELITE	SERCORE	ELITE
22024	5.24.74	22306	5.04.06	22342	5.08.32
22025	5.24.75	22306A	5.04.06A	22343	5.08.33
22026	5.24.76	22307	5.04.07	22344	5.08.34
22050	5.25.00	22307A	5.04.07A	22345	5.08.35
22051	5.25.01	22307A	5.04.07A	22346	5.08.36
22052	5.25.02	22307A	5.04.07A	22347	5.08.37
22053	5.25.03	22310	5.04.10	22348	5.08.38
22060	5.43.00	22311	5.04.11	22349	5.08.39
22061	5.43.01	22312	5.04.12	22350	5.08.00
22062	5.43.02	22313	5.04.13	22351	5.08.01
22063	5.43.03	22314	5.04.14	22352	5.08.02
22064	5.43.04	22315	5.04.15	22356	5.08.06
22064A	5.43.04A	22316	5.04.16	22357	5.08.07
22065	5.43.05	22317	5.04.17	22361	5.08.11
22065A	5.43.05A	22318	5.04.18	22361A	5.08.11A
22066	5.43.06	22319	5.04.19	22362	5.08.12
22066A	5.43.06A	22320	5.04.20	22362A	5.08.12A
22067	5.43.07	22321	5.04.21	22363	5.08.13
22067A	5.43.07A	22328	5.04.28	22363A	5.08.13A
22068A	5.43.08A	22329	5.04.29	22364	5.08.14
22069A	5.43.09A	22330	5.08.40	22364A	5.08.14A
22073A	5.43.13A	22331	5.08.41	22365	5.08.15
22074A	5.43.14A	22332	5.08.42	22365A	5.08.15A
22075A	5.43.15A	22333	5.08.43	22366	5.08.16
22300	5.04.00	22334	5.04.34	22367	5.08.17
22301	5.04.01	22335	5.04.35	22368	5.08.18
22302	5.04.02	22336	5.04.36	22368A	5.08.18A
22302A	5.04.02A	22337	5.04.37	22369	5.08.19
22303	5.04.03	22338	5.08.28	22369A	5.08.19A
22303A	5.04.03A	22339	5.08.29	22370	5.08.20
22304	5.04.04	22340	5.08.30	22370R	5.08.20R
22305	5.04.05	22341	5.08.31	22371	5.08.21

SERCORE	ELITE	SERCORE	ELITE	SERCORE	ELITE
22371R	5.08.21R	22422	5.20.22	22447D	5.20.47D
22372	5.08.22	22423	5.20.23	22448B	5.20.48B
22373	5.08.23	22424	5.20.24	22449B	5.20.49B
22374	5.08.24	22424A	5.20.24A	22450	5.20.50
22375	5.08.25	22425	5.20.25	22450A	5.20.50A
22376	5.08.26	22425A	5.20.25A	22451	5.20.51
22377	5.08.27	22432	5.20.32	22451A	5.20.51A
22378	5.08.28	22432A	5.20.32A	22452	5.20.52
22379	5.08.29	22432B	5.20.32B	22452A	5.20.52A
22392	5.16.09	22433	5.20.33	22453	5.20.53
22401	5.20.01	22433A	5.20.33A	22453A	5.20.53A
22402	5.20.02	22433B	5.20.33B	22454	5.20.54
22405	5.20.05	22436	5.20.36	22454A	5.20.54A
22406	5.20.06	22437	5.20.37	22455	5.20.55
22407	5.20.07	22442	5.20.42	22455A	5.20.55A
22409	5.20.09	22442A	5.20.42A	22456	5.20.56
22410	5.20.10	22442C	5.20.42C	22456A	5.20.56A
22411	5.20.11	22443	5.20.43	22457	5.20.57
22411A	5.20.11A	22443A	5.20.43A	22457A	5.20.57A
22412	5.20.12	22443B	5.90.43B	22458	5.20.58
22412A	5.20.12A	22443C	5.20.43C	22458A	5.20.58A
22413	5.20.13	22444	5.20.44	22459	5.20.59
22414	5.20.14	22444A	5.20.44A	22459A	5.20.59A
22415	5.20.15	22444D	5.20.44D	22460	5.20.60
22416	5.20.16	22445	5.20.45	22461	5.20.61
22417	5.20.17	22445A	5.20.45A	22462	5.20.62
22418	5.20.18	22445D	5.20.45D	22462A	5.20.62A
22419	5.20.19	22446	5.20.46	22462B	5.20.62B
22420	5.20.20	22446A	5.20.46A	22463	5.20.63
22420A	5.20.20A	22446D	5.20.46D	22463A	5.20.63A
22421	5.20.21	22447	5.20.47	22463B	5.20.63B
22421A	5.20.21A	22447A	5.20.47A	22464	5.20.64

SERCORE	ELITE	SERCORE	ELITE	SERCORE	ELITE
22464A	5.20.64A	22506	5.24.36	22590	5.28.40
22464B	5.20.64B	22506A	5.24.36A	22591	5.28.41
22465	5.20.65	22507	5.24.37	22591A	5.28.41A
22465A	5.20.65A	22507A	5.24.37A	22592	5.28.42
22465C	5.20.65C	22508	5.24.38	22592A	5.28.42A
22466	5.20.66	22508A	5.24.38A	22593	5.28.43
22466A	5.20.66A	22511	5.24.41	22594	5.28.44
22467	5.20.67	22518	5.24.08	22595	5.28.45
22467A	5.20.67A	22518A	5.24.08A	22595A	5.28.45A
22467B	5.20.67B	22527	5.24.17	22596	5.28.46
22468	5.20.68	22530	5.24.20	22596A	5.28.46A
22468A	5.20.68A	22530A	5.24.20A	22597	5.28.47
22469	5.20.69	22531	5.24.21	22598	5.28.48
22469A	5.20.69A	22531A	5.24.21A	22599	5.28.49
22471	5.20.71	22557	5.28.07	22600	5.28.60
22471A	5.20.71A	22557SC	5.28.07SC	22601	5.28.61
22471B	5.20.71B	22564	5.28.14	22602	5.36.02
22472	5.20.72	22565	5.28.15	22603	5.36.03
22472A	5.20.72A	22566	5.28.16	22604	5.36.04
22473	5.20.73	22567	5.28.17	22605	5.28.65
22473A	5.20.73A	22573	5.28.23	22606	5.36.06
22474	5.20.74	22574	5.28.24	22612	5.36.12
22475	5.20.75	22575	5.28.25	22613	5.36.13
22476A	5.20.76A	22576	5.28.26	22615	5.28.75
22477A	5.20.77A	22577	5.28.27	22616	5.28.76
22477B	5.20.77B	22582	5.28.32	22616	5.28.76
22478A	5.20.78A	22583	5.28.33	22617	5.28.77
22478B	5.20.78B	22585	5.28.35	22618	5.36.18
22479	5.20.79	22586	5.28.36	22619	5.36.19
22479A	5.20.79A	22587	5.28.37	22620	5.40.00
22480	5.20.80	22588	5.28.38	22622	5.36.22
22480A	5.20.80A	22589	5.28.39	22623	5.36.23

SERCORE	ELITE	SERCORE	ELITE	SERCORE	ELITE
22626	5.40.06	22661	5.52.11	22682	5.52.32
22626S	5.40.06S	22661A	5.52.11A	22682A	5.52.32A
22627	5.40.07	22664	5.52.14	22682B	5.52.32B
22629	5.40.09	22664A	5.52.14A	22683	5.52.33
22629	5.40.09	22665	5.52.15	22683A	5.52.33A
22629A	5.40.09A	22665A	5.52.15A	22683B	5.52.33B
22630	5.40.10	22666	5.52.16	22684	5.52.34
22640	5.40.20	22666A	5.52.16A	22684A	5.52.34A
22641	5.40.21	22667	5.52.17	22684B	5.52.34B
22642	5.28.52	22667A	5.52.17A	22685	5.52.35
22643	5.28.53	22668	5.52.18	22685A	5.52.35A
22648	5.28.58	22669	5.52.19	22685B	5.52.35B
22650	5.52.00	22670	5.52.20	22686	5.52.36
22651	5.52.01	22670A	5.52.20A	22686A	5.52.36A
22652	5.52.02	22670B	5.52.20B	22686B	5.52.36B
22652A	5.52.02A	22671	5.52.21	22687	5.52.37
22652B	5.52.02B	22671A	5.52.21A	22687A	5.52.37A
22653	5.52.03	22671B	5.52.21B	22687B	5.52.37B
22653A	5.52.03A	22672	5.52.22	22688	5.52.38
22653B	5.52.03B	22672A	5.52.22A	22688B	5.52.38B
22654	5.52.04	22673	5.52.23	22689	5.52.39
22655	5.52.05	22673A	5.52.23A	22689B	5.52.39B
22656	5.52.06	22674A	5.52.24A	22690	5.52.40
22656A	5.52.06A	22674B	5.52.24B	22691	5.52.41
22656B	5.52.06B	22675	5.52.25	22692	5.52.42
22657	5.52.07	22675A	5.52.25A	22692A	5.52.42A
22657A	5.52.07A	22675B	5.52.25B	22692B	5.52.42B
22657B	5.52.07B	22676A	5.52.26A	22693	5.52.43
22658	5.52.08	22677	5.52.27	22693A	5.52.43A
22659	5.52.09	22678	5.52.28	22693B	5.52.43B
22660	5.52.10	22680	5.52.30	22694	5.52.44
22660A	5.52.10A	22681	5.52.31	22694A	5.52.44A

SERCORE	ELITE	SERCORE	ELITE	SERCORE	ELITE
22694B	5.52.44B	22720	5.56.20	22737A	5.56.37A
22695	5.52.45	22721	5.56.21	22738	5.56.38
22695A	5.52.45A	22722	5.56.22	22739	5.56.39
22695B	5.52.45B	22722A	5.56.22A	22743	5.56.43
22696	5.52.46	22722B	5.56.22B	22744	5.56.44
22696A	5.52.46A	22722C	5.56.22C	22744A	5.56.44A
22696B	5.52.46B	22723	5.56.23	22745	5.56.45
22697	5.52.47	22723A	5.56.23A	22745A	5.56.45A
22697A	5.52.47A	22723B	5.56.23B	22746	5.56.46
22697B	5.52.47B	22723C	5.56.23C	22747	5.56.47
22698	5.52.48	22726	5.56.26	22748	5.56.48
22698A	5.52.48A	22726A	5.56.26A	22748A	5.56.48A
22698B	5.52.48B	22726B	5.56.26B	22748B	5.56.48B
22699	5.52.49	22727	5.56.27	22749	5.56.49
22699A	5.52.49A	22727A	5.56.27A	22749A	5.56.49A
22699B	5.52.49B	22727B	5.56.27B	22749B	5.56.49B
22700	5.56.00	22728	5.56.28	22751	5.60.01
22701	5.56.01	22728A	5.56.28A	22752	5.60.02
22702	5.56.02	22728C	5.56.28C	22755	5.60.05
22702A	5.56.02A	22729B	5.56.29B	22756	5.60.06
22703	5.56.03	22730	5.56.30	22757	5.60.07
22703A	5.56.03A	22731	5.56.31	22758	5.60.08
22704	5.56.04	22732	5.56.32	22759	5.60.09
22705	5.56.05	22732A	5.56.32A	22760	5.60.10
22708	5.56.08	22733	5.56.33	22761	5.60.11
22709	5.56.09	22733A	5.56.33A	22762	5.60.12
22712	5.56.12	22734	5.56.34	22763	5.60.13
22713	5.56.13	22734A	5.56.34A	22764	5.60.14
22714	5.56.14	22735	5.56.35	22765	5.60.15
22715	5.56.15	22735A	5.56.35A	22766	5.60.16
22718	5.56.18	22736A	5.56.36A	22767	5.60.17
22719	5.56.19	22737	5.56.37	22767A	5.60.17A

SERCORE	ELITE	SERCORE	ELITE	SERCORE	ELITE
22768	5.60.18	22797A	5.60.47A	22825C	5.60.75C
22769	5.60.19	22800	5.60.50	22826	5.60.76
22771	5.60.21	22801	5.60.51	22826A	5.60.76A
22771A	5.60.21A	22801A	5.60.51A	22827	5.60.77
22772	5.60.22	22802	5.60.52	22827A	5.60.77A
22773	5.60.23	22802A	5.60.52A	22827B	5.60.77B
22774	5.60.24	22803	5.60.53	22828	5.60.78
22775	5.60.25	22803A	5.60.53A	22829	5.60.79
22777	5.60.27	22804	5.60.54	22830	5.60.80
22779	5.60.29	22805	5.60.55	22830A	5.60.80A
22780	5.60.30	22805A	5.60.55A	22830C	5.60.80C
22781	5.60.31	22806	5.60.56	22831	5.60.81
22782	5.60.32	22806A	5.60.56A	22831A	5.60.81A
22783	5.60.33	22807	5.60.57	22832	5.60.82
22784	5.60.34	22808	5.60.58	22832A	5.60.82A
22784A	5.60.34A	22810	5.60.60	22833	5.60.83
22785	5.60.35	22810A	5.60.60A	22833A	5.60.83A
22785A	5.60.35A	22811	5.60.61	22834	5.60.84
22786	5.60.36	22811A	5.60.61A	22834A	5.60.84A
22788	5.60.38	22812	5.60.62	22835	5.60.85
22788A	5.60.38A	22812A	5.60.62A	22835A	5.60.85A
22789	5.60.39	22813	5.60.63	22835B	5.60.85B
22789A	5.60.39A	22813A	5.60.63A	22836	5.60.86
22790	5.60.40	22814A	5.60.64A	22836A	5.60.86A
22791	5.60.41	22815A	5.60.65A	22837	5.60.87
22792	5.60.42	22820	5.60.70	22837A	5.60.87A
22793	5.60.43	22821	5.60.71	22838A	5.60.88A
22794	5.60.44	22822	5.60.72	22839A	5.60.89A
22795	5.60.45	22823	5.60.73	22840	5.60.90
22796	5.60.46	22825	5.60.75	22840A	5.60.90A
22796A	5.60.46A	22825A	5.60.75A	22841	5.60.91
22797	5.60.47	22825B	5.60.75B	22841A	5.60.91A



SERCORE	ELITE	SERCORE	ELITE	SERCORE	ELITE
22842	5.60.92	22984	5.88.34	221024	5.90.24
22843	5.60.93	22985	5.88.35	221025	5.90.25
22844	5.60.94	22986	5.88.36	221026	5.90.26
22844A	5.60.94A	22987	5.88.37	221027	5.90.27
22845	5.60.95	22988	5.88.38	221028	5.90.28
22845A	5.60.95A	22989	5.88.39	221029	5.90.29
22847	5.60.97	22990	5.88.40	221030	5.90.30
22847	5.60.97	22991	5.88.41	221031	5.90.31
22859	5.68.09	22992	5.88.42	221032	5.90.32
22864	5.68.14	22993	5.88.43	221037	5.90.37
22865	5.68.15	22994	5.88.44	221038	5.90.38
22950	5.88.00	22995	5.88.45	221042	5.90.42
22951	5.88.01	22998	5.88.48	221043	5.90.43
22952	5.88.02	221000	5.90.00	221046	5.90.46
22953	5.88.03	221001	5.90.01	221048	5.90.48
22954	5.88.04	221002	5.90.02	221049	5.90.49
22955	5.88.05	221003	5.90.03	221050	5.90.50
22956	5.88.06	221004	5.90.04	221051	5.90.51
22957	5.88.07	221005	5.90.05	221052	5.90.52
22958	5.88.08	221006	5.90.06	221053	5.90.53
22962	5.88.12	221008	5.90.08	221054	5.90.54
22963	5.88.13	221009	5.90.09	221054	5.90.54
22964	5.88.14	221010	5.90.10	221055	5.90.55
22965	5.88.15	221011	5.90.11	221055	5.90.55
22968	5.88.18	221012	5.90.12	221056	5.90.56
22969	5.88.19	221013	5.90.13	221057	5.90.57
22978	5.88.28	221014	5.90.14	221058	5.90.58
22979	5.88.29	221015	5.90.15	221059	5.90.59
22980	5.88.30	221016	5.90.16	221060	5.90.60
22981	5.88.31	221017	5.90.17	221061	5.90.61
22983	5.88.33	221020	5.90.20	221063	5.90.63
22983A	5.88.33A	221021	5.90.21	221067	5.90.67

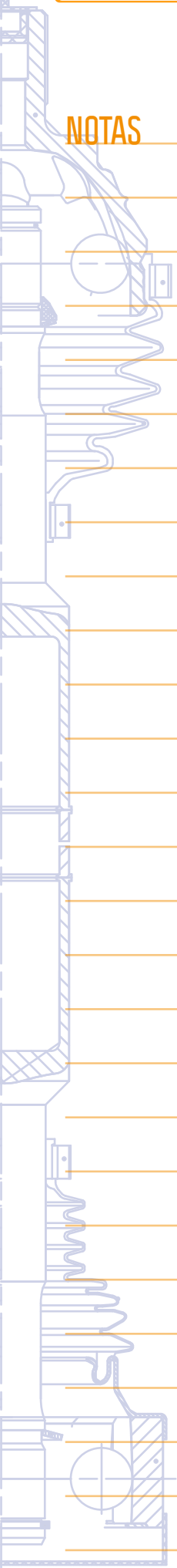
SERCORE	ELITE	SERCORE	ELITE	SERCORE	ELITE
221068	5.90.68	221143	5.91.43	221195	5.91.95
221069	5.90.69	221144	5.91.44	221196	5.91.96
221070	5.90.70	221145	5.91.45	221199	5.91.99
221071	5.90.71	221146	5.91.46	221200	5.92.00
221072	5.90.72	221147	5.91.47	221204	5.92.04
221073	5.90.73	221148	5.91.48	221207	5.92.07
221074	5.90.74	221149	5.91.49	221217	5.92.17
221075	5.90.75	221153	5.91.53	221218	5.92.18
221076	5.90.76	221154	5.91.54	221221	5.92.21
221077	5.90.77	221155	5.91.55	221222	5.92.22
221078	5.90.78	221156	5.91.56	221224	5.92.24
221078A	5.90.78A	221157	5.91.57	221245	5.92.45
221086	5.90.86	221161	5.91.61	221247	5.92.47
221087	5.90.87	221162	5.91.62	221249	5.92.49
221090	5.90.90	221163	5.91.63	221250	5.92.50
221094	5.90.94	221164	5.91.64	221259	5.92.59
221095	5.90.95	221165	5.91.65	221260	5.92.60
221106	5.91.06	221166	5.91.66	221261	5.92.61
221109	5.91.09	221167	5.91.67	221262	5.92.62
221115	5.91.15	221168	5.91.68	221265	5.92.65
221118	5.91.18	221173	5.91.73	221292	5.92.92
221121	5.91.21	221174	5.91.74	221299	1.92.99
221122	5.91.22	221176	5.91.76	221300	5.93.00
221125	5.91.25	221177	5.91.77	221302A	5.93.02A
221126	5.91.26	221178	5.91.78	221307	5.93.07
221127	5.91.27	221180	5.91.80	221308	5.93.08
221130	5.91.30	221183	5.91.83	221312	5.93.12
221131	5.91.31	221184	5.91.84	221320	5.93.20
221138	5.91.38	221191	5.91.91	221326	5.93.26
221139	5.91.39	221192	5.91.92	221327	5.93.27
221141	5.91.41	221193	5.91.93	221330	5.93.30
221142	5.91.42	221194	5.91.94	221332	5.93.32

SERCORE	ELITE	SERCORE	ELITE	SERCORE	ELITE
221333	5.93.33	221380	5.93.80	221415	5.94.15
221334	5.93.34	221382	5.93.82	221416	5.94.16
221335	5.93.35	221384	5.93.84	221417	5.94.17
221336	5.93.36	221385	5.93.85	221418	5.94.18
221338	5.93.38	221386	5.93.86	221419	5.94.19
221340	5.93.40	221387	5.93.87	221420	5.94.20
221344	5.93.44	221388	5.93.88	221421	5.94.21
221345	5.93.45	221389	5.93.89	221422	5.94.22
221346	5.93.46	221390	5.93.90	221423	5.94.23
221347	5.93.47	221391	5.93.91	221424	5.94.24
221349	5.93.49	221392	5.93.92	221425	5.94.25
221350	5.93.50	221393	5.93.93	221426	5.94.26
221355	5.93.55	221394	5.93.94	221427	5.94.27
221356	5.93.56	221395	5.93.95	221428	5.94.28
221357	5.93.57	221396	5.93.96	221429	5.94.29
221358	5.93.58	221397	5.93.97	221430	5.94.30
221364	5.93.64	221398	5.93.98	221431	5.94.31
221365	5.93.65	221399	5.93.99	221431A	5.94.31A
221366	5.93.66	221400	5.94.00	221432	5.94.32
221366A	5.93.66A	221401	5.94.01	221433	5.94.33
221367	5.93.67	221402	5.94.02	221434	5.94.34
221367A	5.93.67A	221403	5.94.03	221435	5.94.35
221369	5.93.69	221404	5.94.04	221436	5.94.36
221370	5.93.70	221406	5.94.06	221437	5.94.37
221371	5.93.71	221407	5.94.07	221438	5.94.38
221372	5.93.72	221408	5.94.08	221439	5.94.39
221373	5.93.73	221409	5.94.09	221440	5.94.40
221374	5.93.74	221410	5.94.10	221441	5.94.41
221375	5.93.75	221411	5.94.11	221442	5.94.42
221377	5.93.77	221412	5.94.12	221443	5.94.43
221378	5.93.78	221413	5.94.13	221445	5.94.45
221379	5.93.79	221414	5.94.14	221446	5.94.46

SERCORE	ELITE	SERCORE	ELITE	SERCORE	ELITE
221447	5.94.47	221479	5.94.79	221511	5.95.11
221448	5.94.48	221480	5.94.80	221512	5.95.12
221449	5.94.49	221481	5.94.81	221513	5.95.13
221450	5.94.50	221482	5.94.82	221514	5.95.14
221451	5.94.51	221483	5.94.83	221515	5.95.15
221452	5.94.52	221484	5.94.84	221516	5.95.16
221453	5.94.53	221485	5.94.85	221517	5.95.17
221454	5.94.54	221486	5.94.86	221518	5.95.18
221455	5.94.55	221487	5.94.87	221519	5.95.19
221456	5.94.56	221488	5.94.88	221520	5.95.20
221456A	5.94.56A	221489	5.94.89	221521	5.95.21
221456B	5.94.56B	221490	5.94.90	221522	5.95.22
221457	5.94.57	221491	5.94.91	221523	5.95.23
221458	5.94.58	221492	5.94.92	221524	5.95.24
221459	5.94.59	221493	5.94.93	221525	5.95.25
221460	5.94.60	221494	5.94.94	221526	5.95.26
221461	5.94.61	221495	5.94.95	221527	5.95.27
221462	5.94.62	221496	5.94.96	221528	5.95.28
221463	5.94.63	221497	5.94.97	221528A	5.95.28A
221464	5.94.64	221498	5.94.98	221528A	5.95.28A
221465	5.94.65	221499	5.94.99	221529	5.95.29
221466	5.94.66	221500	5.95.00	221530	5.95.30
221467	5.94.67	221501	5.95.01	221531	5.95.31
221468	5.94.68	221502	5.95.02	221531A	5.95.31A
221469	5.94.69	221503	5.95.03	221532	5.95.32
221470	5.94.70	221504	5.95.04	221533	5.95.33
221471	5.94.71	221505	5.95.05	221534	5.95.34
221472	5.94.72	221506	1.95.06	221535	5.95.35
221473	5.94.73	221507	5.95.07	221536	5.95.36
221476	5.94.76	221508	5.95.08	221537	5.95.37
221477	5.94.77	221509	5.95.09	221538	5.95.38
221478	5.94.78	221510	5.95.10	221539	5.95.39

SERCORE	ELITE	SERCORE	ELITE	SERCORE	ELITE
221540	5.95.40	221573	5.95.73		
221541	5.95.41	221574	5.95.74		
221542	5.95.42	221575	5.95.75		
221544	5.95.44	221576	5.95.76		
221545	5.95.45	221577	5.95.77		
221546	5.95.46	221578	5.95.78		
221547	5.95.47	221579	5.95.79		
221548	5.95.48	221580	5.95.80		
221549	5.95.49	221581	5.95.81		
221550	5.95.50	221582	5.95.82		
221551	5.95.51	221583	5.95.83		
221552	5.95.52	221584	5.95.84		
221553	5.95.53	221585	5.95.85		
221554	5.95.54	221586	5.95.86		
221555	5.95.55	221587	5.95.87		
221556	5.95.56	221588	5.95.88		
221557	5.95.57				
221558	5.95.58				
221559	5.95.59				
221560	5.95.60				
221561	5.95.61				
221562	5.95.62				
221563	5.95.63				
221564	5.95.64				
221565	5.95.65				
221566	5.95.66				
221567	5.95.67				
221568	5.95.68				
221569	5.95.69				
221570	5.95.70				
221571	5.95.71				
221572	5.95.72				

**NOTAS**



A series of horizontal orange lines spanning the width of the page, intended for taking notes. The lines are evenly spaced and extend from the left margin to the right edge of the page.





# GRUPO **SERCORE**

**Sercore tech**  **ed is**



Pol. Ind. los Frailes, Nave 115  
28814 Daganzo de Arriba  
(Madrid)



Tel: 91 884 54 20  
91 884 55 45  
Fax: 91 884 54 61



pedidos@sercore.com  
exportdep@sercore.com



[www.sercore.com](http://www.sercore.com)

