

**ALFA**
**145 (930)**
**1994 - 2001**
**13407**

**OE numbers**

 60608985  
 60581879  
 60508950  
 15000888

connector type, piston rod entry	rack
tie rod entry teeth number	54
tie rod entrance height	49
screw measure	M12x1,5/M14x1,5
Length (mm)	820
Manufacturer	ZF
Steering side	Left-hand drive vehicle
tie rod entry diameter	17,6

**13409**

**OE numbers**

 71722516  
 60653459  
 60653458  
 60809773  
 71783189  
 60540725  
 60653457  
 60619751  
 60627128

connector type, piston rod entry	rack
Manufacturer	TRW
tie rod entrance height	44,2
tie rod entry teeth number	54
screw measure	M12x1,5/M14x1,5
screw passing, tie end	M12
Steering side	Left-hand drive vehicle
tie rod entry diameter	17,6

**13438**

**OE numbers**

 71722512  
 60655544  
 71722520  
 71 722 444  
 46445152  
 46456740  
 60653457  
 82450573

Steering type	Steering rack
Length (mm)	1155
Operating mode	hydraulic
tie rod entry diameter	17,5
Feature	pipes by pressure
Steering side	Left-hand drive vehicle
screw passing, tie end	14
screw passing, tie end	M14

**13462**

**OE numbers**

 15001022  
 71783195  
 71722516  
 60653459  
 60653458  
 60653457  
 60619751  
 60 809 773

Steering type	Steering rack
Operating mode	hydraulic
Feature	pipes by pressure
Steering side	Left-hand drive vehicle
Manufacturer	TRW
tie rod entrance height	47

**13402**

**OE numbers**

 71722428  
 15000741  
 71783196  
 7776780  
 7772652  
 7648759  
 76 487 58  
 71722430  
 46446303

Steering type	Steering rack
screw passing, tie end	12
Feature	= refs.13406 y 13460
Operating mode	hydraulic
Length (mm)	1110
tie rod entry diameter	17,7
Steering side	Left-hand drive vehicle
Manufacturer	TRW

**13406**

**OE numbers**

 71722430  
 71 722 482  
 7776780  
 7772652  
 7648759  
 76446303  
 76 487 58  
 71783196  
 46446303

screw passing, tie end	12
Steering type	Steering rack
Feature	= refs.13402 y 13460
Length (mm)	1110
Operating mode	hydraulic
tie rod entry diameter	17,5
Steering side	Left-hand drive vehicle
Manufacturer	TRW

**ALFA**

<b>13442</b> 	<b>OE numbers</b> 71783196 82472684 7776780 7772652 7665182 7648759 76446303 7600441 76 487 58	Steering type                      Steering rack Operating mode                    hydraulic Length (mm)                        1110 tie rod entry diameter            17,5 Steering side                        Left-hand drive vehicle tie end lenght [mm]              270 screw measure                      M12x1,5/M14x1,5 Manufacturer                        TRW
<b>13460</b> 	<b>OE numbers</b> 71783196 76 487 58 76446303 7648759 7772652 7776780 71722430 46749764 71711950	Steering type                      Steering rack Feature                                = refs.13406 y 13402 Operating mode                    hydraulic Length (mm)                        1110 Feature                                pipes by pressure tie rod entry diameter            17,5 Steering side                        Left-hand drive vehicle Manufacturer                        TRW
<b>13403</b> 	<b>OE numbers</b> 82450573 46456740 60653457 60655544 71 722 444 71722512 71722520 71783195 71711951	connector type, piston rod entry rack screw measure                      M12x1,5/M14x1,5 tie rod entry teeth number        54 Manufacturer                        TRW tie rod entrance height            45 screw passing, tie end              M14 Steering side                        Left-hand drive vehicle tie rod entry diameter            17,7
<b>146 (930)</b>	<b>1994 - 2001</b>	
<b>13438</b> 	<b>OE numbers</b> 71722512 60655544 71722520 71 722 444 46445152 46456740 60653457 82450573	Steering type                      Steering rack Length (mm)                        1155 Operating mode                    hydraulic tie rod entry diameter            17,5 Feature                                pipes by pressure Steering side                        Left-hand drive vehicle screw passing, tie end              14 screw passing, tie end              M14
<b>13460</b> 	<b>OE numbers</b> 71783196 76 487 58 76446303 7648759 7772652 7776780 71722430 46749764 71711950	Steering type                      Steering rack Feature                                = refs.13406 y 13402 Operating mode                    hydraulic Length (mm)                        1110 Feature                                pipes by pressure tie rod entry diameter            17,5 Steering side                        Left-hand drive vehicle Manufacturer                        TRW
<b>13442</b> 	<b>OE numbers</b> 71783196 82472684 7776780 7772652 7665182 7648759 76446303 7600441 76 487 58	Steering type                      Steering rack Operating mode                    hydraulic Length (mm)                        1110 tie rod entry diameter            17,5 Steering side                        Left-hand drive vehicle tie end lenght [mm]              270 screw measure                      M12x1,5/M14x1,5 Manufacturer                        TRW

**ALFA**

<b>13406</b> 	<b>OE numbers</b> 71722430 71 722 482 7776780 7772652 7648759 76446303 76 487 58 71783196 46446303	screw passing, tie end 12 Steering type Steering rack Feature = refs.13402 y 13460 Length (mm) 1110 Operating mode hydraulic tie rod entry diameter 17,5 Steering side Left-hand drive vehicle Manufacturer TRW
<b>13462</b> 	<b>OE numbers</b> 15001022 71783195 71722516 60653459 60653458 60653457 60619751 60 809 773	Steering type Steering rack Operating mode hydraulic Feature pipes by pressure Steering side Left-hand drive vehicle Manufacturer TRW tie rod entrance height 47
<b>13409</b> 	<b>OE numbers</b> 71722516 60653459 60653458 60809773 71783189 60540725 60653457 60619751 60627128	connector type, piston rod entry rack Manufacturer TRW tie rod entrance height 44,2 tie rod entry teeth number 54 screw measure M12x1,5/M14x1,5 screw passing, tie end M12 Steering side Left-hand drive vehicle tie rod entry diameter 17,6
<b>13407</b> 	<b>OE numbers</b> 60608985 60581879 60508950 15000888	connector type, piston rod entry rack tie rod entry teeth number 54 tie rod entrance height 49 screw measure M12x1,5/M14x1,5 Length (mm) 820 Manufacturer ZF Steering side Left-hand drive vehicle tie rod entry diameter 17,6
<b>13403</b> 	<b>OE numbers</b> 82450573 46456740 60653457 60655544 71 722 444 71722512 71722520 71783195 71711951	connector type, piston rod entry rack screw measure M12x1,5/M14x1,5 tie rod entry teeth number 54 Manufacturer TRW tie rod entrance height 45 screw passing, tie end M14 Steering side Left-hand drive vehicle tie rod entry diameter 17,7
<b>13402</b> 	<b>OE numbers</b> 71722428 15000741 71783196 7776780 7772652 7648759 76 487 58 71722430 46446303	Steering type Steering rack screw passing, tie end 12 Feature = refs.13406 y 13460 Operating mode hydraulic Length (mm) 1110 tie rod entry diameter 17,7 Steering side Left-hand drive vehicle Manufacturer TRW

**ALFA**
**147 (937)**
**2001 - 2004**
**13399**

**OE numbers**

 71722484  
 46755528  
 46755528  
 60693868  
 71785359  
 71794115  
 71793217  
 71785362  
 71724113

tie rod entrance height	42
connector type, piston rod entry	rack
Manufacturer	TRW
screw measure	M12x1,5/M14x1,5
tie rod entry teeth number	22
Steering side	Left-hand drive vehicle
tie end length [mm]	205
Num. of grooves	22

**13986**

**OE numbers**

 60693868  
 60653056  
 71785359  
 60693866  
 46755528

Steering type	Steering rack
Operating mode	hydraulic
tie rod entry diameter	17,6
tie end length [mm]	190
tie rod entry teeth number	22
Num. of grooves	22
Steering side	Left-hand drive vehicle
connector type, piston rod entry	rack

**155 (167)**
**1992 - 1997**
**13438**

**OE numbers**

 71722512  
 60655544  
 71722520  
 71 722 444  
 46445152  
 46456740  
 60653457  
 82450573

Steering type	Steering rack
Length (mm)	1155
Operating mode	hydraulic
tie rod entry diameter	17,5
Feature	pipes by pressure
Steering side	Left-hand drive vehicle
screw passing, tie end	14
screw passing, tie end	M14

**13402**

**OE numbers**

 71722428  
 15000741  
 71783196  
 7776780  
 7772652  
 7648759  
 76 487 58  
 71722430  
 46446303

Steering type	Steering rack
screw passing, tie end	12
Feature	= refs.13406 y 13460
Operating mode	hydraulic
Length (mm)	1110
tie rod entry diameter	17,7
Steering side	Left-hand drive vehicle
Manufacturer	TRW







**13970**

**OE numbers**

7730557

tie rod entrance height	51,6
screw passing, tie end	M12
Manufacturer	TRW
screw measure	M12x1,5 / M14x1,5
tie rod entry teeth number	56
Steering side	Left-hand drive vehicle
connector type, piston rod entry	rack
tie rod entry diameter	17,5

**ALFA**

<b>13462</b> 	<b>OE numbers</b> 15001022 71783195 71722516 60653459 60653458 60653457 60619751 60 809 773	<table border="0"> <tr> <td>Steering type</td> <td>Steering rack</td> </tr> <tr> <td>Operating mode</td> <td>hydraulic</td> </tr> <tr> <td>Feature</td> <td>pipes by pressure</td> </tr> <tr> <td>Steering side</td> <td>Left-hand drive vehicle</td> </tr> <tr> <td>Manufacturer</td> <td>TRW</td> </tr> <tr> <td>tie rod entrance height</td> <td>47</td> </tr> </table>	Steering type	Steering rack	Operating mode	hydraulic	Feature	pipes by pressure	Steering side	Left-hand drive vehicle	Manufacturer	TRW	tie rod entrance height	47				
Steering type	Steering rack																	
Operating mode	hydraulic																	
Feature	pipes by pressure																	
Steering side	Left-hand drive vehicle																	
Manufacturer	TRW																	
tie rod entrance height	47																	
<b>13460</b> 	<b>OE numbers</b> 71783196 76 487 58 76446303 7648759 7772652 7776780 71722430 46749764 71711950	<table border="0"> <tr> <td>Steering type</td> <td>Steering rack</td> </tr> <tr> <td>Feature</td> <td>= refs.13406 y 13402</td> </tr> <tr> <td>Operating mode</td> <td>hydraulic</td> </tr> <tr> <td>Length (mm)</td> <td>1110</td> </tr> <tr> <td>Feature</td> <td>pipes by pressure</td> </tr> <tr> <td>tie rod entry diameter</td> <td>17,5</td> </tr> <tr> <td>Steering side</td> <td>Left-hand drive vehicle</td> </tr> <tr> <td>Manufacturer</td> <td>TRW</td> </tr> </table>	Steering type	Steering rack	Feature	= refs.13406 y 13402	Operating mode	hydraulic	Length (mm)	1110	Feature	pipes by pressure	tie rod entry diameter	17,5	Steering side	Left-hand drive vehicle	Manufacturer	TRW
Steering type	Steering rack																	
Feature	= refs.13406 y 13402																	
Operating mode	hydraulic																	
Length (mm)	1110																	
Feature	pipes by pressure																	
tie rod entry diameter	17,5																	
Steering side	Left-hand drive vehicle																	
Manufacturer	TRW																	
<b>13442</b> 	<b>OE numbers</b> 71783196 82472684 7776780 7772652 7665182 7648759 76446303 7600441 76 487 58	<table border="0"> <tr> <td>Steering type</td> <td>Steering rack</td> </tr> <tr> <td>Operating mode</td> <td>hydraulic</td> </tr> <tr> <td>Length (mm)</td> <td>1110</td> </tr> <tr> <td>tie rod entry diameter</td> <td>17,5</td> </tr> <tr> <td>Steering side</td> <td>Left-hand drive vehicle</td> </tr> <tr> <td>tie end lenght [mm]</td> <td>270</td> </tr> <tr> <td>screw measure</td> <td>M12x1,5/M14x1,5</td> </tr> <tr> <td>Manufacturer</td> <td>TRW</td> </tr> </table>	Steering type	Steering rack	Operating mode	hydraulic	Length (mm)	1110	tie rod entry diameter	17,5	Steering side	Left-hand drive vehicle	tie end lenght [mm]	270	screw measure	M12x1,5/M14x1,5	Manufacturer	TRW
Steering type	Steering rack																	
Operating mode	hydraulic																	
Length (mm)	1110																	
tie rod entry diameter	17,5																	
Steering side	Left-hand drive vehicle																	
tie end lenght [mm]	270																	
screw measure	M12x1,5/M14x1,5																	
Manufacturer	TRW																	
<b>13409</b> 	<b>OE numbers</b> 71722516 60653459 60653458 60809773 71783189 60540725 60653457 60619751 60627128	<table border="0"> <tr> <td>connector type, piston rod entry</td> <td>rack</td> </tr> <tr> <td>Manufacturer</td> <td>TRW</td> </tr> <tr> <td>tie rod entrance height</td> <td>44,2</td> </tr> <tr> <td>tie rod entry teeth number</td> <td>54</td> </tr> <tr> <td>screw measure</td> <td>M12x1,5/M14x1,5</td> </tr> <tr> <td>screw passing, tie end</td> <td>M12</td> </tr> <tr> <td>Steering side</td> <td>Left-hand drive vehicle</td> </tr> <tr> <td>tie rod entry diameter</td> <td>17,6</td> </tr> </table>	connector type, piston rod entry	rack	Manufacturer	TRW	tie rod entrance height	44,2	tie rod entry teeth number	54	screw measure	M12x1,5/M14x1,5	screw passing, tie end	M12	Steering side	Left-hand drive vehicle	tie rod entry diameter	17,6
connector type, piston rod entry	rack																	
Manufacturer	TRW																	
tie rod entrance height	44,2																	
tie rod entry teeth number	54																	
screw measure	M12x1,5/M14x1,5																	
screw passing, tie end	M12																	
Steering side	Left-hand drive vehicle																	
tie rod entry diameter	17,6																	
<b>13406</b> 	<b>OE numbers</b> 71722430 71 722 482 7776780 7772652 7648759 76446303 76 487 58 71783196 46446303	<table border="0"> <tr> <td>screw passing, tie end</td> <td>12</td> </tr> <tr> <td>Steering type</td> <td>Steering rack</td> </tr> <tr> <td>Feature</td> <td>= refs.13402 y 13460</td> </tr> <tr> <td>Length (mm)</td> <td>1110</td> </tr> <tr> <td>Operating mode</td> <td>hydraulic</td> </tr> <tr> <td>tie rod entry diameter</td> <td>17,5</td> </tr> <tr> <td>Steering side</td> <td>Left-hand drive vehicle</td> </tr> <tr> <td>Manufacturer</td> <td>TRW</td> </tr> </table>	screw passing, tie end	12	Steering type	Steering rack	Feature	= refs.13402 y 13460	Length (mm)	1110	Operating mode	hydraulic	tie rod entry diameter	17,5	Steering side	Left-hand drive vehicle	Manufacturer	TRW
screw passing, tie end	12																	
Steering type	Steering rack																	
Feature	= refs.13402 y 13460																	
Length (mm)	1110																	
Operating mode	hydraulic																	
tie rod entry diameter	17,5																	
Steering side	Left-hand drive vehicle																	
Manufacturer	TRW																	
<b>13403</b> 	<b>OE numbers</b> 82450573 46456740 60653457 60655544 71 722 444 71722512 71722520 71783195 71711951	<table border="0"> <tr> <td>connector type, piston rod entry</td> <td>rack</td> </tr> <tr> <td>screw measure</td> <td>M12x1,5/M14x1,5</td> </tr> <tr> <td>tie rod entry teeth number</td> <td>54</td> </tr> <tr> <td>Manufacturer</td> <td>TRW</td> </tr> <tr> <td>tie rod entrance height</td> <td>45</td> </tr> <tr> <td>screw passing, tie end</td> <td>M14</td> </tr> <tr> <td>Steering side</td> <td>Left-hand drive vehicle</td> </tr> <tr> <td>tie rod entry diameter</td> <td>17,7</td> </tr> </table>	connector type, piston rod entry	rack	screw measure	M12x1,5/M14x1,5	tie rod entry teeth number	54	Manufacturer	TRW	tie rod entrance height	45	screw passing, tie end	M14	Steering side	Left-hand drive vehicle	tie rod entry diameter	17,7
connector type, piston rod entry	rack																	
screw measure	M12x1,5/M14x1,5																	
tie rod entry teeth number	54																	
Manufacturer	TRW																	
tie rod entrance height	45																	
screw passing, tie end	M14																	
Steering side	Left-hand drive vehicle																	
tie rod entry diameter	17,7																	



**ALFA**
**13405**

**OE numbers**

 71722510  
 82472684  
 71 783 188  
 60653054  
 60619750  
 60590893  
 60 812 908  
 71711950  
 71783196

connector type, piston rod entry	rack
screw measure	M12x1,5/M14x1,5
tie rod entry teeth number	54
screw passing, tie end	M12
tie rod entrance height	45
Manufacturer	TRW
Steering side	Left-hand drive vehicle
tie rod entry diameter	17,7

**13420**

**OE numbers**

 60812908  
 60619554  
 71711953  
 60619750  
 71711952  
 7730557  
 QSRP770  
 150008283  
 7730558

screw passing, tie end	M14
tie rod entry teeth number	54
screw measure	M12x1,5/M14x1,5
tie rod entrance height	45
Manufacturer	TRW
connector type, piston rod entry	rack
Steering side	Left-hand drive vehicle
tie rod entry diameter	17,7

**156 (932)**
**1997 - 2005**
**13408**

**OE numbers**

 606700851  
 71722522  
 71785386  
 71783208  
 71783207  
 60699514  
 71783542  
 71783205  
 71783203

Steering type	Steering rack
Operating mode	hydraulic
tie rod entry diameter	17,5
Steering side	Left-hand drive vehicle
Length (mm)	1295
screw measure	M12x1,5/M14x1,5
tie rod entry teeth number	54
tie rod entrance height	52,5

**159 (939)**
**2005 - 2011**
**131047**

**OE numbers**

 50515292  
 71789375  
 71789387  
 50501441  
 50501442  
 606936870  
 71793496  
 60693687  
 7832974138

Steering type	Steering rack
tie rod entrance height	59
Operating mode	hydraulic
Manufacturer	ZF
Length (mm)	1330
connector type, piston rod entry	rack
Steering side	Left-hand drive vehicle
screw passing, tie end	20

**164 (164)**
**1987 - 1998**
**13441**

**OE numbers**

 82452738  
 37502141  
 60554935  
 60591513  
 60591514  
 82 480 948  
 82421734  
 82437269

Manufacturer	TRW
tie rod entrance height	67,7
screw passing, tie end	M14
screw measure	M12x1,5/M14x1,5
tie rod entry teeth number	60
connector type, piston rod entry	rack
Steering side	Left-hand drive vehicle
tie rod entry diameter	17,5

**ALFA**
**13463**

**OE numbers**

 60600215  
 60614473  
 60594888  
 60614474  
 60594889  
 60578199  
 60569886

Manufacturer	TRW
screw measure	M12x1,5 / M14x1,5
tie rod entry teeth number	56
Cylinder	For outer cylinder
tie rod entrance height	66,7
connector type, piston rod entry	rack
Steering side	Left-hand drive vehicle
tie rod entry diameter	17,7

**166 (936)**
**1998 - 2007**
**13431**

**OE numbers**

 60670958  
 60661952  
 60655482  
 71723099  
 71794220  
 60677887

tie rod entry teeth number	54
Manufacturer	TRW
tie rod entrance height	47,6
screw measure	M12x1,5/M14x1,5
connector type, piston rod entry	rack
Length (mm)	1285
Steering side	Left-hand drive vehicle
tie rod entry diameter	17,6

**33 (905)**
**1983 - 1993**
**13404**

**OE numbers**

 6053585900  
 60538590  
 750418  
 60553347  
 605385590  
 7836955151

Steering type	Steering rack
Operating mode	hydraulic
tie rod entry diameter	17,6
Steering side	Left-hand drive vehicle
Manufacturer	ZF
Length (mm)	845
tie rod entry teeth number	44
screw measure	M12x1,5/M14x1,5

**14190**
**OE numbers**

 700628  
 1535801  
 506527

tie rod entrance height	34,1
connector type, piston rod entry	rack
Length (mm)	620
tie rod entry teeth number	18
Steering type	Steering rack
Operating mode	Manual
tie rod entry diameter	16,3

**33 (907A)**
**1990 - 1994**
**13404**

**OE numbers**

 6053585900  
 60538590  
 750418  
 60553347  
 605385590  
 7836955151

Steering type	Steering rack
Operating mode	hydraulic
tie rod entry diameter	17,6
Steering side	Left-hand drive vehicle
Manufacturer	ZF
Length (mm)	845
tie rod entry teeth number	44
screw measure	M12x1,5/M14x1,5

**ALFA**
**75 (162B)**
**1985 - 1992**
**14191**

**OE numbers**

 116432300201  
 116002300243  
 1535701  
 162002300200

Operating mode

Manual

Steering type

Steering rack

**13400**

**OE numbers**

 60582806  
 117022300200  
 60724828  
 60564342  
 60543476  
 162142300201  
 161202300202  
 7830 955 105  
 7830955123

Steering type

Steering rack

Operating mode

hydraulic

Length (mm)

1075

tie rod entry diameter

17,6

Steering side

Left-hand drive vehicle

screw measure

M10x1,5/M14x1,5

Manufacturer

ZF

connector type, piston rod entry

rack

**13401**

**OE numbers**

 60724828  
 60582806  
 60543476  
 162142300201  
 117022300200  
 161202300202  
 60564342

tie rod entrance height

38

connector type, piston rod entry

rack

Remarks

3 tubes

Manufacturer

ZF

screw measure

M10x1,5/M14x1,5

tie rod entry teeth number

44

Steering side

Left-hand drive vehicle

tie rod entry diameter

17,6

**90 (162)**
**1984 - 1987**
**13401**

**OE numbers**

 60724828  
 60582806  
 60543476  
 162142300201  
 117022300200  
 161202300202  
 60564342

tie rod entrance height

38

connector type, piston rod entry

rack

Remarks

3 tubes

Manufacturer

ZF

screw measure

M10x1,5/M14x1,5

tie rod entry teeth number

44

Steering side

Left-hand drive vehicle

tie rod entry diameter

17,6

**14191**

**OE numbers**

 116432300201  
 116002300243  
 1535701  
 162002300200

Operating mode

Manual

Steering type

Steering rack



**ALFA**
**ALFASUD (901)**
**1972 - 1984**
**14190**
**OE numbers**

 700628  
 1535801  
 506527

tie rod entrance height	34,1
connector type, piston rod entry	rack
Length (mm)	620
tie rod entry teeth number	18
Steering type	Steering rack
Operating mode	Manual
tie rod entry diameter	16,3

**ALFETTA (116)**
**1974 - 1984**
**14191**

**OE numbers**

 116432300201  
 116002300243  
 1535701  
 162002300200

Operating mode	Manual
Steering type	Steering rack

**ALFETTA GT (116)**
**1974 - 1986**
**14191**

**OE numbers**

 116432300201  
 116002300243  
 1535701  
 162002300200

Operating mode	Manual
Steering type	Steering rack

**AR 6 Bus (280)**
**1985 - 1989**
**13423**

**OE numbers**

 400039  
 4011.39  
 7594079  
 7719021  
 9791300380  
 9941078  
 9943622  
 4000.39

Steering type	Steering rack
screw measure	M14x1,5/M16x1,5
Operating mode	hydraulic
tie rod entry diameter	17,6
Steering side	Left-hand drive vehicle
tie end length [mm]	275
Length (mm)	1315
connector type, piston rod entry	rack

**AR 6 Furgón (280)**
**1985 - 1989**
**13423**

**OE numbers**

 400039  
 4011.39  
 7594079  
 7719021  
 9791300380  
 9941078  
 9943622  
 4000.39

Steering type	Steering rack
screw measure	M14x1,5/M16x1,5
Operating mode	hydraulic
tie rod entry diameter	17,6
Steering side	Left-hand drive vehicle
tie end length [mm]	275
Length (mm)	1315
connector type, piston rod entry	rack

**ALFA**
**ARNA (920)**
**1983 - 1986**
**14190**
**OE numbers**

 700628  
 1535801  
 506527

tie rod entrance height	34,1
connector type, piston rod entry	rack
Length (mm)	620
tie rod entry teeth number	18
Steering type	Steering rack
Operating mode	Manual
tie rod entry diameter	16,3

**GT (937)**
**2003 - 2010**
**13986**

**OE numbers**

 60693868  
 60653056  
 71785359  
 60693866  
 46755528

Steering type	Steering rack
Operating mode	hydraulic
tie rod entry diameter	17,6
tie end length [mm]	190
tie rod entry teeth number	22
Num. of grooves	22
Steering side	Left-hand drive vehicle
connector type, piston rod entry	rack

**GTV (916C\_)**
**1995 - 2005**
**13405**

**OE numbers**

 71722510  
 82472684  
 71 783 188  
 60653054  
 60619750  
 60590893  
 60 812 908  
 71711950  
 71783196

connector type, piston rod entry	rack
screw measure	M12x1,5/M14x1,5
tie rod entry teeth number	54
screw passing, tie end	M12
tie rod entrance height	45
Manufacturer	TRW
Steering side	Left-hand drive vehicle
tie rod entry diameter	17,7

**13970**

**OE numbers**

7730557

tie rod entrance height	51,6
screw passing, tie end	M12
Manufacturer	TRW
screw measure	M12x1,5 / M14x1,5
tie rod entry teeth number	56
Steering side	Left-hand drive vehicle
connector type, piston rod entry	rack
tie rod entry diameter	17,5







**13462**

**OE numbers**

 15001022  
 71783195  
 71722516  
 60653459  
 60653458  
 60653457  
 60619751  
 60 809 773

Steering type	Steering rack
Operating mode	hydraulic
Feature	pipes by pressure
Steering side	Left-hand drive vehicle
Manufacturer	TRW
tie rod entrance height	47

**ALFA**

<b>13460</b> 	<b>OE numbers</b> 71783196 76 487 58 76446303 7648759 7772652 7776780 71722430 46749764 71711950	Steering type                      Steering rack Feature                                = refs.13406 y 13402 Operating mode                      hydraulic Length (mm)                          1110 Feature                                pipes by pressure tie rod entry diameter               17,5 Steering side                          Left-hand drive vehicle Manufacturer                          TRW
<b>13442</b> 	<b>OE numbers</b> 71783196 82472684 7776780 7772652 7665182 7648759 76446303 7600441 76 487 58	Steering type                      Steering rack Operating mode                      hydraulic Length (mm)                          1110 tie rod entry diameter               17,5 Steering side                          Left-hand drive vehicle tie end lenght [mm]                 270 screw measure                        M12x1,5/M14x1,5 Manufacturer                          TRW
<b>13420</b> 	<b>OE numbers</b> 60812908 60619554 71711953 60619750 71711952 7730557 QSRP770 150008283 7730558	screw passing, tie end              M14 tie rod entry teeth number         54 screw measure                        M12x1,5/M14x1,5 tie rod entrance height             45 Manufacturer                          TRW connector type, piston rod entry   rack Steering side                          Left-hand drive vehicle tie rod entry diameter               17,7
<b>13406</b> 	<b>OE numbers</b> 71722430 71 722 482 7776780 7772652 7648759 76446303 76 487 58 71783196 46446303	screw passing, tie end              12 Steering type                          Steering rack Feature                                = refs.13402 y 13460 Length (mm)                          1110 Operating mode                      hydraulic tie rod entry diameter               17,5 Steering side                          Left-hand drive vehicle Manufacturer                          TRW
<b>13402</b> 	<b>OE numbers</b> 71722428 15000741 71783196 7776780 7772652 7648759 76 487 58 71722430 46446303	Steering type                          Steering rack screw passing, tie end              12 Feature                                = refs.13406 y 13460 Operating mode                      hydraulic Length (mm)                          1110 tie rod entry diameter               17,7 Steering side                          Left-hand drive vehicle Manufacturer                          TRW
<b>13409</b> 	<b>OE numbers</b> 71722516 60653459 60653458 60809773 71783189 60540725 60653457 60619751 60627128	connector type, piston rod entry   rack Manufacturer                          TRW tie rod entrance height             44,2 tie rod entry teeth number         54 screw measure                        M12x1,5/M14x1,5 screw passing, tie end              M12 Steering side                          Left-hand drive vehicle tie rod entry diameter               17,6

**ALFA**
**SPIDER (115)**
**1971 - 1993**
**13420**

**OE numbers**

 60812908  
 60619554  
 71711953  
 60619750  
 71711952  
 7730557  
 QSRP770  
 150008283  
 7730558

screw passing, tie end	M14
tie rod entry teeth number	54
screw measure	M12x1,5/M14x1,5
tie rod entrance height	45
Manufacturer	TRW
connector type, piston rod entry	rack
Steering side	Left-hand drive vehicle
tie rod entry diameter	17,7

**SPIDER (916S\_)**
**1995 - 2005**
**13405**

**OE numbers**

 71722510  
 82472684  
 71 783 188  
 60653054  
 60619750  
 60590893  
 60 812 908  
 71711950  
 71783196

connector type, piston rod entry	rack
screw measure	M12x1,5/M14x1,5
tie rod entry teeth number	54
screw passing, tie end	M12
tie rod entrance height	45
Manufacturer	TRW
Steering side	Left-hand drive vehicle
tie rod entry diameter	17,7

**13460**

**OE numbers**

 71783196  
 76 487 58  
 76446303  
 7648759  
 7772652  
 7776780  
 71722430  
 46749764  
 71711950

Steering type	Steering rack
Feature	= refs.13406 y 13402
Operating mode	hydraulic
Length (mm)	1110
Feature	pipes by pressure
tie rod entry diameter	17,5
Steering side	Left-hand drive vehicle
Manufacturer	TRW

**13462**

**OE numbers**

 15001022  
 71783195  
 71722516  
 60653459  
 60653458  
 60653457  
 60619751  
 60 809 773

Steering type	Steering rack
Operating mode	hydraulic
Feature	pipes by pressure
Steering side	Left-hand drive vehicle
Manufacturer	TRW
tie rod entrance height	47

**13442**

**OE numbers**

 71783196  
 82472684  
 7776780  
 7772652  
 7665182  
 7648759  
 76446303  
 7600441  
 76 487 58

Steering type	Steering rack
Operating mode	hydraulic
Length (mm)	1110
tie rod entry diameter	17,5
Steering side	Left-hand drive vehicle
tie end length [mm]	270
screw measure	M12x1,5/M14x1,5
Manufacturer	TRW

**ALFA**
**13406**

**OE numbers**

 71722430  
 71 722 482  
 7776780  
 7772652  
 7648759  
 76446303  
 76 487 58  
 71783196  
 46446303

screw passing, tie end	12
Steering type	Steering rack
Feature	= refs.13402 y 13460
Length (mm)	1110
Operating mode	hydraulic
tie rod entry diameter	17,5
Steering side	Left-hand drive vehicle
Manufacturer	TRW

**13402**

**OE numbers**

 71722428  
 15000741  
 71783196  
 7776780  
 7772652  
 7648759  
 76 487 58  
 71722430  
 46446303

Steering type	Steering rack
screw passing, tie end	12
Feature	= refs.13406 y 13460
Operating mode	hydraulic
Length (mm)	1110
tie rod entry diameter	17,7
Steering side	Left-hand drive vehicle
Manufacturer	TRW

**13409**

**OE numbers**

 71722516  
 60653459  
 60653458  
 60809773  
 71783189  
 60540725  
 60653457  
 60619751  
 60627128

connector type, piston rod entry	rack
Manufacturer	TRW
tie rod entrance height	44,2
tie rod entry teeth number	54
screw measure	M12x1,5/M14x1,5
screw passing, tie end	M12
Steering side	Left-hand drive vehicle
tie rod entry diameter	17,6

**13420**

**OE numbers**

 60812908  
 60619554  
 71711953  
 60619750  
 71711952  
 7730557  
 QSRP770  
 150008283  
 7730558

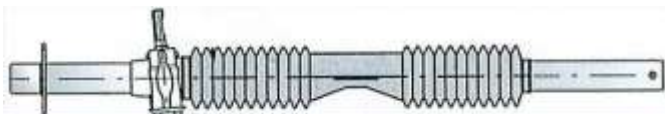
screw passing, tie end	M14
tie rod entry teeth number	54
screw measure	M12x1,5/M14x1,5
tie rod entrance height	45
Manufacturer	TRW
connector type, piston rod entry	rack
Steering side	Left-hand drive vehicle
tie rod entry diameter	17,7

**ALFA**
**100 (43, C2) / Avant**
**1976 - 1982**
**13410**

**OE numbers**

 7847955110  
 443422065G  
 4A1422065C  
 443422065A  
 443422065C  
 443422065CX  
 443422065D  
 443422065F  
 443422065H

Steering type	Steering rack
Operating mode	hydraulic
Length (mm)	925
Steering side	Left-hand drive vehicle
tie rod entry diameter	17,4
screw measure	M16x1,5/M16x1,5
tie rod entry teeth number	44
Manufacturer	ZF

**14195**

**OE numbers**

 443419063B  
 431419523H  
 443419063A

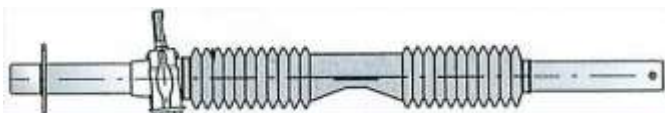
Steering type	Steering rack
Operating mode	Manual

**100 (44, 44Q, C3) / Avant**
**1982 - 1991**
**13411**

**OE numbers**

 443422065L  
 4A1422065X  
 4A1422065E  
 4A1422065C  
 4A1422065  
 443422065LX  
 443422065HX  
 443422065H  
 443422065G

connector type, piston rod entry	rack
Manufacturer	ZF
tie rod entry teeth number	44
tie rod entrance height	42,6
Steering side	Left-hand drive vehicle
tie rod entry diameter	17,7
Length (mm)	920
Operating mode	hydraulic

**14195**

**OE numbers**

 443419063B  
 431419523H  
 443419063A

Steering type	Steering rack
Operating mode	Manual

**100 (4A, C4) / Avant**
**1990 - 1994**
**13414**

**OE numbers**

 4A1422065J  
 4A1422065AD  
 4A1422066  
 4A1422065AL  
 4A1 422 065 X  
 443 422 065 LX  
 443 422 065 GX  
 4A1422066X  
 4A1422065

Manufacturer	ZF
Drill Ø	8
tie rod entry teeth number	44
connector type, piston rod entry	rack
tie rod entrance height	36,6
Steering side	Left-hand drive vehicle
tie rod entry diameter	17,6
Operating mode	hydraulic

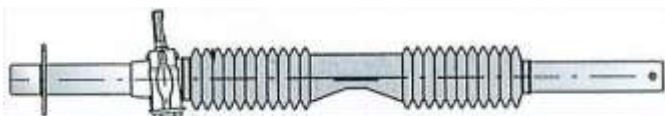


**AUDI**
**13411**

**OE numbers**

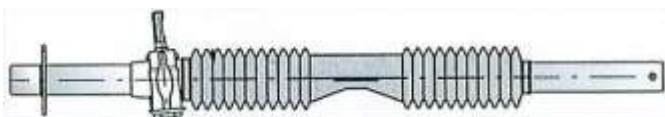
 443422065L  
 4A1422065X  
 4A1422065E  
 4A1422065C  
 4A1422065  
 443422065LX  
 443422065HX  
 443422065H  
 443422065G

connector type, piston rod entry	rack
Manufacturer	ZF
tie rod entry teeth number	44
tie rod entrance height	42,6
Steering side	Left-hand drive vehicle
tie rod entry diameter	17,7
Length (mm)	920
Operating mode	hydraulic

**100 (C1)**
**1968 - 1976**
**14195**

**OE numbers**

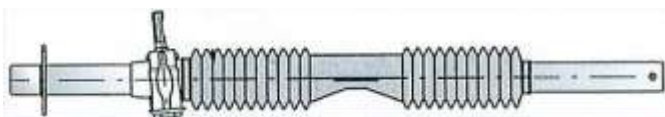
 443419063B  
 431419523H  
 443419063A

Steering type	Steering rack
Operating mode	Manual

**100 Coupe (C1)**
**1970 - 1976**
**14195**

**OE numbers**

 443419063B  
 431419523H  
 443419063A

Steering type	Steering rack
Operating mode	Manual

**200 (43)**
**1979 - 1982**
**14195**

**OE numbers**

 443419063B  
 431419523H  
 443419063A

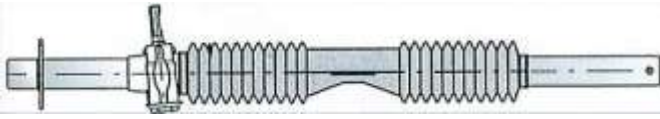
Steering type	Steering rack
Operating mode	Manual

**200 (44, 44Q)**
**1983 - 1991**
**13411**

**OE numbers**

 443422065L  
 4A1422065X  
 4A1422065E  
 4A1422065C  
 4A1422065  
 443422065LX  
 443422065HX  
 443422065H  
 443422065G

connector type, piston rod entry	rack
Manufacturer	ZF
tie rod entry teeth number	44
tie rod entrance height	42,6
Steering side	Left-hand drive vehicle
tie rod entry diameter	17,7
Length (mm)	920
Operating mode	hydraulic

**AUDI**
**14195**

**OE numbers**

 443419063B  
 431419523H  
 443419063A

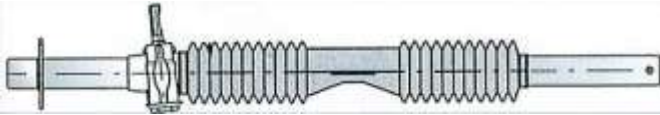
Steering type	Steering rack
Operating mode	Manual

**200 Avant (44, 44Q)**
**1983 - 1991**
**13411**

**OE numbers**

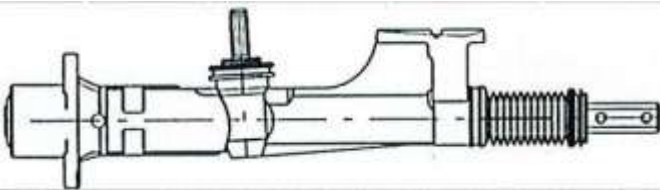
 443422065L  
 4A1422065X  
 4A1422065E  
 4A1422065C  
 4A1422065  
 443422065LX  
 443422065HX  
 443422065H  
 443422065G

connector type, piston rod entry	rack
Manufacturer	ZF
tie rod entry teeth number	44
tie rod entrance height	42,6
Steering side	Left-hand drive vehicle
tie rod entry diameter	17,7
Length (mm)	920
Operating mode	hydraulic

**14195**

**OE numbers**

 443419063B  
 431419523H  
 443419063A

Steering type	Steering rack
Operating mode	Manual

**80 (81, 85, B2)**
**1978 - 1986**
**14194**

**OE numbers**

 893419105  
 893419063E

Steering type	Steering rack
Operating mode	Manual
tie rod entry diameter	16,2
Length (mm)	565
connector type, piston rod entry	rack
tie rod entry teeth number	48
tie rod entrance height	45,8

**80 (89, 89Q, 8A, B3)**
**1986 - 1991**
**13560**

**OE numbers**

 893422065  
 811422065A  
 811422065  
 811422065C  
 811422065D  
 811422065E  
 811422065F  
 893422065D  
 893422065G

Feature	No = 13412
tie rod entry diameter	17,2
Steering type	Steering rack
screw measure	M14x1,5 / M14x1,5
Length (mm)	535
tie rod entrance height	46
tie rod entry teeth number	44
Steering side	Left-hand drive vehicle

**AUDI**
**13412S**
**OE numbers**

 8E1422052R  
 8E1422052RX  
 8E1422052S  
 8E1422052SX  
 8E1422065L  
 8E1422065M  
 8E1422066P  
 8G1422065X  
 8E1422052N

connector type, piston rod entry	rack
Length (mm)	710
Manufacturer	ZF
tie rod entrance height	49,5
tie rod entry teeth number	44
Steering side	Left-hand drive vehicle
Equipment	with servotronic
Feature	No = 13560

**13412**

**OE numbers**

 8E1422066Q  
 8E1422052R  
 8E1422052RX  
 8E1422052S  
 8E1422052SX  
 8E1422065L  
 8E1422065M  
 8E1422066P  
 8G1422065X

screw measure	M14x1,5/M14x1,5
Steering type	Steering rack
Operating mode	hydraulic
tie rod entry diameter	17,6
Feature	No = 13560
Steering side	Left-hand drive vehicle
tie rod entry teeth number	44
tie rod entrance height	49,5

**80 (8C, B4) / Avant**
**1991 - 1994**
**13412S**
**OE numbers**

 8E1422052R  
 8E1422052RX  
 8E1422052S  
 8E1422052SX  
 8E1422065L  
 8E1422065M  
 8E1422066P  
 8G1422065X  
 8E1422052N

connector type, piston rod entry	rack
Length (mm)	710
Manufacturer	ZF
tie rod entrance height	49,5
tie rod entry teeth number	44
Steering side	Left-hand drive vehicle
Equipment	with servotronic
Feature	No = 13560

**13560**

**OE numbers**

 893422065  
 811422065A  
 811422065  
 811422065C  
 811422065D  
 811422065E  
 811422065F  
 893422065D  
 893422065G

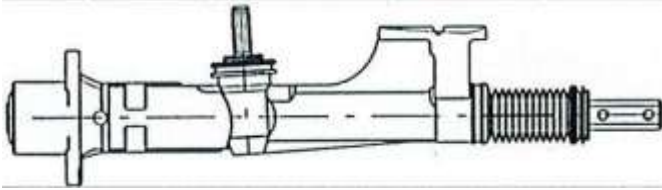
Feature	No = 13412
tie rod entry diameter	17,2
Steering type	Steering rack
screw measure	M14x1,5 / M14x1,5
Length (mm)	535
tie rod entrance height	46
tie rod entry teeth number	44
Steering side	Left-hand drive vehicle

**13412**

**OE numbers**

 8E1422066Q  
 8E1422052R  
 8E1422052RX  
 8E1422052S  
 8E1422052SX  
 8E1422065L  
 8E1422065M  
 8E1422066P  
 8G1422065X

screw measure	M14x1,5/M14x1,5
Steering type	Steering rack
Operating mode	hydraulic
tie rod entry diameter	17,6
Feature	No = 13560
Steering side	Left-hand drive vehicle
tie rod entry teeth number	44
tie rod entrance height	49,5

**AUDI**
**90 (81, 85, B2)**
**1984 - 1987**
**14194**

**OE numbers**

 893419105  
 893419063E

Steering type	Steering rack
Operating mode	Manual
tie rod entry diameter	16,2
Length (mm)	565
connector type, piston rod entry	rack
tie rod entry teeth number	48
tie rod entrance height	45,8

**90 (89, 89Q, 8A, B3)**
**1987 - 1991**
**13412**

**OE numbers**

 8E1422066Q  
 8E1422052R  
 8E1422052RX  
 8E1422052S  
 8E1422052SX  
 8E1422065L  
 8E1422065M  
 8E1422066P  
 8G1422065X

screw measure	M14x1,5/M14x1,5
Steering type	Steering rack
Operating mode	hydraulic
tie rod entry diameter	17,6
Feature	No = 13560
Steering side	Left-hand drive vehicle
tie rod entry teeth number	44
tie rod entrance height	49,5

**13412S**
**OE numbers**

 8E1422052R  
 8E1422052RX  
 8E1422052S  
 8E1422052SX  
 8E1422065L  
 8E1422065M  
 8E1422066P  
 8G1422065X  
 8E1422052N

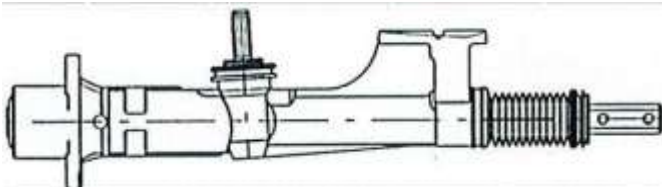
connector type, piston rod entry	rack
Length (mm)	710
Manufacturer	ZF
tie rod entrance height	49,5
tie rod entry teeth number	44
Steering side	Left-hand drive vehicle
Equipment	with servotronic
Feature	No = 13560

**13560**

**OE numbers**

 893422065  
 811422065A  
 811422065  
 811422065C  
 811422065D  
 811422065E  
 811422065F  
 893422065D  
 893422065G

Feature	No = 13412
tie rod entry diameter	17,2
Steering type	Steering rack
screw measure	M14x1,5 / M14x1,5
Length (mm)	535
tie rod entrance height	46
tie rod entry teeth number	44
Steering side	Left-hand drive vehicle

**14194**

**OE numbers**

 893419105  
 893419063E

Steering type	Steering rack
Operating mode	Manual
tie rod entry diameter	16,2
Length (mm)	565
connector type, piston rod entry	rack
tie rod entry teeth number	48
tie rod entrance height	45,8

**AUDI**
**A2 (8Z0)**
**2000 - 2005**
**13432SV**

**OE numbers**

 6Q1423061M  
 6Q1423055E  
 6Q1422061  
 8Z1423052C  
 6Q1423061MX  
 6Q1423061G  
 6Q1 423 061NX  
 6Q1 423 061N  
 6E1423061

Manufacturer	TRW (c/s Valeo)
tie rod entrance height	65
connector type, piston rod entry	rack
Equipment	with servotronic
tie rod entry teeth number	22
Steering side	Left-hand drive vehicle
tie rod entry diameter	17,5
Additional Information	with sensor

**13432SH**

**OE numbers**

 6Q2423061KX  
 6Q2423061L  
 6Q2423061HX  
 6Q1423061NX  
 6Q1423061M  
 8Z1423052C  
 6Q1423061S  
 6Q1423061N  
 6Q1423061MX

Steering type	Steering rack
Length (mm)	1205
screw measure	M14x1,5/M16x1,5
Operating mode	hydraulic
Additional Information	with sensor
tie rod entry diameter	17,5
Steering side	Left-hand drive vehicle
tie rod entry teeth number	22

**A3 (8L1)**
**1999 -**
**13922**

**OE numbers**

 8N1 422 061 FX  
 8N1 422 061 F  
 8N1422055A  
 8N1422061D  
 8N1 422 055 D  
 8N1 422 061 DX  
 1ML 422 061 C  
 1ML 422 061 B  
 1ML 422 061

screw measure	M14x1,5 / M16x1,5
Manufacturer	ZF
tie rod entrance height	68,5
tie end length [mm]	348
Steering side	Left-hand drive vehicle
connector type, piston rod entry	rack
tie rod entry teeth number	22
tie rod entry diameter	17,5

**13932**

**OE numbers**

 1J1422060K  
 1J1422062D  
 1J1422327  
 1J1422105DE  
 1J1422105  
 1J1422063C  
 1J1422063B  
 1J1422062EX  
 1J1422062E

tie rod entry diameter	17,3
tie rod entry teeth number	22
Feature	= 13595
Steering type	Steering rack
Operating mode	hydraulic
connector type, piston rod entry	rack
Steering side	Left-hand drive vehicle
tie rod entrance height	67,8

**13595**

**OE numbers**

 1J1422055F  
 1J1422062HX  
 1J1422062LX  
 1J1422070X  
 1J1422062E  
 1J1422327  
 1J1422105DE  
 1J1422105  
 1J1422063C

tie rod entry diameter	18
tie rod entry teeth number	22
Feature	= 13932
Steering type	Steering rack
Operating mode	hydraulic
tie end length [mm]	315
Steering side	Left-hand drive vehicle
connector type, piston rod entry	rack



**AUDI**
**13900**

**OE numbers**

 1J1422062HX  
 1J1422062LX  
 1J1422070X  
 1J1422062E  
 1J1422105  
 1J1422063C  
 1J1422061SX  
 1J1422062EX  
 1J1422327

Steering type	Steering rack
Length (mm)	1300
Operating mode	hydraulic
tie rod entry diameter	17,6
tie rod entry teeth number	22
tie rod entrance height	67,7
tie end length [mm]	340
Steering side	Left-hand drive vehicle

**A3 (8P1)**
**2003 -**
**131112**
**OE numbers**

 1K1 423 055 MX  
 1K1 423 055 G  
 1K1 423 055 K  
 1K1 423 055 GX  
 1K1 423 055 M  
 1K1 423 055 KX  
 5N1 909 144J  
 5WK46800D02  
 090320070402

Manufacturer	ZF
tie rod entrance height	60
Operating mode	electric
casing type	plastic cover
tie rod entry teeth number	23
tie rod entry diameter	18
Length (mm)	1270
Steering type	Steering rack

**131074**

**OE numbers**

 1K1423055GX  
 1K1423055G  
 1K1423051DL  
 1K1423051DF  
 1K1423051BQ  
 1K1423051AA  
 1K1423051AJ  
 1K1423051AM  
 1K1423051EE

tie rod entrance height	60
Manufacturer	ZF
Operating mode	Electronic
tie rod entry diameter	18
casing type	plastic cover
tie rod entry teeth number	23
Steering type	Steering rack
Length (mm)	1270

**131086**

**OE numbers**

 1K1423051AE  
 1K1423051AG  
 1K1423051AN  
 1K1423055FX  
 1K1423055C  
 1K1423055E  
 1K1423055F  
 1K1423051CC  
 7805974131

Operating mode	electric
Remarks	1° GEN
Steering type	Steering rack

**A3 Sportback (8PA)**
**2004 - 2008**
**131074**

**OE numbers**

 1K1423055GX  
 1K1423055G  
 1K1423051DL  
 1K1423051DF  
 1K1423051BQ  
 1K1423051AA  
 1K1423051AJ  
 1K1423051AM  
 1K1423051EE

tie rod entrance height	60
Manufacturer	ZF
Operating mode	Electronic
tie rod entry diameter	18
casing type	plastic cover
tie rod entry teeth number	23
Steering type	Steering rack
Length (mm)	1270



**AUDI**
**131086**

**OE numbers**

 1K1423051AE  
 1K1423051AG  
 1K1423051AN  
 1K1423055FX  
 1K1423055C  
 1K1423055E  
 1K1423055F  
 1K1423051CC  
 7805974131

Operating mode	electric
Remarks	1° GEN
Steering type	Steering rack

**A4 (8D2, B5) / Avant**
**1994 - 2000**
**13413**

**OE numbers**

 00278523  
 8D1422053  
 8D1422052D  
 8D1422052E  
 8D1422052MX  
 8D1422052N  
 8D1422052P  
 8D1422065J  
 8D1422065R

screw measure	M14x1,5/M16x1,5
Steering type	Steering rack
Operating mode	hydraulic
tie rod entry diameter	19
Steering side	Left-hand drive vehicle
connector type, piston rod entry	without teeth
tie end length [mm]	130
Manufacturer	KOYO

**13916**

**OE numbers**

 8D1422069  
 8D1422052PX  
 8D1422065R  
 8D1422065S  
 8D1422066D  
 8D1422066F  
 8D1422069A  
 8D1422069C  
 8D1422069G

Steering type	Steering rack
Operating mode	hydraulic
tie rod entry diameter	19
Feature	= 13434
connector type, piston rod entry	without teeth
Steering side	Left-hand drive vehicle
tie rod entrance height	38
Length (mm)	1025

**13433**

**OE numbers**

 8D1422077P  
 8D1422052A  
 8D1422065  
 8D1422052H  
 8D1422052D  
 8D1422069H  
 8D1422052C  
 8D1422071K  
 4B1 422 052 FX

Steering type	Steering rack
screw measure	M14x1,5/M16x1,5
Operating mode	hydraulic
Manufacturer	ZF
tie rod entry diameter	19
Steering side	Left-hand drive vehicle
connector type, piston rod entry	without teeth
tie end length [mm]	130

**13434**

**OE numbers**

 8D1422069A  
 8D1422065S  
 8D1422066D  
 8DA1422074A  
 8D1422066F  
 8D1422069  
 8D1422065R  
 8D1422069C  
 8D1422069F

Length (mm)	1025
tie rod entrance height	36,5
tie end length [mm]	130
connector type, piston rod entry	without teeth
Steering side	Left-hand drive vehicle
Feature	= 13916
tie rod entry diameter	19
Manufacturer	ZF

**AUDI**
**A4 (8E2, B6) / Avant**
**2000 - 2004**
**13770**

**OE numbers**

 8E1 422 052 QX  
 8E1422065DX  
 8D1422052LX  
 8E1 422 052 X  
 8E1 422 052 FX  
 8E1422065D  
 8E1 422 052 AX  
 8D1422052L  
 8E1 422 052 PX

Steering type	Steering rack
Operating mode	hydraulic
tie rod entry diameter	19
Steering side	Left-hand drive vehicle
tie rod entrance height	40
connector type, piston rod entry	without teeth
Length (mm)	1030
Manufacturer	ZF

**13770S**

**OE numbers**

 8A1422065AY  
 8E1422066Q  
 8E1422071G  
 8E1422052SX  
 8E1422053GX  
 8E1422065L  
 8E1422053G  
 8E1422052D  
 8E1422052H

Manufacturer	ZF
Length (mm)	1030
connector type, piston rod entry	without teeth
tie rod entrance height	40
Steering side	Left-hand drive vehicle
tie rod entry diameter	19
Equipment	with servotronic
Operating mode	hydraulic

**13772**

**OE numbers**

 4B1422052NX  
 8E1422066T  
 8E1422066T/F  
 4B1 422 065 L  
 4B1 422 065 S  
 4B1 422 066 F  
 4B1 422 052  
 4B1 422 052 N  
 4B1 422 052 X

screw measure	M14x1,5 / M16x1,5
connector type, piston rod entry	without teeth
Steering side	Left-hand drive vehicle
Length (mm)	1035
tie rod entrance height	52,7
Manufacturer	KOYO / SMI
tie rod entry diameter	19
Operating mode	hydraulic

**A4 (8EC, B7) / Avant**
**2004 - 2008**
**13770**

**OE numbers**

 8E1 422 052 QX  
 8E1422065DX  
 8D1422052LX  
 8E1 422 052 X  
 8E1 422 052 FX  
 8E1422065D  
 8E1 422 052 AX  
 8D1422052L  
 8E1 422 052 PX

Steering type	Steering rack
Operating mode	hydraulic
tie rod entry diameter	19
Steering side	Left-hand drive vehicle
tie rod entrance height	40
connector type, piston rod entry	without teeth
Length (mm)	1030
Manufacturer	ZF

**13770S**

**OE numbers**

 8A1422065AY  
 8E1422066Q  
 8E1422071G  
 8E1422052SX  
 8E1422053GX  
 8E1422065L  
 8E1422053G  
 8E1422052D  
 8E1422052H

Manufacturer	ZF
Length (mm)	1030
connector type, piston rod entry	without teeth
tie rod entrance height	40
Steering side	Left-hand drive vehicle
tie rod entry diameter	19
Equipment	with servotronic
Operating mode	hydraulic

**AUDI**
**13772**

**OE numbers**

 4B1422052NX  
 8E1422066T  
 8E1422066T/F  
 4B1 422 065 L  
 4B1 422 065 S  
 4B1 422 066 F  
 4B1 422 052  
 4B1 422 052 N  
 4B1 422 052 X

screw measure	M14x1,5 / M16x1,5
connector type, piston rod entry	without teeth
Steering side	Left-hand drive vehicle
Length (mm)	1035
tie rod entrance height	52,7
Manufacturer	KOYO / SMI
tie rod entry diameter	19
Operating mode	hydraulic

**A6 (4A, C4) / Avant**
**1994 - 1997**
**13903S**

**OE numbers**

 4A1422065FX  
 4A1422065AF  
 4A1422070  
 4A1422070V  
 4A1422065F  
 4A1422070X  
 4A1422065AN  
 4A1422065AX  
 7847991533

Manufacturer	ZF
Length (mm)	915
screw measure	M14x1,5 / M14x1,5
tie rod entry teeth number	42
connector type, piston rod entry	rack
Steering side	Left-hand drive vehicle
tie rod entrance height	35
tie rod entry diameter	17,5

**13903**

**OE numbers**

 4A1422066V  
 4A1422066  
 4A1422066X  
 4A1422065AL  
 441 422 065 EX  
 4A1422065AD  
 4A1422065J  
 443422065  
 7847 955 210

Steering type	Steering rack
Operating mode	hydraulic
tie rod entry diameter	17,5
tie rod entrance height	35
Steering side	Left-hand drive vehicle
connector type, piston rod entry	rack
tie rod entry teeth number	42
Drill Ø	10

**A6 (4B, C5) / Avant**
**1997 - 2005**
**13921**

**OE numbers**

 4B1422066E  
 8E1422065G  
 4B1422066N  
 00255763

Steering type	Steering rack
Operating mode	hydraulic
tie rod entry diameter	19
Steering side	Left-hand drive vehicle
connector type, piston rod entry	without teeth
Manufacturer	KOYO / SMI
tie rod entrance height	53,7
screw measure	M14x1,5 / M16x1,5

**13913S**

**OE numbers**

 4B1422065H  
 4B7422052AX  
 4D1422052BX  
 4B1422069B  
 4B1422066C  
 4B1422065Q  
 4B1422065N  
 4B1422065B  
 4B7422052A

screw measure	M14x1,5 / M16x1,5
Manufacturer	ZF
Length (mm)	1065
tie end length [mm]	125
tie rod entrance height	37,4
Steering side	Left-hand drive vehicle
connector type, piston rod entry	without teeth
tie rod entry diameter	19

**AUDI**
**13913**

**OE numbers**

 4B1422065L  
 4B1422069  
 4B1422065S  
 4B7422052  
 4B1422052F  
 4B7422052X  
 4B1422052  
 4B1422052A  
 4B1422052AX

Steering type	Steering rack
Operating mode	hydraulic
tie end length [mm]	130
tie rod entry diameter	19
connector type, piston rod entry	without teeth
Steering side	Left-hand drive vehicle
tie rod entrance height	37,4
Length (mm)	1065

**13901**

**OE numbers**

 8D1 422 052 G  
 8D1422065  
 8D1422052H  
 8D1422052D  
 8D1422052C  
 4B422052FX  
 4B1 422 052 FX  
 4B1422065R  
 4B1422065K

Length (mm)	1060
screw measure	M14x1,5 / M16x1,5
Steering side	Left-hand drive vehicle
connector type, piston rod entry	without teeth
Cylinder	For outer cylinder
Manufacturer	KOYO
tie rod entrance height	53
tie rod entry diameter	19

**13435**

**OE numbers**

 4B1422065C  
 8D1422065  
 8D1422052H  
 8D1422052D  
 8D1422052C  
 8D1422052A  
 8D1 422 052 G  
 4B422052FX  
 4B1422065R

Steering type	Steering rack
screw measure	M14x1,5/M16x1,5
Operating mode	hydraulic
Manufacturer	ZF
Length (mm)	1065
tie rod entry diameter	19
Steering side	Left-hand drive vehicle
connector type, piston rod entry	without teeth

**13435S**

**OE numbers**

 4D1422065P  
 4D1422069J  
 8D1 422 052 KX  
 4D1422069E  
 4D1422069C  
 4D1422069A  
 4D1422066F  
 4D1422065K  
 4D1422065E

Cylinder	For outer cylinder
tie rod entrance height	36,5
connector type, piston rod entry	without teeth
Steering side	Left-hand drive vehicle
Equipment	with servotronic
tie rod entry diameter	19
Length (mm)	1065
Manufacturer	ZF

**A6 (4F2, C6) / Avant**
**2004 - 2011**
**131029**

**OE numbers**

 4F1422065P  
 4F1422066  
 4F142252R  
 4F1422053AX  
 4F142266A  
 4F1422052RX  
 4F142265R  
 4F1422053A  
 7853993258

Steering type	Steering rack
Length (mm)	1080
screw measure	M14x1,5/M16x1,5
Manufacturer	ZF
Operating mode	hydraulic
tie rod entrance height	32,8
Equipment	with servotronic
connector type, piston rod entry	without teeth

**AUDI**
**A6 Allroad (4FH, C6)**
**2006 -**
**131029**

**OE numbers**

 4F1422065P  
 4F1422066  
 4F142252R  
 4F1422053AX  
 4F142266A  
 4F1422052RX  
 4F142265R  
 4F1422053A  
 7853993258

Steering type	Steering rack
Length (mm)	1080
screw measure	M14x1,5/M16x1,5
Manufacturer	ZF
Operating mode	hydraulic
tie rod entrance height	32,8
Equipment	with servotronic
connector type, piston rod entry	without teeth

**A8 (4D2, 4D8)**
**1994 - 2002**
**13487**

**OE numbers**

 4D1422065Q  
 4D1422069D  
 4D1422069J  
 4D1422052F  
 4D1422069  
 4D1422066S  
 4D1422066E  
 4D1422065L  
 4D1422065J

tie end lenght [mm]	130
Steering side	Left-hand drive vehicle
connector type, piston rod entry	without teeth
tie rod entry diameter	19
tie rod entrance height	38
Cylinder	For outer cylinder
screw measure	M14x1,5 / M16x1,5
Operating mode	hydraulic

**13902S**

**OE numbers**

 4D1422069A  
 4D1422065  
 4D1422066E  
 4D1422069J  
 4D1422069D  
 4D1422069B  
 4D1422069  
 4D1422066T  
 4D1422066S

Manufacturer	ZF
Length (mm)	1065
screw measure	M14x1,5 / M16x1,5
Steering side	Left-hand drive vehicle
tie rod entrance height	37
connector type, piston rod entry	without teeth
tie rod entry diameter	19
Equipment	with servotronic

**13902**

**OE numbers**

 8D1 422 071 Q  
 8D1 422 053 C  
 8D1 422 071 M  
 8D1 422 071 J  
 8D1 422 066 F  
 8D1 422 065 R  
 8D1 422 072 R  
 8D1 422 052 M  
 8D1 422 074 D

Steering type	Steering rack
Operating mode	hydraulic
tie rod entry diameter	19
connector type, piston rod entry	without teeth
tie rod entrance height	37
Steering side	Left-hand drive vehicle
screw measure	M14x1,5 / M16x1,5
Length (mm)	1065

**131132**
**OE numbers**

 4D1 422 052 F  
 4D1 422 066 S  
 4D1 422 052 B  
 4D1 422 052 BX  
 4D1 422 052 FX  
 4D1 422 071  
 7852974535

Steering type	Steering rack
Operating mode	hydraulic
Length (mm)	1075
tie rod entry diameter	19
connector type, piston rod entry	without teeth
tie rod entrance height	37,8



**AUDI**
**13487S**

**OE numbers**

4B1 422 052 DX  
8D1 422 052 KX  
4D1422069J  
4D1422065M  
4D1422065K  
4D1422065E  
4D1422052FX  
4B1 422 052 X  
4B1422065H

Manufacturer	ZF
Length (mm)	1080
Steering type	Steering rack
Operating mode	hydraulic
screw measure	M14x1,5 / M16x1,5
Cylinder	For outer cylinder
tie rod entrance height	38
connector type, piston rod entry	without teeth

**ALLROAD (4BH, C5)**
**2000 - 2005**
**13435S**

**OE numbers**

4D1422065P  
4D1422069J  
8D1 422 052 KX  
4D1422069E  
4D1422069C  
4D1422069A  
4D1422066F  
4D1422065K  
4D1422065E

Cylinder	For outer cylinder
tie rod entrance height	36,5
connector type, piston rod entry	without teeth
Steering side	Left-hand drive vehicle
Equipment	with servotronic
tie rod entry diameter	19
Length (mm)	1065
Manufacturer	ZF

**13771**

**OE numbers**

4D1422066T  
4B1422052E  
4B1422065N  
4D1422052BX  
4B7422052AX  
4B1422065H  
4B1422065C  
4B1422065A  
4B1422052BX

Steering type	Steering rack
Operating mode	hydraulic
Feature	pipes by pressure
Steering side	Left-hand drive vehicle
connector type, piston rod entry	without teeth
Manufacturer	ZF
Length (mm)	1065

**13913**

**OE numbers**

4B1422065L  
4B1422069  
4B1422065S  
4B7422052  
4B1422052F  
4B7422052X  
4B1422052  
4B1422052A  
4B1422052AX

Steering type	Steering rack
Operating mode	hydraulic
tie end length [mm]	130
tie rod entry diameter	19
connector type, piston rod entry	without teeth
Steering side	Left-hand drive vehicle
tie rod entrance height	37,4
Length (mm)	1065

**13913S**

**OE numbers**

4B1422065H  
4B7422052AX  
4D1422052BX  
4B1422069B  
4B1422066C  
4B1422065Q  
4B1422065N  
4B1422065B  
4B7422052A

screw measure	M14x1,5 / M16x1,5
Manufacturer	ZF
Length (mm)	1065
tie end length [mm]	125
tie rod entrance height	37,4
Steering side	Left-hand drive vehicle
connector type, piston rod entry	without teeth
tie rod entry diameter	19



**AUDI**
**COUPE (89, 8B)**
**1988 - 1996**
**13560**

**OE numbers**

 893422065  
 811422065A  
 811422065  
 811422065C  
 811422065D  
 811422065E  
 811422065F  
 893422065D  
 893422065G

Feature	No = 13412
tie rod entry diameter	17,2
Steering type	Steering rack
screw measure	M14x1,5 / M14x1,5
Length (mm)	535
tie rod entrance height	46
tie rod entry teeth number	44
Steering side	Left-hand drive vehicle

**13412**

**OE numbers**

 8E1422066Q  
 8E1422052R  
 8E1422052RX  
 8E1422052S  
 8E1422052SX  
 8E1422065L  
 8E1422065M  
 8E1422066P  
 8G1422065X

screw measure	M14x1,5/M14x1,5
Steering type	Steering rack
Operating mode	hydraulic
tie rod entry diameter	17,6
Feature	No = 13560
Steering side	Left-hand drive vehicle
tie rod entry teeth number	44
tie rod entrance height	49,5

**13412S**
**OE numbers**

 8E1422052R  
 8E1422052RX  
 8E1422052S  
 8E1422052SX  
 8E1422065L  
 8E1422065M  
 8E1422066P  
 8G1422065X  
 8E1422052N

connector type, piston rod entry	rack
Length (mm)	710
Manufacturer	ZF
tie rod entrance height	49,5
tie rod entry teeth number	44
Steering side	Left-hand drive vehicle
Equipment	with servotronic
Feature	No = 13560

**Descapotable (8G7, B4)**
**1991 - 2000**
**13560**

**OE numbers**

 893422065  
 811422065A  
 811422065  
 811422065C  
 811422065D  
 811422065E  
 811422065F  
 893422065D  
 893422065G

Feature	No = 13412
tie rod entry diameter	17,2
Steering type	Steering rack
screw measure	M14x1,5 / M14x1,5
Length (mm)	535
tie rod entrance height	46
tie rod entry teeth number	44
Steering side	Left-hand drive vehicle

**13412**

**OE numbers**

 8E1422066Q  
 8E1422052R  
 8E1422052RX  
 8E1422052S  
 8E1422052SX  
 8E1422065L  
 8E1422065M  
 8E1422066P  
 8G1422065X

screw measure	M14x1,5/M14x1,5
Steering type	Steering rack
Operating mode	hydraulic
tie rod entry diameter	17,6
Feature	No = 13560
Steering side	Left-hand drive vehicle
tie rod entry teeth number	44
tie rod entrance height	49,5

**AUDI**
**13412S**
**OE numbers**

8E1422052R  
8E1422052RX  
8E1422052S  
8E1422052SX  
8E1422065L  
8E1422065M  
8E1422066P  
8G1422065X  
8E1422052N

connector type, piston rod entry	rack
Length (mm)	710
Manufacturer	ZF
tie rod entrance height	49,5
tie rod entry teeth number	44
Steering side	Left-hand drive vehicle
Equipment	with servotronic
Feature	No = 13560

**QUATTRO (85)**
**1980 - 1991**
**13560**
**OE numbers**

893422065  
811422065A  
811422065  
811422065C  
811422065D  
811422065E  
811422065F  
893422065D  
893422065G



Feature	No = 13412
tie rod entry diameter	17,2
Steering type	Steering rack
screw measure	M14x1,5 / M14x1,5
Length (mm)	535
tie rod entrance height	46
tie rod entry teeth number	44
Steering side	Left-hand drive vehicle

**TT (8N3)**
**1998 - 2006**
**13922**
**OE numbers**

8N1 422 061 FX  
8N1 422 061 F  
8N1422055A  
8N1422061D  
8N1 422 055 D  
8N1 422 061 DX  
1ML 422 061 C  
1ML 422 061 B  
1ML 422 061



screw measure	M14x1,5 / M16x1,5
Manufacturer	ZF
tie rod entrance height	68,5
tie end length [mm]	348
Steering side	Left-hand drive vehicle
connector type, piston rod entry	rack
tie rod entry teeth number	22
tie rod entry diameter	17,5

**TT Roadster (8N9)**
**1999 - 2006**
**13922**
**OE numbers**

8N1 422 061 FX  
8N1 422 061 F  
8N1422055A  
8N1422061D  
8N1 422 055 D  
8N1 422 061 DX  
1ML 422 061 C  
1ML 422 061 B  
1ML 422 061



screw measure	M14x1,5 / M16x1,5
Manufacturer	ZF
tie rod entrance height	68,5
tie end length [mm]	348
Steering side	Left-hand drive vehicle
connector type, piston rod entry	rack
tie rod entry teeth number	22
tie rod entry diameter	17,5

**V8 (44\_, 4C\_)**
**1988 - 1994**
**13903**
**OE numbers**

4A1422066V  
4A1422066  
4A1422066X  
4A1422065AL  
441 422 065 EX  
4A1422065AD  
4A1422065J  
443422065  
7847 955 210



Steering type	Steering rack
Operating mode	hydraulic
tie rod entry diameter	17,5
tie rod entrance height	35
Steering side	Left-hand drive vehicle
connector type, piston rod entry	rack
tie rod entry teeth number	42
Drill Ø	10

# AUDI

**13903S**



**OE numbers**

- 4A1422065FX
- 4A1422065AF
- 4A1422070
- 4A1422070V
- 4A1422065F
- 4A1422070X
- 4A1422065AN
- 4A1422065AX
- 7847991533

Manufacturer	ZF
Length (mm)	915
screw measure	M14x1,5 / M14x1,5
tie rod entry teeth number	42
connector type, piston rod entry	rack
Steering side	Left-hand drive vehicle
tie rod entrance height	35
tie rod entry diameter	17,5

**AUDI**
**MONTEGO (XE)**
**1984 - 1988**
**13520**

**OE numbers**

 GSR1166  
 GSR1167  
 NAM9115  
 GSR3348

Operating mode	hydraulic
Length (mm)	1265
connector type, piston rod entry	rack
tie rod entry teeth number	48
Manufacturer	TRW
tie rod entrance height	61
screw measure	M14x1,5 / M16x1,5
Steering type	Steering rack

**MONTEGO Kombi (XE)**
**1984 - 1991**
**13520**

**OE numbers**

 GSR1166  
 GSR1167  
 NAM9115  
 GSR3348

Operating mode	hydraulic
Length (mm)	1265
connector type, piston rod entry	rack
tie rod entry teeth number	48
Manufacturer	TRW
tie rod entrance height	61
screw measure	M14x1,5 / M16x1,5
Steering type	Steering rack

**AUSTI**
**1 (E81, E87)**
**2004 - 2012**
**13987**

**OE numbers**

 6 763 807 07  
 6 765 013  
 32106765013  
 3210676380707  
 6763807  
 32106763807  
 3210676380706  
 676380706  
 676380713

screw measure	M14x1,5 / M16x1,5
Length (mm)	1190
Manufacturer	TRW
tie rod entry teeth number	54
connector type, piston rod entry	rack
Steering side	Left-hand drive vehicle
tie rod entrance height	30
tie end lenght [mm]	225

**131098**

**OE numbers**

 32106783127  
 32106784747  
 678219702  
 678528900

Operating mode	Electronic
Steering type	Steering rack

**13987Z**
**OE numbers**

 32106777463  
 32106765609  
 32106765605  
 6765605  
 6765605.04  
 7853 974 107  
 7852974966

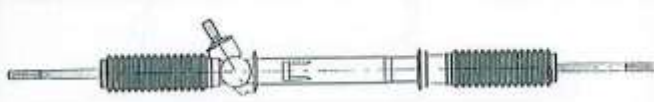
Steering type	Steering rack
Operating mode	hydraulic
tie rod entry diameter	17,5
tie rod entrance height	30
Steering side	Left-hand drive vehicle
connector type, piston rod entry	rack
tie rod entry teeth number	54
Length (mm)	1190

**3 (E30)**
**1982 - 1991**
**13415**

**OE numbers**

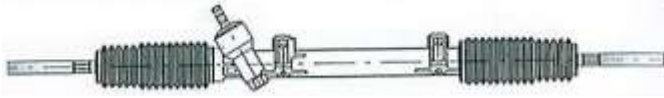
 32131137918  
 32132225556  
 32131140951  
 32131140950  
 32131137920  
 32131131187  
 32131132795  
 32131134756  
 32131134944

screw measure	M14x1,5/M16x1,5
Steering type	Steering rack
Operating mode	hydraulic
tie rod entry diameter	17,5
Steering side	Left-hand drive vehicle
tie rod entrance height	29
Length (mm)	1035
Manufacturer	ZF

**14197**

**OE numbers**

 32111114994  
 32 11 1 130 169

Steering type	Steering rack
Operating mode	Manual
tie rod entry diameter	18,5
screw passing, tie end	M14
Length (mm)	1055
tie rod entrance height	37,6

**BMW**
**14199**

**OE numbers**

 32 11 1 138 198  
 7810 501 112

Steering type	Steering rack
Operating mode	Manual
tie rod entry diameter	14,5
screw passing, tie end	14
tie rod entrance height	25
tie rod entry teeth number	36
Length (mm)	1032
connector type, piston rod entry	rack

**13416**

**OE numbers**

 4777611090  
 32 13 2 225556  
 32 13 1 140 830  
 32 13 1 137 920  
 32 13 1 137 922  
 32 13 1 137 918  
 32 13 1 137 924  
 32 13 1 137 950  
 32131127086

Manufacturer	ZF
Length (mm)	1035
Axial Type	one piece
tie rod entrance height	53
tie rod entry teeth number	54
connector type, piston rod entry	rack
Steering side	Left-hand drive vehicle
tie rod entry diameter	17,5

**14198**

**OE numbers**

32111130842

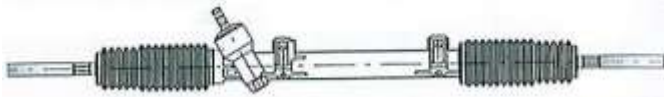
Remarks	With shock absorbers
Operating mode	Manual
Steering type	Steering rack

**3 (E36)**
**1990 - 1998**
**13417**

**OE numbers**

 32 13 2 227 191  
 32131140828  
 32131095962  
 32131092034  
 32 13 1 140956  
 32 13 1 140 972  
 32 13 1 096 280  
 32 13 2 229 397  
 7852955277

Steering type	Steering rack
screw measure	M14x1,5/M16x1,5
Operating mode	hydraulic
Length (mm)	985
tie rod entry diameter	17,5
Steering side	Left-hand drive vehicle
tie end length [mm]	205
connector type, piston rod entry	rack

**14199**

**OE numbers**

 32 11 1 138 198  
 7810 501 112

Steering type	Steering rack
Operating mode	Manual
tie rod entry diameter	14,5
screw passing, tie end	14
tie rod entrance height	25
tie rod entry teeth number	36
Length (mm)	1032
connector type, piston rod entry	rack



**BMW**
**3 (E46)**
**2000 - 2005**
**131035**

**OE numbers**

32 13 1 093 121  
32 13 1 141 815  
785 2955 262  
7852955223  
7852955227  
805 1955 128  
7852 974 549  
32136759814  
6759814

Steering type	Steering rack
Length (mm)	1075
screw measure	M14x1,5/M16x1,5
Operating mode	hydraulic
Manufacturer	ZF
tie rod entry teeth number	54
tie rod entrance height	36
connector type, piston rod entry	rack

**13523**

**OE numbers**

32136757651  
6757650  
32136755065  
32131094926  
32 13 1 097 316  
32 13 1 097 315  
32 13 1 096 283  
7832955149  
7852974712

Operating mode	hydraulic
Manufacturer	ZF/TRW
Length (mm)	985
Manufacturer	ZF
connector type, piston rod entry	rack
screw measure	M14x1,5 / M16x1,5
tie rod entry teeth number	58
tie rod entrance height	55

**3 (E90)**
**2005 -**
**131098**

**OE numbers**

32106783127  
32106784747  
678219702  
678528900

Operating mode	Electronic
Steering type	Steering rack

**13987**

**OE numbers**

6 763 807 07  
6 765 013  
32106765013  
3210676380707  
6763807  
32106763807  
3210676380706  
676380706  
676380713

screw measure	M14x1,5 / M16x1,5
Length (mm)	1190
Manufacturer	TRW
tie rod entry teeth number	54
connector type, piston rod entry	rack
Steering side	Left-hand drive vehicle
tie rod entrance height	30
tie end lenght [mm]	225

**5 (E39)**
**1995 - 2003**
**13418**

**OE numbers**

32 13 1 094 625  
32131096144  
32131096240  
32131093675  
32 13 6 752 133  
32 13 6 751 745  
32 13 1 096026  
32 13 1 094 311  
32 13 1 093 886

tie end lenght [mm]	673
Manufacturer	ZF
tie rod entry teeth number	54
tie rod entrance height	45
connector type, piston rod entry	rack
Steering side	Left-hand drive vehicle
tie rod entry diameter	17,5
Length (mm)	960

**BMW**
**13418S**

**OE numbers**

 32131093677  
 32131094226  
 32131094312  
 32131096029  
 32131096145  
 32136751746  
 32136752134  
 7852991167  
 1096624

Steering type	Steering rack
screw measure	M14x1,5/M16x1,5
Operating mode	hydraulic
Length (mm)	965
tie rod entry diameter	17,5
Equipment	with servotronic
Steering side	Left-hand drive vehicle
connector type, piston rod entry	rack

**5 (E60)**
**2003 - 2010**
**131022**

**OE numbers**

 7853974103  
 3210 6 762 446  
 3210 6 765 764  
 3213 6 765 763  
 3213 6 765 764  
 3213 6 765 767  
 3213 6 778 000  
 3213 6 780 925  
 7853974105

Steering type	Steering rack
Length (mm)	1135
screw measure	M14x1,5/M16x1,5
Operating mode	hydraulic
Manufacturer	ZF
tie rod entry teeth number	52
tie rod entrance height	30
tie rod entry diameter	17,5

**131022S**

**OE numbers**

 7852993878  
 3210 6 766 662  
 3213 6 762 447  
 3213 6 766 651  
 3213 6 777 431  
 6 762 447  
 6 766 651  
 6 770 310  
 6 766 646

connector type, piston rod entry	rack
tie end lenght [mm]	240
Equipment	with servotronic
tie rod entry diameter	17,5
tie rod entrance height	30
tie rod entry teeth number	52
Manufacturer	ZF
Operating mode	hydraulic

**131087**

**OE numbers**

 32106777494  
 32106770160  
 32106769056  
 32106782819  
 32106767031  
 32106768957

Steering type	Steering rack
Operating mode	electric
Manufacturer	ZF

**5 Touring (E61)**
**2004 -**
**131087**

**OE numbers**

 32106777494  
 32106770160  
 32106769056  
 32106782819  
 32106767031  
 32106768957


Steering type	Steering rack
Operating mode	electric
Manufacturer	ZF

BMW			
<b>6 (E63)</b>		<b>2004 -</b>	
<b>131087</b> 	<b>OE numbers</b> 32106777494 32106770160 32106769056 32106782819 32106767031 32106768957	Steering type Operating mode Manufacturer	Steering rack electric ZF
	<b>6 Descapotable (E64)</b>		<b>2004 -</b>
<b>131087</b> 	<b>OE numbers</b> 32106777494 32106770160 32106769056 32106782819 32106767031 32106768957	Steering type Operating mode Manufacturer	Steering rack electric ZF
	<b>7 (E65, E66)</b>		<b>2001 - 2005</b>
<b>13526S</b> 	<b>OE numbers</b> 32 10 6 779 597 32 10 6 761 051 32106768118 32136755872 32136761055 32136768750 7852993403 32106764720 75322707	Operating mode Manufacturer Length (mm) connector type, piston rod entry tie rod entry teeth number screw measure Steering type Steering side	hydraulic ZF 1150 rack 54 M14x1,5 / M16x1,5 Steering rack Left-hand drive vehicle
	<b>13526S1</b>	<b>OE numbers</b> 7852993229 617531227107 7852501689	tie rod entry diameter Feature Equipment Steering type screw passing, tie end tie rod entrance height tie rod entry teeth number connector type, piston rod entry
<b>X3 (E83)</b>		<b>2004 -</b>	
<b>131127</b>	<b>OE numbers</b> 3210 3 418 970 3213 3 418 03C 3213 3 418 02B 3210 3 418 924 3210 3 444 366 3210 3 413 591 3210 3 428 163	Manufacturer connector type, piston rod entry tie rod entrance height tie end length [mm] tie rod entry diameter screw passing, tie end Operating mode Length (mm)	ZF rack 35 220 17,5 14 hydraulic 1115

**BMW**

<b>131127S</b>	<b>OE numbers</b>	Steering type	Steering rack
	32103413589	Length (mm)	1115
		Operating mode	hydraulic
		screw passing, tie end	14
		tie rod entry diameter	17,5
		tie end lenght [mm]	220
		Equipment	with servotronic
		tie rod entrance height	35


**X5 (E53)**
**2000 -**

<b>13780</b> 	<b>OE numbers</b>	Steering type	Steering rack
	32 10 6 763 342	Operating mode	hydraulic
	6 763 342	tie end lenght [mm]	220
	6 751 027	tie rod entry diameter	17,5
	6 761 823	tie rod entry teeth number	54
	32136751027	Steering side	Left-hand drive vehicle
	32136761823	connector type, piston rod entry	rack
	7852974554	tie rod entrance height	30


**13780S**

	<b>OE numbers</b>	Length (mm)	1150
	32136751027	Manufacturer	ZF
	32136761823	Steering side	Left-hand drive vehicle
	7852974554	Equipment	with servotronic
	6 769 268	Operating mode	hydraulic
	32 13 6 769 268	Steering type	Steering rack
	6 763 343		
	32 10 6 763 343		
	6 769 267		
	32 13 6 769 267		

**Z3 (E36)**
**1995 - 2003**

<b>13523</b> 	<b>OE numbers</b>	Operating mode	hydraulic
	32136757651	Manufacturer	ZF/TRW
	6757650	Length (mm)	985
	32136755065	Manufacturer	ZF
	32131094926	connector type, piston rod entry	rack
	32 13 1 097 316	screw measure	M14x1,5 / M16x1,5
	32 13 1 097 315	tie rod entry teeth number	58
	32 13 1 096 283	tie rod entrance height	55

**13417**

	<b>OE numbers</b>	Steering type	Steering rack
	32 13 2 227 191	screw measure	M14x1,5/M16x1,5
	32131140828	Operating mode	hydraulic
	32131095962	Length (mm)	985
	32131092034	tie rod entry diameter	17,5
	32 13 1 140956	Steering side	Left-hand drive vehicle
	32 13 1 140 972	tie end lenght [mm]	205
	32 13 1 096 280	connector type, piston rod entry	rack
	32 13 2 229 397		
	7852955277		

**BMW**
**Z4 (E85)**
**2003 -**
**14353**
**OE numbers**

 6 758 219  
 6 762 491  
 6 763 200  
 7810 501 201  
 7810 974 106

Length (mm)	985
Operating mode	electric
tie rod entry teeth number	52
connector type, piston rod entry	rack
tie rod entrance height	130
screw passing, tie end	14
Steering type	Steering rack
tie rod entry diameter	19

**Z4 Coupe (E86)**
**2006 -**
**14353**
**OE numbers**

 6 758 219  
 6 762 491  
 6 763 200  
 7810 501 201  
 7810 974 106

Length (mm)	985
Operating mode	electric
tie rod entry teeth number	52
connector type, piston rod entry	rack
tie rod entrance height	130
screw passing, tie end	14
Steering type	Steering rack
tie rod entry diameter	19

**BMW**
**AVEO Sedán (T250, T255)**
**2005 -**
**13948**

**OE numbers**

96 535 300

Steering side	Left-hand drive vehicle
connector type, piston rod entry	rack
tie rod entry teeth number	36
Manufacturer	TRW
tie rod entrance height	60
Length (mm)	1045
Operating mode	hydraulic
Steering type	Steering rack

**CAMARO '98 Convertible**
**1998 - 2002**
**131070**
**OE numbers**

26070366

tie end length [mm]	320
screw passing, tie end	14
Length (mm)	1340
tie rod entry diameter	17
screw measure	M18x1,5/M16x1,5
Manufacturer	Saginaw
connector type, piston rod entry	without teeth
tie rod entrance height	25

**CAPTIVA (C100, C140)**
**2006 -**
**131030**

**OE numbers**

 96626518  
 96626519  
 96626520  
 04817547

Length (mm)	1295
tie rod entry diameter	16,9
screw measure	M16x1,5/M18x1,5
Manufacturer	SAGINAW
connector type, piston rod entry	without teeth
tie end length [mm]	362
Operating mode	hydraulic
tie rod entrance height	54,7

**EPICA (KL1\_)**
**2005 - 2006**
**131060**

**OE numbers**

 96801274  
 96987857  
 96396700

Operating mode	hydraulic
Steering type	Steering rack
connector type, piston rod entry	without teeth
Equipment	with servotronic
Length (mm)	1325
Manufacturer	Mando
tie rod entry diameter	17
screw measure	M18x1,5/M16x1,5

**LACETTI (J200)**
**2005 -**
**131071**
**OE numbers**

 95961360  
 96451425  
 96892952  
 96952196  
 96442387  
 96852935  
 96451953

Operating mode	hydraulic
Steering type	Steering rack
Length (mm)	1140
connector type, piston rod entry	without teeth
tie end length [mm]	285
tie rod entry diameter	17,8
screw measure	M18x1,5/M16x1,5
tie rod entrance height	30



**CHEVROLET**
**MATIZ (M200, M250)**
**2005 -**
**131104**

**OE numbers**

 96316287  
 96518943  
 96438534  
 96663816  
 96879493

tie rod entry teeth number	36
connector type, piston rod entry	rack
Manufacturer	TRW
tie rod entrance height	70
tie rod entry diameter	16
screw measure	M16x1,5/M14x1,5
Steering type	Steering rack
Operating mode	hydraulic

**NUBIRA Sedán**
**2005 -**
**131071**
**OE numbers**

 95961360  
 96451425  
 96892952  
 96952196  
 96442387  
 96852935  
 96451953

Operating mode	hydraulic
Steering type	Steering rack
Length (mm)	1140
connector type, piston rod entry	without teeth
tie end length [mm]	285
tie rod entry diameter	17,8
screw measure	M18x1,5/M16x1,5
tie rod entrance height	30

**OPTRA (1J\_)**
**2003 - 2008**
**131071**
**OE numbers**

 95961360  
 96451425  
 96892952  
 96952196  
 96442387  
 96852935  
 96451953

Operating mode	hydraulic
Steering type	Steering rack
Length (mm)	1140
connector type, piston rod entry	without teeth
tie end length [mm]	285
tie rod entry diameter	17,8
screw measure	M18x1,5/M16x1,5
tie rod entrance height	30

**CHEVROLET**
**300 C**
**2004 -**
**131066**
**OE numbers**

 P04854551AC  
 P04895667AC  
 P04854551AE  
 P04854551AF  
 P04782341AH  
 4854551AF  
 4854551AE  
 4854551AC  
 4782343AI

Operating mode	hydraulic
Steering type	Steering rack
connector type, piston rod entry	without teeth
tie rod entry diameter	18
screw passing, tie end	16
screw measure	M18x1,5/M16x1,5
Length (mm)	1275
tie end lenght [mm]	320

**300 M (LR)**
**1998 - 2004**
**13746**
**OE numbers**

 5003940AE  
 4600003  
 5003933


Steering side	Left-hand drive vehicle
connector type, piston rod entry	rack
tie rod entry teeth number	36
tie rod entrance height	71
Equipment	with servotronic
tie rod entry diameter	17,5
Feature	No = 13976
Operating mode	hydraulic

**LE BARON**
**1986 - 1994**
**13742**


Steering type	Steering rack
Operating mode	hydraulic
Feature	pipes by pressure
connector type, piston rod entry	rack
Steering side	Left-hand drive vehicle

**NEON (PL)**
**1994 - 1999**
**13744**
**OE numbers**

 P04626893  
 442505010  
 5272500AF  
 4656184AD  
 4626893  
 4626861  
 4626890


Length (mm)	1235
Steering type	Steering rack
Operating mode	hydraulic
tie rod entry diameter	18,6
tie rod entrance height	42,9
tie rod entry teeth number	36
connector type, piston rod entry	rack
Steering side	Left-hand drive vehicle

**NEON II**
**1999 - 2006**
**13744**
**OE numbers**

 P04626893  
 442505010  
 5272500AF  
 4656184AD  
 4626893  
 4626861  
 4626890


Length (mm)	1235
Steering type	Steering rack
Operating mode	hydraulic
tie rod entry diameter	18,6
tie rod entrance height	42,9
tie rod entry teeth number	36
connector type, piston rod entry	rack
Steering side	Left-hand drive vehicle

**CHRYSLER**
**PT CRUISER (PT\_)**
**2000 - 2010**
**13951**

**OE numbers**

 4656679AD  
 4656679AG  
 P04656458AC  
 P04656679AD  
 P04656679AG  
 4656458AC

Steering side	Left-hand drive vehicle
tie rod entrance height	39
connector type, piston rod entry	rack
tie rod entry teeth number	36
screw measure	M16x1,5 / M18x1,5
Steering type	Steering rack
Operating mode	hydraulic
tie rod entry diameter	18,5

**SARATOGA**
**1989 - 1995**
**13743**


Steering side	Left-hand drive vehicle
connector type, piston rod entry	rack
tie rod entry teeth number	36
tie rod entrance height	44
tie rod entry diameter	18,6
Operating mode	hydraulic
Steering type	Steering rack
screw measure	M16x1,5 / M18x1,5

**SEBRING (JR)**
**2001 - 2007**
**13998**

**OE numbers**

 4764402AC  
 5170301A  
 4764920AI  
 04764403AF  
 04764403AI

Steering type	Steering rack
Operating mode	hydraulic
screw measure	M16x1,5 / M18x1,5
tie rod entry diameter	18,6
tie rod entrance height	52,5
connector type, piston rod entry	rack
tie rod entry teeth number	36
Length (mm)	1215

**STRATUS (JA)**
**1995 - 2001**
**13745**

**OE numbers**

 4626977  
 465615AB  
 04764400AA  
 P04626977

connector type, piston rod entry	without teeth
Steering side	Left-hand drive vehicle
tie rod entrance height	80
tie rod entry diameter	19
Operating mode	hydraulic
Steering type	Steering rack
screw measure	M16x1,5 / M18x1,5
Length (mm)	1220

**13745S**

**OE numbers**

 0465615AB  
 04626977  
 04764173  
 04695725

Length (mm)	1220
screw measure	M16x1,5 / M18x1,5
Steering type	Steering rack
Operating mode	hydraulic
tie rod entry diameter	19
Equipment	with servotronic
tie rod entrance height	80
connector type, piston rod entry	without teeth

**CHRYSLER**
**VISION**
**1993 - 1997**
**13746**

**OE numbers**

 5003940AE  
 4600003  
 5003933

Steering side	Left-hand drive vehicle
connector type, piston rod entry	rack
tie rod entry teeth number	36
tie rod entrance height	71
Equipment	with servotronic
tie rod entry diameter	17,5
Feature	No = 13976
Operating mode	hydraulic

**13976**


Steering type	Steering rack
screw measure	M16x1,5 / M18x1,5
Operating mode	hydraulic
tie rod entry diameter	18,6
Feature	No = 13746
tie rod entrance height	54
tie rod entry teeth number	36
connector type, piston rod entry	rack

**13976S**


Steering side	Left-hand drive vehicle
connector type, piston rod entry	rack
tie rod entry teeth number	36
tie rod entrance height	54
tie rod entry diameter	18,6
Equipment	with servotronic
Operating mode	hydraulic
screw measure	M16x1,5 / M18x1,5

**VOYAGER III (GS)**
**1995 - 2001**
**13740**

**OE numbers**

 4470852  
 04470852  
 5274778  
 05274778  
 4684928  
 04684928  
 04694907  
 4684924  
 4694907

Length (mm)	1255
Steering type	Steering rack
screw measure	M16x1,5 / M18x1,5
Operating mode	hydraulic
tie rod entry diameter	18,6
connector type, piston rod entry	rack
tie rod entry teeth number	36
tie rod entrance height	41



**13741**

**OE numbers**

 04743430AC  
 4743430  
 04743430  
 4743081  
 04743430AB  
 4743430AB  
 4743430AC  
 P04743430AC  
 4743860AC

Steering side	Left-hand drive vehicle
tie rod entry teeth number	36
connector type, piston rod entry	rack
tie rod entrance height	80
tie rod entry diameter	18,5
Operating mode	hydraulic
Length (mm)	1315
Steering type	Steering rack

**CHRYSLER**
**VOYAGER IV (RG)**
**2000 - 2008**

<b>13740</b> 	<b>OE numbers</b> 4470852 04470852 5274778 05274778 4684928 04684928 04694907 4684924 4694907	Length (mm) 1255 Steering type Steering rack screw measure M16x1,5 / M18x1,5 Operating mode hydraulic tie rod entry diameter 18,6 connector type, piston rod entry rack tie rod entry teeth number 36 tie rod entrance height 41
<b>13741</b> 	<b>OE numbers</b> 04743430AC 4743430 04743430 4743081 04743430AB 4743430AB 4743430AC P04743430AC 4743860AC	Steering side Left-hand drive vehicle tie rod entry teeth number 36 connector type, piston rod entry rack tie rod entrance height 80 tie rod entry diameter 18,5 Operating mode hydraulic Length (mm) 1315 Steering type Steering rack
<b>13782</b> 	<b>OE numbers</b> 52088273AH 4743453AE 4874878 52088273AF 52088273AG P68002224ABA P04743910ADA 04743453AE 04743860AC	screw measure M14x1,5 / M16x1,5 Steering side Left-hand drive vehicle tie rod entry teeth number 36 connector type, piston rod entry rack Remarks Square Support tie rod entrance height 74 tie rod entry diameter 18,5 Operating mode hydraulic
<b>13977</b> 	<b>OE numbers</b> 04766416AD 04766417AD 4766417AD 4766415AC 4766416AD 4766417AC 4766415AD 04766416AC 4766416AC	Steering type Steering rack screw measure M16x1,5 / M18x1,5 Operating mode hydraulic Length (mm) 1280 tie rod entry diameter 18,7 Remarks round support tie rod entrance height 72 tie rod entry teeth number 36
<b>131063</b> 	<b>OE numbers</b> 4743935AB 4743910AC 4743935AD 4743935AC 4743453AE 4743910AD	tie rod entrance height 75 tie end length [mm] 310 tie rod entry teeth number 36 Length (mm) 1310 screw passing, tie end 14 screw measure M18x1,5/M16x1,5 connector type, piston rod entry rack tie rod entry diameter 18,5

**CHRYSLER**

AX (ZA-_) <span style="float: right;">1986 - 1998</span>																															
<b>14206</b> 	<table border="1"> <tr> <td><b>OE numbers</b></td> <td>Steering type</td> <td>Steering rack</td> </tr> <tr> <td>95569461</td> <td>Operating mode</td> <td>Manual</td> </tr> <tr> <td>96559459</td> <td>Manufacturer</td> <td>TRW</td> </tr> <tr> <td>95619459</td> <td></td> <td></td> </tr> <tr> <td>95659527</td> <td></td> <td></td> </tr> </table>	<b>OE numbers</b>	Steering type	Steering rack	95569461	Operating mode	Manual	96559459	Manufacturer	TRW	95619459			95659527																	
<b>OE numbers</b>	Steering type	Steering rack																													
95569461	Operating mode	Manual																													
96559459	Manufacturer	TRW																													
95619459																															
95659527																															
BERLINGO <span style="float: right;">2008 -</span>																															
<b>131054</b> 	<table border="1"> <tr> <td><b>OE numbers</b></td> <td>connector type, piston rod entry</td> <td>without teeth</td> </tr> <tr> <td>400180</td> <td>tie end length [mm]</td> <td>265</td> </tr> <tr> <td>400181</td> <td>tie rod entry diameter</td> <td>18,5</td> </tr> <tr> <td></td> <td>screw passing, tie end</td> <td>14</td> </tr> <tr> <td></td> <td>Manufacturer</td> <td>JTEKT</td> </tr> <tr> <td></td> <td>screw measure</td> <td>M10x1,5/M12x1,5</td> </tr> <tr> <td></td> <td>Operating mode</td> <td>hydraulic</td> </tr> <tr> <td></td> <td>tie rod entrance height</td> <td>71</td> </tr> </table>	<b>OE numbers</b>	connector type, piston rod entry	without teeth	400180	tie end length [mm]	265	400181	tie rod entry diameter	18,5		screw passing, tie end	14		Manufacturer	JTEKT		screw measure	M10x1,5/M12x1,5		Operating mode	hydraulic		tie rod entrance height	71						
<b>OE numbers</b>	connector type, piston rod entry	without teeth																													
400180	tie end length [mm]	265																													
400181	tie rod entry diameter	18,5																													
	screw passing, tie end	14																													
	Manufacturer	JTEKT																													
	screw measure	M10x1,5/M12x1,5																													
	Operating mode	hydraulic																													
	tie rod entrance height	71																													
BERLINGO (MF) <span style="float: right;">1996 -</span>																															
<b>13484</b> 	<table border="1"> <tr> <td><b>OE numbers</b></td> <td>model support ID</td> <td>10mm</td> </tr> <tr> <td>4000JG</td> <td>Manufacturer</td> <td>ZF/ TRW</td> </tr> <tr> <td>4000QW</td> <td>Steering type</td> <td>Steering rack</td> </tr> <tr> <td>4000QV</td> <td>Operating mode</td> <td>hydraulic</td> </tr> <tr> <td>4000KN</td> <td>Length (mm)</td> <td>1170</td> </tr> <tr> <td>4000JH</td> <td>Remarks</td> <td>No thread on Connectors</td> </tr> <tr> <td>4000HP</td> <td>tie rod entrance height</td> <td>41</td> </tr> <tr> <td>4000HM</td> <td>Feature</td> <td>Flat pinion</td> </tr> <tr> <td>4000FP</td> <td></td> <td></td> </tr> <tr> <td>4000FL</td> <td></td> <td></td> </tr> </table>	<b>OE numbers</b>	model support ID	10mm	4000JG	Manufacturer	ZF/ TRW	4000QW	Steering type	Steering rack	4000QV	Operating mode	hydraulic	4000KN	Length (mm)	1170	4000JH	Remarks	No thread on Connectors	4000HP	tie rod entrance height	41	4000HM	Feature	Flat pinion	4000FP			4000FL		
<b>OE numbers</b>	model support ID	10mm																													
4000JG	Manufacturer	ZF/ TRW																													
4000QW	Steering type	Steering rack																													
4000QV	Operating mode	hydraulic																													
4000KN	Length (mm)	1170																													
4000JH	Remarks	No thread on Connectors																													
4000HP	tie rod entrance height	41																													
4000HM	Feature	Flat pinion																													
4000FP																															
4000FL																															
<b>13532</b> 	<table border="1"> <tr> <td><b>OE numbers</b></td> <td>Operating mode</td> <td>hydraulic</td> </tr> <tr> <td>4000AA</td> <td>Length (mm)</td> <td>1160</td> </tr> <tr> <td></td> <td>Steering side</td> <td>Left-hand drive vehicle</td> </tr> <tr> <td></td> <td>connector type, piston rod entry</td> <td>rack</td> </tr> <tr> <td></td> <td>tie rod entrance height</td> <td>41,5</td> </tr> <tr> <td></td> <td>Manufacturer</td> <td>TRW / ZF</td> </tr> <tr> <td></td> <td>Steering type</td> <td>Steering rack</td> </tr> <tr> <td></td> <td>tie rod entry diameter</td> <td>18,5</td> </tr> </table>	<b>OE numbers</b>	Operating mode	hydraulic	4000AA	Length (mm)	1160		Steering side	Left-hand drive vehicle		connector type, piston rod entry	rack		tie rod entrance height	41,5		Manufacturer	TRW / ZF		Steering type	Steering rack		tie rod entry diameter	18,5						
<b>OE numbers</b>	Operating mode	hydraulic																													
4000AA	Length (mm)	1160																													
	Steering side	Left-hand drive vehicle																													
	connector type, piston rod entry	rack																													
	tie rod entrance height	41,5																													
	Manufacturer	TRW / ZF																													
	Steering type	Steering rack																													
	tie rod entry diameter	18,5																													
<b>13430-1</b>	<table border="1"> <tr> <td><b>OE numbers</b></td> <td>Length (mm)</td> <td>1170</td> </tr> <tr> <td>4000FJ</td> <td>Steering type</td> <td>Steering rack</td> </tr> <tr> <td>4000KK</td> <td>screw measure</td> <td>M14x1,5/M16x1,5</td> </tr> <tr> <td>4000AA</td> <td>Manufacturer</td> <td>ZF/TRW</td> </tr> <tr> <td>96307307</td> <td>Operating mode</td> <td>hydraulic</td> </tr> <tr> <td>4000.V4</td> <td>tie rod entry diameter</td> <td>18,6</td> </tr> <tr> <td>4000.C2</td> <td>Remarks</td> <td>Threaded connectors</td> </tr> <tr> <td>4000S0</td> <td>connector type, piston rod entry</td> <td>without teeth</td> </tr> <tr> <td>4000G9</td> <td></td> <td></td> </tr> <tr> <td>9455851480</td> <td></td> <td></td> </tr> </table>	<b>OE numbers</b>	Length (mm)	1170	4000FJ	Steering type	Steering rack	4000KK	screw measure	M14x1,5/M16x1,5	4000AA	Manufacturer	ZF/TRW	96307307	Operating mode	hydraulic	4000.V4	tie rod entry diameter	18,6	4000.C2	Remarks	Threaded connectors	4000S0	connector type, piston rod entry	without teeth	4000G9			9455851480		
<b>OE numbers</b>	Length (mm)	1170																													
4000FJ	Steering type	Steering rack																													
4000KK	screw measure	M14x1,5/M16x1,5																													
4000AA	Manufacturer	ZF/TRW																													
96307307	Operating mode	hydraulic																													
4000.V4	tie rod entry diameter	18,6																													
4000.C2	Remarks	Threaded connectors																													
4000S0	connector type, piston rod entry	without teeth																													
4000G9																															
9455851480																															



**CITROËN**
**14209**

**OE numbers**

 9451114580  
 9431235021  
 4000S2

Length (mm)	1165
tie rod entrance height	63,3
connector type, piston rod entry	without teeth
Steering type	Steering rack
tie rod entry diameter	17,1
Operating mode	Manual

**13481**

**OE numbers**

 4000KK  
 4000S0  
 9458108980  
 4000.C2  
 4000CV  
 4000.V4  
 4000 V6

Remarks	Threaded connectors
tie rod entry diameter	18,7
Steering side	Left-hand drive vehicle
connector type, piston rod entry	without teeth
screw measure	M14x1,5 / M16x1,5
tie end length [mm]	340
Feature	Flat pinion
tie rod entrance height	41

**13424**

**OE numbers**

 9455851480  
 4000AA  
 4000G9  
 9451114780  
 4000KH  
 9458108980

screw measure	M12x1,5/M12x1,5
Manufacturer	ZF
connector type, piston rod entry	rack
tie rod entrance height	30
tie end length [mm]	340
tie rod entry teeth number	36
Feature	Toothed pinion
Steering side	Left-hand drive vehicle

**13430**

**OE numbers**

 4000FJ  
 4000KK  
 4000AA

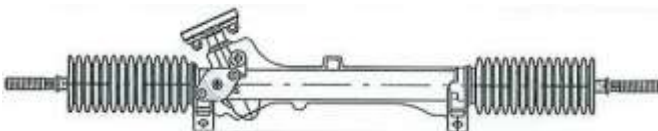
tie rod entrance height	46
Manufacturer	TRW-ZF
tie end length [mm]	335
Feature	Flat pinion
Steering side	Left-hand drive vehicle
connector type, piston rod entry	without teeth
tie rod entry diameter	18,6
Feature	pipes by pressure

**BX (XB-\_)**
**1982 - 1993**
**13421**

**OE numbers**

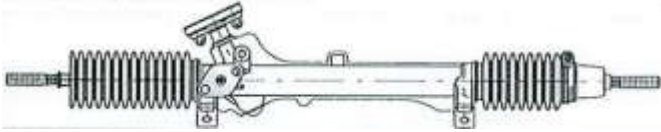
 95615724  
 95 593 579

Steering type	Steering rack
Operating mode	hydraulic
Manufacturer	BENDIX
Steering side	Left-hand drive vehicle
tie rod entrance height	22
tie rod entry diameter	17,3
connector type, piston rod entry	rack
tie rod entry teeth number	36

**14204**

**OE numbers**

9561572280

Steering type	Steering rack
Operating mode	Manual
screw passing, tie end	14
Length (mm)	810

**CITROËN**
**14205**

**OE numbers**

 794110341031  
 9561572080

Length (mm)	820
Operating mode	Manual
Steering type	Steering rack

**C1 (PM\_, PN\_)**
**2005 -**
**14339**

Length (mm)	1045
Operating mode	electric
connector type, piston rod entry	rack
tie rod entry diameter	14
Steering type	Steering rack
screw passing, tie end	12
tie rod entrance height	90

**14344**
**OE numbers**

 400135  
 400133  
 45500-0H010  
 45500-0H030

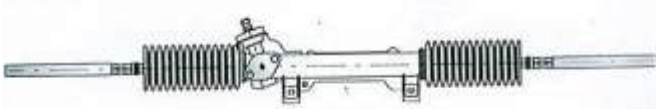
Steering type	Steering rack
Operating mode	electric

**C15 (VD-\_)**
**1984 - 2005**
**13485**

**OE numbers**

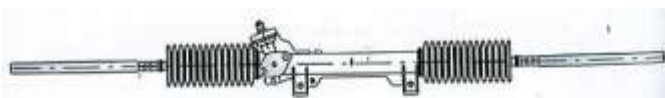
 4000G5  
 9431020021  
 400069  
 400065  
 4000.G9  
 4000.68  
 4000.61  
 4000.63  
 400064

Steering side	Left-hand drive vehicle
tie rod entry diameter	17,5
tie rod entry teeth number	36
connector type, piston rod entry	rack
tie rod entrance height	30
screw measure	M14x1,5 / M16x1,5
Operating mode	hydraulic
Steering type	Steering rack

**14240**

**OE numbers**

 400021  
 400023  
 400556  
 9455304467  
 9404005520

tie rod entry teeth number	28
tie rod entrance height	24
Steering type	Steering rack
Operating mode	Manual
connector type, piston rod entry	rack
Remarks	Toothed pinion
tie rod entry diameter	12
Length (mm)	1221

**CITROËN**
**14203**

**OE numbers**

 9455304467  
 9455341780

Operating mode	Manual
Steering type	Steering rack
Length (mm)	1125

**14208**

**OE numbers**

 9431235021  
 400042  
 9455488480  
 91516336  
 400041

tie rod entry diameter	18,3
Steering type	Steering rack
Operating mode	Manual
connector type, piston rod entry	without teeth
tie rod entrance height	62,7
Length (mm)	1120

**C2 (JM\_)**
**2003 -**
**131075**

**OE numbers**

 4000.WT  
 4000.SA  
 4000.HZ  
 4000.HY  
 4000.TQ  
 4000.TW  
 4000.PT  
 9643392180  
 483610

Steering type	Steering rack
connector type, piston rod entry	without teeth
tie rod entry diameter	18,5
screw passing, tie end	14
Operating mode	Electronic
tie rod entrance height	52
Length (mm)	1050

**131077**

**OE numbers**

 9638623480  
 4000TP  
 483610

Steering type	Steering rack
connector type, piston rod entry	without teeth
tie end length [mm]	235
tie rod entry diameter	18,5
screw passing, tie end	14
Length (mm)	1050
tie rod entrance height	52
Operating mode	Electronic

**C25 Furgón (280\_, 290\_)**
**1981 - 1994**
**13423**

**OE numbers**

 400039  
 4011.39  
 7594079  
 7719021  
 9791300380  
 9941078  
 9943622  
 4000.39

Steering type	Steering rack
screw measure	M14x1,5/M16x1,5
Operating mode	hydraulic
tie rod entry diameter	17,6
Steering side	Left-hand drive vehicle
tie end length [mm]	275
Length (mm)	1315
connector type, piston rod entry	rack

**CITROËN**
**14207**

**OE numbers**

 400511  
 97911300380  
 9750012099  
 94558157879  
 9750005810  
 904470979  
 4000A0

Manufacturer	TRW
tie rod entry teeth number	52
connector type, piston rod entry	rack
tie rod entrance height	31,1
Operating mode	Manual
Steering type	Steering rack
screw passing, tie end	16
Length (mm)	1321

**C3 (FC\_)**
**2002 -**
**131075**

**OE numbers**

 4000.WT  
 4000.SA  
 4000.HZ  
 4000.HY  
 4000.TQ  
 4000.TW  
 4000.PT  
 9643392180  
 483610

Steering type	Steering rack
connector type, piston rod entry	without teeth
tie rod entry diameter	18,5
screw passing, tie end	14
Operating mode	Electronic
tie rod entrance height	52
Length (mm)	1050

**131077**

**OE numbers**

 9638623480  
 4000TP  
 483610

Steering type	Steering rack
connector type, piston rod entry	without teeth
tie end lenght [mm]	235
tie rod entry diameter	18,5
screw passing, tie end	14
Length (mm)	1050
tie rod entrance height	52
Operating mode	Electronic

**C4 (LC\_)**
**2004 -**
**131001Z**

**OE numbers**

 4000QS  
 4000NN  
 4000QP  
 4000NK  
 4000 QF  
 4000 QH  
 4000 QE  
 4000 ZN  
 4000 ZL

tie rod entry diameter	18,5
Remarks	ZF distributor
Steering side	Left-hand drive vehicle
connector type, piston rod entry	conical
tie rod entrance height	71
Operating mode	hydraulic
Manufacturer	ZF
Steering type	Steering rack

**13941**

**OE numbers**

 4000ZX  
 4000ZW  
 4000NK  
 4000NN  
 4000QS  
 4000QP

Steering side	Left-hand drive vehicle
tie end lenght [mm]	320
connector type, piston rod entry	without teeth
tie rod entrance height	72
Manufacturer	KOYO / ZF
Operating mode	hydraulic
Steering type	Steering rack
screw passing, tie end	14

**CITROËN**

<b>13941-1</b>	<b>OE numbers</b> 4000QS 4000QP	<table border="0"> <tr> <td>Length (mm)</td> <td>1220</td> </tr> <tr> <td>tie rod entry diameter</td> <td>18,6</td> </tr> <tr> <td>Feature</td> <td>pipes by pressure</td> </tr> <tr> <td>Steering type</td> <td>Steering rack</td> </tr> <tr> <td>Operating mode</td> <td>hydraulic</td> </tr> <tr> <td>Manufacturer</td> <td>TRW</td> </tr> <tr> <td>tie rod entrance height</td> <td>72</td> </tr> <tr> <td>connector type, piston rod entry</td> <td>without teeth</td> </tr> </table>	Length (mm)	1220	tie rod entry diameter	18,6	Feature	pipes by pressure	Steering type	Steering rack	Operating mode	hydraulic	Manufacturer	TRW	tie rod entrance height	72	connector type, piston rod entry	without teeth
Length (mm)	1220																	
tie rod entry diameter	18,6																	
Feature	pipes by pressure																	
Steering type	Steering rack																	
Operating mode	hydraulic																	
Manufacturer	TRW																	
tie rod entrance height	72																	
connector type, piston rod entry	without teeth																	
<b>131001</b> 	<b>OE numbers</b> 4000QS 4000NN 4000QP 4000NK 4000 QF 4000 QH 4000 QE 4000 ZN 4000 ZL	<table border="0"> <tr> <td>Length (mm)</td> <td>1260</td> </tr> <tr> <td>Steering type</td> <td>Steering rack</td> </tr> <tr> <td>Operating mode</td> <td>hydraulic</td> </tr> <tr> <td>tie rod entrance height</td> <td>71</td> </tr> <tr> <td>Manufacturer</td> <td>KOYO</td> </tr> <tr> <td>Steering side</td> <td>Left-hand drive vehicle</td> </tr> <tr> <td>connector type, piston rod entry</td> <td>rack</td> </tr> <tr> <td>Feature</td> <td>pipes by pressure</td> </tr> </table>	Length (mm)	1260	Steering type	Steering rack	Operating mode	hydraulic	tie rod entrance height	71	Manufacturer	KOYO	Steering side	Left-hand drive vehicle	connector type, piston rod entry	rack	Feature	pipes by pressure
Length (mm)	1260																	
Steering type	Steering rack																	
Operating mode	hydraulic																	
tie rod entrance height	71																	
Manufacturer	KOYO																	
Steering side	Left-hand drive vehicle																	
connector type, piston rod entry	rack																	
Feature	pipes by pressure																	
<b>131011</b> 		<table border="0"> <tr> <td>Length (mm)</td> <td>1175</td> </tr> <tr> <td>Steering type</td> <td>Steering rack</td> </tr> <tr> <td>Manufacturer</td> <td>KOYO</td> </tr> <tr> <td>tie rod entrance height</td> <td>73</td> </tr> <tr> <td>Operating mode</td> <td>hydraulic</td> </tr> <tr> <td>connector type, piston rod entry</td> <td>without teeth</td> </tr> <tr> <td>Steering side</td> <td>Left-hand drive vehicle</td> </tr> <tr> <td>Remarks</td> <td>ZF distributor</td> </tr> </table>	Length (mm)	1175	Steering type	Steering rack	Manufacturer	KOYO	tie rod entrance height	73	Operating mode	hydraulic	connector type, piston rod entry	without teeth	Steering side	Left-hand drive vehicle	Remarks	ZF distributor
Length (mm)	1175																	
Steering type	Steering rack																	
Manufacturer	KOYO																	
tie rod entrance height	73																	
Operating mode	hydraulic																	
connector type, piston rod entry	without teeth																	
Steering side	Left-hand drive vehicle																	
Remarks	ZF distributor																	
<b>131010</b> 		<table border="0"> <tr> <td>tie rod entry diameter</td> <td>18,5</td> </tr> <tr> <td>Remarks</td> <td>TRW distributor</td> </tr> <tr> <td>Steering side</td> <td>Left-hand drive vehicle</td> </tr> <tr> <td>connector type, piston rod entry</td> <td>without teeth</td> </tr> <tr> <td>tie end length [mm]</td> <td>300</td> </tr> <tr> <td>Operating mode</td> <td>hydraulic</td> </tr> <tr> <td>tie rod entrance height</td> <td>72,1</td> </tr> <tr> <td>Manufacturer</td> <td>TRW</td> </tr> </table>	tie rod entry diameter	18,5	Remarks	TRW distributor	Steering side	Left-hand drive vehicle	connector type, piston rod entry	without teeth	tie end length [mm]	300	Operating mode	hydraulic	tie rod entrance height	72,1	Manufacturer	TRW
tie rod entry diameter	18,5																	
Remarks	TRW distributor																	
Steering side	Left-hand drive vehicle																	
connector type, piston rod entry	without teeth																	
tie end length [mm]	300																	
Operating mode	hydraulic																	
tie rod entrance height	72,1																	
Manufacturer	TRW																	
<b>C5 (DC_)</b>		<b>2001 - 2004</b>																
<b>13528</b> 	<b>OE numbers</b> 4000KQ 4000FA 4000GV 4000 KS 4000 LX 4000 FC 4000 GX 4000 LZ 4000LV	<table border="0"> <tr> <td>Operating mode</td> <td>hydraulic</td> </tr> <tr> <td>tie rod entrance height</td> <td>95,5</td> </tr> <tr> <td>connector type, piston rod entry</td> <td>without teeth</td> </tr> <tr> <td>Length (mm)</td> <td>1020</td> </tr> <tr> <td>Steering type</td> <td>Steering rack</td> </tr> <tr> <td>Steering side</td> <td>Left-hand drive vehicle</td> </tr> <tr> <td>Feature</td> <td>pipes by pressure</td> </tr> <tr> <td>tie end length [mm]</td> <td>185</td> </tr> </table>	Operating mode	hydraulic	tie rod entrance height	95,5	connector type, piston rod entry	without teeth	Length (mm)	1020	Steering type	Steering rack	Steering side	Left-hand drive vehicle	Feature	pipes by pressure	tie end length [mm]	185
Operating mode	hydraulic																	
tie rod entrance height	95,5																	
connector type, piston rod entry	without teeth																	
Length (mm)	1020																	
Steering type	Steering rack																	
Steering side	Left-hand drive vehicle																	
Feature	pipes by pressure																	
tie end length [mm]	185																	
<b>13528-1</b>	<b>OE numbers</b> 4000KQ 4000FA 4000GV 4000 KS 4000 LX 4000 FC 4000 GX 4000 LZ 4000LV	<table border="0"> <tr> <td>tie rod entry diameter</td> <td>18,5</td> </tr> <tr> <td>tie end length [mm]</td> <td>185</td> </tr> <tr> <td>Feature</td> <td>pipes by pressure</td> </tr> <tr> <td>Steering type</td> <td>Steering rack</td> </tr> <tr> <td>screw passing, tie end</td> <td>16</td> </tr> <tr> <td>Length (mm)</td> <td>1020</td> </tr> <tr> <td>connector type, piston rod entry</td> <td>without teeth</td> </tr> <tr> <td>tie rod entrance height</td> <td>95,5</td> </tr> </table>	tie rod entry diameter	18,5	tie end length [mm]	185	Feature	pipes by pressure	Steering type	Steering rack	screw passing, tie end	16	Length (mm)	1020	connector type, piston rod entry	without teeth	tie rod entrance height	95,5
tie rod entry diameter	18,5																	
tie end length [mm]	185																	
Feature	pipes by pressure																	
Steering type	Steering rack																	
screw passing, tie end	16																	
Length (mm)	1020																	
connector type, piston rod entry	without teeth																	
tie rod entrance height	95,5																	

**CITROËN**
**13528S**

**OE numbers**

 4000GY  
 4000NC  
 8401991117  
 8401991115

Operating mode	hydraulic
tie rod entrance height	95,5
connector type, piston rod entry	without teeth
Length (mm)	1020
Steering type	Steering rack
Feature	pipes by pressure
tie rod entry diameter	18,5
Steering side	Left-hand drive vehicle

**C5 (RC\_)**
**2004 -**
**13528**

**OE numbers**

 4000KQ  
 4000FA  
 4000GV  
 4000 KS  
 4000 LX  
 4000 FC  
 4000 GX  
 4000 LZ  
 4000LV

Operating mode	hydraulic
tie rod entrance height	95,5
connector type, piston rod entry	without teeth
Length (mm)	1020
Steering type	Steering rack
Steering side	Left-hand drive vehicle
Feature	pipes by pressure
tie end length [mm]	185

**13528S**

**OE numbers**

 4000GY  
 4000NC  
 8401991117  
 8401991115

Operating mode	hydraulic
tie rod entrance height	95,5
connector type, piston rod entry	without teeth
Length (mm)	1020
Steering type	Steering rack
Feature	pipes by pressure
tie rod entry diameter	18,5
Steering side	Left-hand drive vehicle

**C6 (TD\_)**
**2005 -**
**131115**
**OE numbers**

 6820000028  
 X6006172M  
 D2X6G

Steering type	Steering rack
Operating mode	hydraulic
connector type, piston rod entry	without teeth
Equipment	with servotronic
tie rod entry diameter	18,5
screw measure	M11x1,5 / M12x1,5
Manufacturer	KOYO
Length (mm)	1050

**C8 (EA\_, EB\_)**
**2002 -**
**13531**

**OE numbers**

 4000GQ  
 71722574  
 71722572  
 71791345  
 4000PW  
 4000JF  
 1489732080  
 1356323080  
 1348591080

model support ID	ø15mm
tie rod entry diameter	18,6
Steering side	Left-hand drive vehicle
Equipment	with servotronic
Steering type	Steering rack
Length (mm)	1330
screw measure	M16x1,5 / M18x1,5
tie rod entrance height	45



**CITROËN**
**13981**

**OE numbers**

 7832974167  
 4000.TH  
 4000TF  
 4000R8  
 1400931480  
 1401381380  
 7832974210

Feature	pipes by pressure
tie rod entry diameter	18,5
Length (mm)	1305
Steering type	Steering rack
Operating mode	hydraulic
Steering side	Left-hand drive vehicle
tie rod entrance height	39
connector type, piston rod entry	without teeth

**C-CROSSER (EP\_)**
**2007 -**
**131057**


Operating mode	hydraulic
Steering type	Steering rack
Manufacturer	HSG129A DPH
connector type, piston rod entry	rack
tie rod entry diameter	16,5
screw measure	M16x1,5/M16x1,5
screw passing, tie end	14
Length (mm)	1295

**EVASION (22, U6)**
**1994 - 2002**
**13427**

**OE numbers**

 1312577080  
 71722563  
 71 722 564  
 71 722 562  
 400134  
 4001.28  
 4001.26  
 15000947  
 15000831

Steering type	Steering rack
Operating mode	hydraulic
screw measure	M16x1,5/M18x1,5
Length (mm)	1295
Remarks	M14
tie rod entry diameter	18,6
Steering side	Left-hand drive vehicle
connector type, piston rod entry	without teeth

**GS**
**1970 - 1986**
**14200**

Operating mode	Manual
Steering type	Steering rack

**JUMPER Furgón**
**2006 -**
**13971**

**OE numbers**

 1369943080  
 1359226080  
 4000SP  
 1345854080  
 4001E4  
 1607744380  
 1607744580  
 4000SF

screw measure	M14x1,5 / M16x1,5
Steering type	Steering rack
Operating mode	hydraulic
Length (mm)	1315
tie rod entry diameter	17,7
tie end length [mm]	260
tie rod entry teeth number	22
connector type, piston rod entry	rack

**CITROËN**
**13971S**

**OE numbers**

 4001E5  
 4000SF  
 4000SG  
 1341019080  
 1359225080

Manufacturer	TRW
tie rod entrance height	100
Steering side	Left-hand drive vehicle
connector type, piston rod entry	rack
tie rod entry teeth number	22
Equipment	with servotronic
tie end lenght [mm]	260
tie rod entry diameter	17,7

**JUMPER Furgón (230L)**
**1994 - 2002**
**13422**

**OE numbers**

 4018H4  
 71 722 558  
 4004.E4  
 4000.Q3  
 4000.E4  
 15000779  
 1310352080  
 1304291080

tie rod entry teeth number	54
tie rod entrance height	49
Manufacturer	TRW
connector type, piston rod entry	rack
tie end lenght [mm]	315
Length (mm)	1410
Steering side	Left-hand drive vehicle
tie rod entry diameter	17,5

**13960**

**OE numbers**

 4000.EC  
 1334621080  
 4000 90  
 71722570  
 4018H4  
 4000.EF  
 1323199080  
 4004E4

screw measure	M14x1,5 / M16x1,5
Steering side	Left-hand drive vehicle
connector type, piston rod entry	rack
tie rod entrance height	48,4
Manufacturer	TRW
tie rod entry teeth number	54
Operating mode	hydraulic
Steering type	Steering rack

**JUMPER Furgón (244)**
**2002 -**
**13660**

**OE numbers**

 71783554  
 1336494080  
 1340777080  
 4000JW  
 71722584

Length (mm)	1410
Steering type	Steering rack
Operating mode	hydraulic
tie rod entry diameter	17,6
tie rod entry teeth number	22
Num. of grooves	22
Steering side	Left-hand drive vehicle
connector type, piston rod entry	rack

**JUMPY**
**2007 -**
**13981**

**OE numbers**

 7832974167  
 4000.TH  
 4000TF  
 4000R8  
 1400931480  
 1401381380  
 7832974210

Feature	pipes by pressure
tie rod entry diameter	18,5
Length (mm)	1305
Steering type	Steering rack
Operating mode	hydraulic
Steering side	Left-hand drive vehicle
tie rod entrance height	39
connector type, piston rod entry	without teeth

**CITROËN**
**JUMPY (U6U)**
**1995 - 2006**
**13427**

**OE numbers**

 1312577080  
 71722563  
 71 722 564  
 71 722 562  
 400134  
 4001.28  
 4001.26  
 15000947  
 15000831

Steering type	Steering rack
Operating mode	hydraulic
screw measure	M16x1,5/M18x1,5
Length (mm)	1295
Remarks	M14
tie rod entry diameter	18,6
Steering side	Left-hand drive vehicle
connector type, piston rod entry	without teeth

**NEMO Furgón (AA\_)**
**2008 -**
**131059-1**
**OE numbers**

 400177  
 51784191  
 51784192  
 51832636  
 51832638  
 J39X0527TE  
 00552221240  
 0010612

tie rod entrance height	55
screw passing, tie end	M14
Manufacturer	TRW
tie rod entry teeth number	22
tie end length [mm]	275
connector type, piston rod entry	rack
tie rod entry diameter	17,5
Steering type	Steering rack

**131059**

**OE numbers**

 400177  
 51784191  
 51784192  
 51832636  
 51832638  
 J39X0527TE  
 00552221240  
 0010612

Length (mm)	1165
Operating mode	hydraulic
Steering type	Steering rack
tie rod entry diameter	17,5
connector type, piston rod entry	rack
tie end length [mm]	275
tie rod entry teeth number	22
screw passing, tie end	14

**SAXO (S0, S1)**
**1996 - 2003**
**13491**

**OE numbers**

 4000V1  
 4000.S8  
 4000.V0  
 400089  
 4000Q1  
 4000T1

Remarks	Acop rótulas redondo
Steering type	Steering rack
Operating mode	hydraulic
screw measure	M14x1,5 / M16x1,5
tie rod entrance height	84
Manufacturer	TRW
Length (mm)	510
Feature	Flat pinion

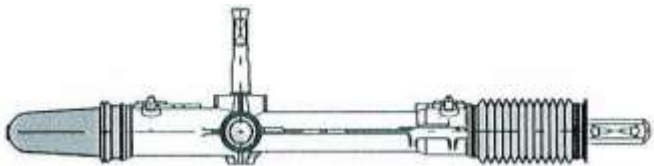
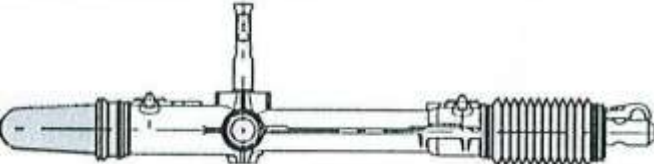
**13496**

**OE numbers**



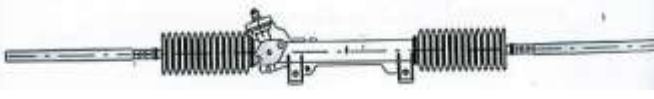

 4000J8  
 4000S8  
 4000.T1  
 400089

Remarks	Acop. rótulas plano
Steering type	Steering rack
Operating mode	hydraulic
tie rod entrance height	84
Manufacturer	TRW
tie end length [mm]	495
connector type, piston rod entry	without teeth
Steering side	Left-hand drive vehicle

**CITROËN**

<b>14246</b> 	<b>OE numbers</b> 9620470430 400054 400053	Operating mode: Manual Steering type: Steering rack Remarks: Rack with 2 drills
<b>14315</b> 	<b>OE numbers</b> 400054 4000W6 4000W8 9620470430	Operating mode: Manual Steering type: Steering rack tie rod entry diameter: 16,5 connector type, piston rod entry: without teeth tie rod entrance height: 76,8 Length (mm): 615 Remarks: Round rack

**VISA**
**1978 - 1991**

<b>14240</b> 	<b>OE numbers</b> 400021 400023 400556 9455304467 9404005520	tie rod entry teeth number: 28 tie rod entrance height: 24 Steering type: Steering rack Operating mode: Manual connector type, piston rod entry: rack Remarks: Toothed pinion tie rod entry diameter: 12 Length (mm): 1221
<b>14208</b> 	<b>OE numbers</b> 9431235021 400042 9455488480 91516336 400041	tie rod entry diameter: 18,3 Steering type: Steering rack Operating mode: Manual connector type, piston rod entry: without teeth tie rod entrance height: 62,7 Length (mm): 1120
<b>14203</b> 	<b>OE numbers</b> 9455304467 9455341780	Operating mode: Manual Steering type: Steering rack Length (mm): 1125
<b>14202</b> 	<b>OE numbers</b> 9404005520 9455304467 400021 400023 400556	tie rod entry teeth number: 5 connector type, piston rod entry: rack Length (mm): 1021 tie rod entrance height: 25,8 tie rod entry diameter: 17,1 Steering type: Steering rack Operating mode: Manual

**CITROËN**
**14201**

Steering type	Steering rack
Operating mode	Manual
tie rod entry teeth number	26
tie rod entry diameter	17,7
connector type, piston rod entry	rack
Length (mm)	523
tie rod entrance height	37,8

**XANTIA Break (X1)**
**1995 - 1998**
**13428S**

**OE numbers**

4005A5  
9451137180  
9451136980  
4005A6  
4000.Y8  
9431266021  
9622764830

screw measure	M14x1,5/M14x1,5
Length (mm)	1210
Steering type	Steering rack
Operating mode	hydraulic
tie rod entry diameter	17,3
tie end length [mm]	150
Steering side	Left-hand drive vehicle
tie rod entry teeth number	37

**13428**

**OE numbers**

4005A5  
4005A6  
9451136980  
9451137180  
4000.Y9  
4000Y8

screw passing, tie end	M14
Manufacturer	ZF
connector type, piston rod entry	rack
tie rod entrance height	33
tie rod entry teeth number	37
Steering side	Left-hand drive vehicle
tie rod entry diameter	17,3
Operating mode	hydraulic

**XANTIA Break (X2)**
**1998 - 2003**
**13428S**

**OE numbers**

4005A5  
9451137180  
9451136980  
4005A6  
4000.Y8  
9431266021  
9622764830

screw measure	M14x1,5/M14x1,5
Length (mm)	1210
Steering type	Steering rack
Operating mode	hydraulic
tie rod entry diameter	17,3
tie end length [mm]	150
Steering side	Left-hand drive vehicle
tie rod entry teeth number	37

**13529**

**OE numbers**

4000Z2  
4000T0  
4000L4  
4000AG

Steering side	Left-hand drive vehicle
Steering type	Steering rack
screw passing, tie end	16
tie rod entry diameter	16,9
screw measure	M14x1,5 / M14x1,5
tie end length [mm]	315
tie rod entrance height	32,6
connector type, piston rod entry	rack

**CITROËN**
**XM (Y3)**
**1989 - 1994**
**13488**

**OE numbers**

 4000E2  
 9451030980  
 4000.W4  
 4000G0  
 4000F7

tie rod entry diameter	17,4
Steering side	Left-hand drive vehicle
tie rod entrance height	32
connector type, piston rod entry	rack
tie rod entry teeth number	36
screw passing, tie end	M14
screw measure	M14x1,5 / M16x1,5
Remarks	Inlet /Outlet distributor M12

**XM (Y4)**
**1994 - 2000**
**13425**

**OE numbers**

 4000E2  
 4000G0  
 9451030980

Steering type	Steering rack
Length (mm)	1240
Operating mode	hydraulic
Manufacturer	BENDIX
tie rod entry diameter	17,5
Steering side	Left-hand drive vehicle
tie rod entry teeth number	36
tie rod entrance height	30

**XSARA Break (N2)**
**1997 - 2005**
**13481**

**OE numbers**

 4000KK  
 4000S0  
 9458108980  
 4000.C2  
 4000CV  
 4000.V4  
 4000 V6


Remarks	Threaded connectors
tie rod entry diameter	18,7
Steering side	Left-hand drive vehicle
connector type, piston rod entry	without teeth
screw measure	M14x1,5 / M16x1,5
tie end length [mm]	340
Feature	Flat pinion
tie rod entrance height	41

**13484**

**OE numbers**

 4000JG  
 4000QW  
 4000QV  
 4000KN  
 4000JH  
 4000HP  
 4000HM  
 4000FP  
 4000FL

model support ID	10mm
Manufacturer	ZF/ TRW
Steering type	Steering rack
Operating mode	hydraulic
Length (mm)	1170
Remarks	No thread on Connectors
tie rod entrance height	41
Feature	Flat pinion

**XSARA PICASSO (N68)**
**1999 -**
**13430-1**

**OE numbers**

 4000FJ  
 4000KK  
 4000AA  
 96307307  
 4000.V4  
 4000.C2  
 4000S0  
 4000G9  
 9455851480

Length (mm)	1170
Steering type	Steering rack
screw measure	M14x1,5/M16x1,5
Manufacturer	ZF/TRW
Operating mode	hydraulic
tie rod entry diameter	18,6
Remarks	Threaded connectors
connector type, piston rod entry	without teeth



**CITROËN**
**13484**

**OE numbers**

 4000JG  
 4000QW  
 4000QV  
 4000KN  
 4000JH  
 4000HP  
 4000HM  
 4000FP  
 4000FL

model support ID	10mm
Manufacturer	ZF/ TRW
Steering type	Steering rack
Operating mode	hydraulic
Length (mm)	1170
Remarks	No thread on Connectors
tie rod entrance height	41
Feature	Flat pinion

**13430**

**OE numbers**

 4000FJ  
 4000KK  
 4000AA

tie rod entrance height	46
Manufacturer	TRW-ZF
tie end lenght [mm]	335
Feature	Flat pinion
Steering side	Left-hand drive vehicle
connector type, piston rod entry	without teeth
tie rod entry diameter	18,6
Feature	pipes by pressure

**13532**

**OE numbers**

4000AA

Operating mode	hydraulic
Length (mm)	1160
Steering side	Left-hand drive vehicle
connector type, piston rod entry	rack
tie rod entrance height	41,5
Manufacturer	TRW / ZF
Steering type	Steering rack
tie rod entry diameter	18,5

**ZX (N2)**
**1991 - 1997**
**13424**

**OE numbers**

 9455851480  
 4000AA  
 4000G9  
 9451114780  
 4000KH  
 9458108980

screw measure	M12x1,5/M12x1,5
Manufacturer	ZF
connector type, piston rod entry	rack
tie rod entrance height	30
tie end lenght [mm]	340
tie rod entry teeth number	36
Feature	Toothed pinion
Steering side	Left-hand drive vehicle

**13481**

**OE numbers**

 4000KK  
 4000S0  
 9458108980  
 4000.C2  
 4000CV  
 4000.V4  
 4000 V6

Remarks	Threaded connectors
tie rod entry diameter	18,7
Steering side	Left-hand drive vehicle
connector type, piston rod entry	without teeth
screw measure	M14x1,5 / M16x1,5
tie end lenght [mm]	340
Feature	Flat pinion
tie rod entrance height	41

**14209**

**OE numbers**

 9451114580  
 9431235021  
 4000S2

Length (mm)	1165
tie rod entrance height	63,3
connector type, piston rod entry	without teeth
Steering type	Steering rack
tie rod entry diameter	17,1
Operating mode	Manual

**CITROËN**

**13484**



**OE numbers**

- 4000JG
- 4000QW
- 4000QV
- 4000KN
- 4000JH
- 4000HP
- 4000HM
- 4000FP
- 4000FL

model support ID	10mm
Manufacturer	ZF/ TRW
Steering type	Steering rack
Operating mode	hydraulic
Length (mm)	1170
Remarks	No thread on Connectors
tie rod entrance height	41
Feature	Flat pinion

**CITROËN**
**ARANOS**
**1995 - 1997**
**13843**

**OE numbers**

 4648473  
 4778908  
 4612586  
 5057435

Remarks	= 13533
tie rod entrance height	40
Steering side	Left-hand drive vehicle
connector type, piston rod entry	without teeth
Length (mm)	855
Feature	Same size Inlet and outlet con
Operating mode	hydraulic
screw measure	M16x1,5 / M16x1,5

**13473**

**OE numbers**

 900322  
 90374067  
 96275008  
 900324  
 900267  
 900265  
 900256  
 900258  
 900283

Steering type	Steering rack
Operating mode	hydraulic
tie rod entry diameter	16,8
screw measure	M16x1,5 / M18x1,5
Steering side	Left-hand drive vehicle
connector type, piston rod entry	without teeth
Manufacturer	SAGINAW
Remarks	3,5 laps

**13473-1**
**OE numbers**

 900322  
 90374067  
 96275008  
 900324  
 900267  
 900265  
 900256  
 900258  
 900283

tie rod entrance height	40,7
Remarks	3 laps
Length (mm)	860
Steering side	Left/right-hand drive vehicle
Manufacturer	SAGINAW
connector type, piston rod entry	without teeth
tie rod entry diameter	16,8
screw measure	M18x1,5 / M16x1,5

**13533**

**OE numbers**

 5057435  
 4612586  
 4778908  
 96275008  
 900324  
 900322  
 900283  
 900267  
 900265

Feature	pipes by pressure
Remarks	Rosca E/S iguales
Steering type	Steering rack
Steering side	Left-hand drive vehicle
Operating mode	hydraulic
Remarks	= 13843

**ESPERO (KLEJ)**
**1991 - 1999**
**13843**

**OE numbers**

 4648473  
 4778908  
 4612586  
 5057435

Remarks	= 13533
tie rod entrance height	40
Steering side	Left-hand drive vehicle
connector type, piston rod entry	without teeth
Length (mm)	855
Feature	Same size Inlet and outlet con
Operating mode	hydraulic
screw measure	M16x1,5 / M16x1,5

**DAEWOO**
**13533**

**OE numbers**

 5057435  
 4612586  
 4778908  
 96275008  
 900324  
 900322  
 900283  
 900267  
 900265

Feature	pipes by pressure
Remarks	Rosca E/S iguales
Steering type	Steering rack
Steering side	Left-hand drive vehicle
Operating mode	hydraulic
Remarks	= 13843

**13473**

**OE numbers**

 900322  
 90374067  
 96275008  
 900324  
 900267  
 900265  
 900256  
 900258  
 900283

Steering type	Steering rack
Operating mode	hydraulic
tie rod entry diameter	16,8
screw measure	M16x1,5 / M18x1,5
Steering side	Left-hand drive vehicle
connector type, piston rod entry	without teeth
Manufacturer	SAGINAW
Remarks	3,5 laps

**13473-1**
**OE numbers**

 900322  
 90374067  
 96275008  
 900324  
 900267  
 900265  
 900256  
 900258  
 900283

tie rod entrance height	40,7
Remarks	3 laps
Length (mm)	860
Steering side	Left/right-hand drive vehicle
Manufacturer	SAGINAW
connector type, piston rod entry	without teeth
tie rod entry diameter	16,8
screw measure	M18x1,5 / M16x1,5

**KALOS (KLAS)**
**2002 - 2004**
**13948**

**OE numbers**

96 535 300

Steering side	Left-hand drive vehicle
connector type, piston rod entry	rack
tie rod entry teeth number	36
Manufacturer	TRW
tie rod entrance height	60
Length (mm)	1045
Operating mode	hydraulic
Steering type	Steering rack

**LANOS (KLAT)**
**1997 -**
**13473**

**OE numbers**


 900322  
 90374067  
 96275008  
 900324  
 900267  
 900265  
 900256  
 900258  
 900283

Steering type	Steering rack
Operating mode	hydraulic
tie rod entry diameter	16,8
screw measure	M16x1,5 / M18x1,5
Steering side	Left-hand drive vehicle
connector type, piston rod entry	without teeth
Manufacturer	SAGINAW
Remarks	3,5 laps


**DAEWOO**

<b>13473-1</b>	<b>OE numbers</b> 900322 90374067 96275008 900324 900267 900265 900256 900258 900283	tie rod entrance height 40,7 Remarks 3 laps Length (mm) 860 Steering side Left/right-hand drive vehicle Manufacturer SAGINAW connector type, piston rod entry without teeth tie rod entry diameter 16,8 screw measure M18x1,5 / M16x1,5
<b>13533</b> 	<b>OE numbers</b> 5057435 4612586 4778908 96275008 900324 900322 900283 900267 900265	Feature pipes by pressure Remarks Rosca E/S iguales Steering type Steering rack Steering side Left-hand drive vehicle Operating mode hydraulic Remarks = 13843
<b>13843</b> 	<b>OE numbers</b> 4648473 4778908 4612586 5057435	Remarks = 13533 tie rod entrance height 40 Steering side Left-hand drive vehicle connector type, piston rod entry without teeth Length (mm) 855 Feature Same size Inlet and outlet con Operating mode hydraulic screw measure M16x1,5 / M16x1,5

**LEGANZA (KLAV)**
**1997 - 2002**

<b>13534</b> 	<b>OE numbers</b> 96253838 96205807 96253837	Operating mode hydraulic Steering side Left-hand drive vehicle connector type, piston rod entry without teeth tie end lenght [mm] 360 Steering type Steering rack Length (mm) 1285 screw measure M16x1,5 / M18x1,5 tie rod entry diameter 16,8
---	---	---

**MATIZ (KLYA)**
**1998 -**

<b>131104</b> 	<b>OE numbers</b> 96316287 96518943 96438534 96663816 96879493	tie rod entry teeth number 36 connector type, piston rod entry rack Manufacturer TRW tie rod entrance height 70 tie rod entry diameter 16 screw measure M16x1,5/M14x1,5 Steering type Steering rack Operating mode hydraulic
--	---	---

**DAEWOO**
**13535**

**OE numbers**

 96518943  
 KRPU54

tie end length [mm]	247
tie rod entry diameter	15,7
Steering type	Steering rack
tie rod entry teeth number	36
Steering side	Left-hand drive vehicle
connector type, piston rod entry	rack
tie rod entrance height	78,4
Operating mode	hydraulic

**NEXIA (KLETN)**
**1995 - 1997**
**13473**

**OE numbers**

 900322  
 90374067  
 96275008  
 900324  
 900267  
 900265  
 900256  
 900258  
 900283

Steering type	Steering rack
Operating mode	hydraulic
tie rod entry diameter	16,8
screw measure	M16x1,5 / M18x1,5
Steering side	Left-hand drive vehicle
connector type, piston rod entry	without teeth
Manufacturer	SAGINAW
Remarks	3,5 laps

**13473-1**
**OE numbers**

 900322  
 90374067  
 96275008  
 900324  
 900267  
 900265  
 900256  
 900258  
 900283

tie rod entrance height	40,7
Remarks	3 laps
Length (mm)	860
Steering side	Left/right-hand drive vehicle
Manufacturer	SAGINAW
connector type, piston rod entry	without teeth
tie rod entry diameter	16,8
screw measure	M18x1,5 / M16x1,5

**13533**

**OE numbers**

 5057435  
 4612586  
 4778908  
 96275008  
 900324  
 900322  
 900283  
 900267  
 900265

Feature	pipes by pressure
Remarks	Rosca E/S iguales
Steering type	Steering rack
Steering side	Left-hand drive vehicle
Operating mode	hydraulic
Remarks	= 13843

**13843**

**OE numbers**

 4648473  
 4778908  
 4612586  
 5057435

Remarks	= 13533
tie rod entrance height	40
Steering side	Left-hand drive vehicle
connector type, piston rod entry	without teeth
Length (mm)	855
Feature	Same size Inlet and outlet con
Operating mode	hydraulic
screw measure	M16x1,5 / M16x1,5



**DAEWOO**
**NUBIRA (KLAJ)**
**1997 -**
**13536**

**OE numbers**

 96311842  
 96403852  
 96344877  
 96288699  
 96253917  
 96300065

Operating mode	hydraulic
Length (mm)	1260
Steering side	Left-hand drive vehicle
connector type, piston rod entry	without teeth
Steering type	Steering rack
tie rod entry diameter	16,8
screw measure	M18x1,5 / M18x1,5
tie rod entrance height	29

**NUBIRA Sedán (KLAJ)**
**1997 -**
**13536**

**OE numbers**

 96311842  
 96403852  
 96344877  
 96288699  
 96253917  
 96300065

Operating mode	hydraulic
Length (mm)	1260
Steering side	Left-hand drive vehicle
connector type, piston rod entry	without teeth
Steering type	Steering rack
tie rod entry diameter	16,8
screw measure	M18x1,5 / M18x1,5
tie rod entrance height	29

**NUBIRA Wagon (KLAJ)**
**1997 -**
**13536**

**OE numbers**

 96311842  
 96403852  
 96344877  
 96288699  
 96253917  
 96300065

Operating mode	hydraulic
Length (mm)	1260
Steering side	Left-hand drive vehicle
connector type, piston rod entry	without teeth
Steering type	Steering rack
tie rod entry diameter	16,8
screw measure	M18x1,5 / M18x1,5
tie rod entrance height	29

**REXTON (GAB\_)**
**2002 -**
**131021**

**OE numbers**

 46510-08000  
 46510-08001  
 46510-08002  
 46510-09003  
 46510-08004

screw measure	M16x1,5/M16x1,5
tie rod entry diameter	16,5
Manufacturer	MANDO
connector type, piston rod entry	rack
Steering side	Left-hand drive vehicle
tie end lenght [mm]	180
tie rod entry teeth number	36
tie rod entrance height	30,3

**TACUMA (KLAU)**
**2000 - 2004**
**13949**

**OE numbers**

 96255692  
 96451814  
 96852953

tie end lenght [mm]	240
Manufacturer	SAGINAW
screw passing, tie end	14
Steering type	Steering rack
Operating mode	hydraulic
screw measure	M18x1,5 / M16x1,5
tie rod entry diameter	17
Length (mm)	1050

**DAEWOO**
**CARAVAN II**
**1995 - 2001**
**13740**

**OE numbers**

 4470852  
 04470852  
 5274778  
 05274778  
 4684928  
 04684928  
 04694907  
 4684924  
 4694907

Length (mm)	1255
Steering type	Steering rack
screw measure	M16x1,5 / M18x1,5
Operating mode	hydraulic
tie rod entry diameter	18,6
connector type, piston rod entry	rack
tie rod entry teeth number	36
tie rod entrance height	41

**13741**

**OE numbers**

 04743430AC  
 4743430  
 04743430  
 4743081  
 04743430AB  
 4743430AB  
 4743430AC  
 P04743430AC  
 4743860AC

Steering side	Left-hand drive vehicle
tie rod entry teeth number	36
connector type, piston rod entry	rack
tie rod entrance height	80
tie rod entry diameter	18,5
Operating mode	hydraulic
Length (mm)	1315
Steering type	Steering rack

**CARAVAN III (RG\_)**
**2000 -**
**13741**

**OE numbers**

 04743430AC  
 4743430  
 04743430  
 4743081  
 04743430AB  
 4743430AB  
 4743430AC  
 P04743430AC  
 4743860AC

Steering side	Left-hand drive vehicle
tie rod entry teeth number	36
connector type, piston rod entry	rack
tie rod entrance height	80
tie rod entry diameter	18,5
Operating mode	hydraulic
Length (mm)	1315
Steering type	Steering rack

**13782**

**OE numbers**

 52088273AH  
 4743453AE  
 4874878  
 52088273AF  
 52088273AG  
 P68002224ABA  
 P04743910ADA  
 04743453AE  
 04743860AC

screw measure	M14x1,5 / M16x1,5
Steering side	Left-hand drive vehicle
tie rod entry teeth number	36
connector type, piston rod entry	rack
Remarks	Square Support
tie rod entrance height	74
tie rod entry diameter	18,5
Operating mode	hydraulic

**NITRO**
**2007 -**
**131113**

Steering type	Steering rack
Operating mode	hydraulic
Length (mm)	1250
tie rod entry diameter	18
connector type, piston rod entry	without teeth
Manufacturer	Mando
screw measure	M18x1,5 / M16x1,5
screw passing, tie end	16

**DODGE**
**F355 BERLINETTA**
**1994 - 1999**
**131032**


tie rod entry diameter	17,5
tie end lenght [mm]	245
connector type, piston rod entry	rack
Length (mm)	1330
screw passing, tie end	150
Operating mode	hydraulic
tie rod entrance height	44,4
Manufacturer	TRW

**F355 GTS**
**1994 - 1999**
**131032**


tie rod entry diameter	17,5
tie end lenght [mm]	245
connector type, piston rod entry	rack
Length (mm)	1330
screw passing, tie end	150
Operating mode	hydraulic
tie rod entrance height	44,4
Manufacturer	TRW

**FERRARI**
**127**
**1971 - 1986**
**14271**

**OE numbers**

 5927779  
 5960998  
 5963144  
 4430559  
 4436296  
 4318648  
 4468492

Length (mm)	744
tie rod entrance height	60
connector type, piston rod entry	rack
tie rod entry diameter	14,2
screw passing, tie end	14
tie rod entry teeth number	17
Operating mode	Manual
Steering type	Steering rack

**128**
**1969 - 1984**
**14271**

**OE numbers**

 5927779  
 5960998  
 5963144  
 4430559  
 4436296  
 4318648  
 4468492

Length (mm)	744
tie rod entrance height	60
connector type, piston rod entry	rack
tie rod entry diameter	14,2
screw passing, tie end	14
tie rod entry teeth number	17
Operating mode	Manual
Steering type	Steering rack

**131**
**1978 - 1984**
**14275**

**OE numbers**

4430367

Length (mm)	1089
connector type, piston rod entry	rack
tie rod entrance height	33,9
Operating mode	Manual
screw passing, tie end	14
tie rod entry diameter	14,1
tie rod entry teeth number	17
Steering type	Steering rack

**13540**

**OE numbers**

 34002635  
 5967137

tie rod entry diameter	21,5
Steering type	Steering rack
Steering side	Left-hand drive vehicle
connector type, piston rod entry	rack
Manufacturer	TRW
tie rod entrance height	47,5
tie rod entry teeth number	56
screw measure	M14x1,5 / M16x1,5

**132**
**1978 - 1982**
**14275**

**OE numbers**

4430367

Length (mm)	1089
connector type, piston rod entry	rack
tie rod entrance height	33,9
Operating mode	Manual
screw passing, tie end	14
tie rod entry diameter	14,1
tie rod entry teeth number	17
Steering type	Steering rack

**FIAT**
**BARCETTA (183)**
**1995 - 2005**
**13439**

**OE numbers**

 46480618  
 7772954  
 7772950  
 71783143  
 71722468  
 71722440  
 71 722 474  
 71 722 472  
 71 722 470

screw passing, tie end	M12
tie rod entry teeth number	54
Manufacturer	TRW
screw measure	M12x1,5/M14x1,5
tie rod entrance height	57,5
Length (mm)	1035
connector type, piston rod entry	rack
Steering side	Left-hand drive vehicle

**BRAVA (182)**
**1995 - 2001**
**13402**

**OE numbers**

 71722428  
 15000741  
 71783196  
 7776780  
 7772652  
 7648759  
 76 487 58  
 71722430  
 46446303

Steering type	Steering rack
screw passing, tie end	12
Feature	= refs.13402 y 13460
Operating mode	hydraulic
Length (mm)	1110
tie rod entry diameter	17,7
Steering side	Left-hand drive vehicle
Manufacturer	TRW

**13406**

**OE numbers**

 71722430  
 71 722 482  
 7776780  
 7772652  
 7648759  
 76446303  
 76 487 58  
 71783196  
 46446303

screw passing, tie end	12
Steering type	Steering rack
Feature	= refs.13402 y 13460
Length (mm)	1110
Operating mode	hydraulic
tie rod entry diameter	17,5
Steering side	Left-hand drive vehicle
Manufacturer	TRW

**13442**

**OE numbers**

 71783196  
 82472684  
 7776780  
 7772652  
 7665182  
 7648759  
 76446303  
 7600441  
 76 487 58

Steering type	Steering rack
Operating mode	hydraulic
Length (mm)	1110
tie rod entry diameter	17,5
Steering side	Left-hand drive vehicle
tie end length [mm]	270
screw measure	M12x1,5/M14x1,5
Manufacturer	TRW

**13443**

**OE numbers**

 71722446  
 71722482  
 71722430  
 76487580  
 71722426  
 46749764  
 46471158

Steering side	Left-hand drive vehicle
tie rod entry diameter	17,5
Operating mode	hydraulic
Steering type	Steering rack
Length (mm)	1155
screw passing, tie end	12
screw passing, tie end	M12
tie rod entry teeth number	54

**FIAT**
**13460**

**OE numbers**

 71783196  
 76 487 58  
 76446303  
 7648759  
 7772652  
 7776780  
 71722430  
 46749764  
 71711950

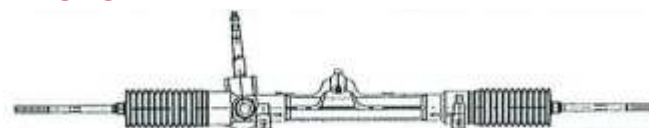
Steering type	Steering rack
Feature	= refs.13406 y 13402
Operating mode	hydraulic
Length (mm)	1110
Feature	pipes by pressure
tie rod entry diameter	17,5
Steering side	Left-hand drive vehicle
Manufacturer	TRW

**13537**

**OE numbers**

 71722450  
 46401485  
 71 722 434  
 46471158  
 46426047  
 46455726  
 15000741  
 15000891

tie rod entry diameter	17,3
Steering type	Steering rack
Steering side	Left-hand drive vehicle
connector type, piston rod entry	rack
tie rod entry teeth number	56
Remarks	Ball-shaped Support
Manufacturer	TRW
screw passing, tie end	M12

**14323**


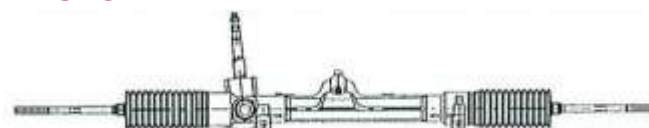
Manufacturer	TRW
connector type, piston rod entry	rack
Remarks	Ball-shaped Support
tie rod entry diameter	14
tie rod entry teeth number	17
Operating mode	Manual
Steering type	Steering rack
tie rod entrance height	107

**BRAVO I (182)**
**1995 - 2001**
**13406**

**OE numbers**

 71722430  
 71 722 482  
 7776780  
 7772652  
 7648759  
 76446303  
 76 487 58  
 71783196  
 46446303

screw passing, tie end	12
Steering type	Steering rack
Feature	= refs.13402 y 13460
Length (mm)	1110
Operating mode	hydraulic
tie rod entry diameter	17,5
Steering side	Left-hand drive vehicle
Manufacturer	TRW

**14323**


Manufacturer	TRW
connector type, piston rod entry	rack
Remarks	Ball-shaped Support
tie rod entry diameter	14
tie rod entry teeth number	17
Operating mode	Manual
Steering type	Steering rack
tie rod entrance height	107

**13537**

**OE numbers**

 71722450  
 46401485  
 71 722 434  
 46471158  
 46426047  
 46455726  
 15000741  
 15000891

tie rod entry diameter	17,3
Steering type	Steering rack
Steering side	Left-hand drive vehicle
connector type, piston rod entry	rack
tie rod entry teeth number	56
Remarks	Ball-shaped Support
Manufacturer	TRW
screw passing, tie end	M12



**FIAT**
**13442**

**OE numbers**

 71783196  
 82472684  
 7776780  
 7772652  
 7665182  
 7648759  
 76446303  
 7600441  
 76 487 58

Steering type	Steering rack
Operating mode	hydraulic
Length (mm)	1110
tie rod entry diameter	17,5
Steering side	Left-hand drive vehicle
tie end lenght [mm]	270
screw measure	M12x1,5/M14x1,5
Manufacturer	TRW

**13402**

**OE numbers**

 71722428  
 15000741  
 71783196  
 7776780  
 7772652  
 7648759  
 76 487 58  
 71722430  
 46446303

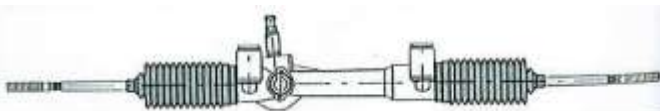
Steering type	Steering rack
screw passing, tie end	12
Feature	= refs.13406 y 13460
Operating mode	hydraulic
Length (mm)	1110
tie rod entry diameter	17,7
Steering side	Left-hand drive vehicle
Manufacturer	TRW

**13460**

**OE numbers**

 71783196  
 76 487 58  
 76446303  
 7648759  
 7772652  
 7776780  
 71722430  
 46749764  
 71711950

Steering type	Steering rack
Feature	= refs.13406 y 13402
Operating mode	hydraulic
Length (mm)	1110
Feature	pipes by pressure
tie rod entry diameter	17,5
Steering side	Left-hand drive vehicle
Manufacturer	TRW

**CINQUECENTO (170)**
**1991 - 1999**
**14216**

**OE numbers**

 7649109  
 7627830  
 851015100

Operating mode	Manual
Steering type	Steering rack
tie rod entry teeth number	16
tie rod entry diameter	14
connector type, piston rod entry	rack
tie rod entrance height	60,8
Length (mm)	912
screw passing, tie end	12

**COUPE (FA/175)**
**1993 - 2000**
**13409**

**OE numbers**

 71722516  
 60653459  
 60653458  
 60809773  
 71783189  
 60540725  
 60653457  
 60619751  
 60627128

connector type, piston rod entry	rack
Manufacturer	TRW
tie rod entrance height	44,2
tie rod entry teeth number	54
screw measure	M12x1,5/M14x1,5
screw passing, tie end	M12
Steering side	Left-hand drive vehicle
tie rod entry diameter	17,6

**FIAT**
**13462**

**OE numbers**

 15001022  
 71783195  
 71722516  
 60653459  
 60653458  
 60653457  
 60619751  
 60 809 773

Steering type	Steering rack
Operating mode	hydraulic
Feature	pipes by pressure
Steering side	Left-hand drive vehicle
Manufacturer	TRW
tie rod entrance height	47

**13970**

**OE numbers**

7730557

tie rod entrance height	51,6
screw passing, tie end	M12
Manufacturer	TRW
screw measure	M12x1,5 / M14x1,5
tie rod entry teeth number	56
Steering side	Left-hand drive vehicle
connector type, piston rod entry	rack
tie rod entry diameter	17,5

**13405**

**OE numbers**

 71722510  
 82472684  
 71 783 188  
 60653054  
 60619750  
 60590893  
 60 812 908  
 71711950  
 71783196

connector type, piston rod entry	rack
screw measure	M12x1,5/M14x1,5
tie rod entry teeth number	54
screw passing, tie end	M12
tie rod entrance height	45
Manufacturer	TRW
Steering side	Left-hand drive vehicle
tie rod entry diameter	17,7

**CROMA (154)**
**1985 - 1996**
**13441**

**OE numbers**

 82452738  
 37502141  
 60554935  
 60591513  
 60591514  
 82 480 948  
 82421734  
 82437269

Manufacturer	TRW
tie rod entrance height	67,7
screw passing, tie end	M14
screw measure	M12x1,5/M14x1,5
tie rod entry teeth number	60
connector type, piston rod entry	rack
Steering side	Left-hand drive vehicle
tie rod entry diameter	17,5

**DOBLO (119)**
**2001 -**
**13997**

**OE numbers**

 71788868  
 71789378  
 51757647  
 51780081

Length (mm)	1160
connector type, piston rod entry	rack
Steering side	Left/right-hand drive vehicle
Manufacturer	TRW
screw measure	M12x1,5 / M14x1,5
screw passing, tie end	M14
tie rod entry teeth number	56
tie rod entrance height	56,6

**FIAT**
**13966**

**OE numbers**

 71722504  
 15001208  
 468335410E  
 468335410A  
 436833541  
 71722505  
 A0005355

screw measure	M12x1,5 / M14x1,5
Manufacturer	TRW
tie rod entry teeth number	54
tie rod entrance height	57,2
screw passing, tie end	M14
connector type, piston rod entry	rack
Steering side	Left-hand drive vehicle
tie rod entry diameter	17,5

**13928**

**OE numbers**

 46539022  
 46837204  
 46539023  
 45640679  
 16902939  
 16900164  
 71722478  
 51787667  
 46540679

Length (mm)	1215
screw passing, tie end	M14
tie rod entrance height	57
Manufacturer	TRW
screw measure	M12x1,5 / M14x1,5
tie rod entry teeth number	54
tie end length [mm]	330
Steering side	Left-hand drive vehicle

**DUCATO Furgón (230L)**
**1994 - 2002**
**13422**

**OE numbers**

 4018H4  
 71 722 558  
 4004.E4  
 4000.Q3  
 4000.E4  
 15000779  
 1310352080  
 1304291080

tie rod entry teeth number	54
tie rod entrance height	49
Manufacturer	TRW
connector type, piston rod entry	rack
tie end length [mm]	315
Length (mm)	1410
Steering side	Left-hand drive vehicle
tie rod entry diameter	17,5

**13960**

**OE numbers**

 4000.EC  
 1334621080  
 4000 90  
 71722570  
 4018H4  
 4000.EF  
 1323199080  
 4004E4

screw measure	M14x1,5 / M16x1,5
Steering side	Left-hand drive vehicle
connector type, piston rod entry	rack
tie rod entrance height	48,4
Manufacturer	TRW
tie rod entry teeth number	54
Operating mode	hydraulic
Steering type	Steering rack

**14211**

**OE numbers**

 4000E5  
 9431296021

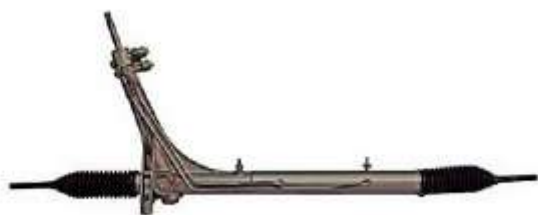
Steering type	Steering rack
Operating mode	Manual

**FIAT**
**DUCATO Furgón (244)**
**2002 - 2006**
**13660**

**OE numbers**

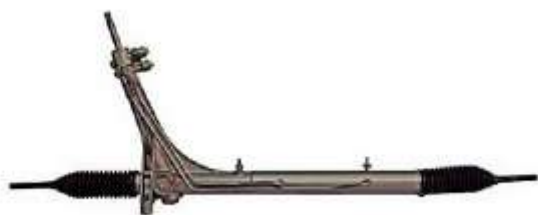
 71783554  
 1336494080  
 1340777080  
 4000JW  
 71722584

Length (mm)	1410
Steering type	Steering rack
Operating mode	hydraulic
tie rod entry diameter	17,6
tie rod entry teeth number	22
Num. of grooves	22
Steering side	Left-hand drive vehicle
connector type, piston rod entry	rack

**DUCATO Furgón (250)**
**2006 -**
**13971**

**OE numbers**

 1369943080  
 1359226080  
 4000SP  
 1345854080  
 4001E4  
 1607744380  
 1607744580  
 4000SF

screw measure	M14x1,5 / M16x1,5
Steering type	Steering rack
Operating mode	hydraulic
Length (mm)	1315
tie rod entry diameter	17,7
tie end length [mm]	260
tie rod entry teeth number	22
connector type, piston rod entry	rack

**13971S**

**OE numbers**

 4001E5  
 4000SF  
 4000SG  
 1341019080  
 1359225080

Manufacturer	TRW
tie rod entrance height	100
Steering side	Left-hand drive vehicle
connector type, piston rod entry	rack
tie rod entry teeth number	22
Equipment	with servotronic
tie end length [mm]	260
tie rod entry diameter	17,7

**DUCATO Furgón (280)**
**1982 - 1990**
**14207**

**OE numbers**

 400511  
 97911300380  
 9750012099  
 94558157879  
 9750005810  
 904470979  
 4000A0

Manufacturer	TRW
tie rod entry teeth number	52
connector type, piston rod entry	rack
tie rod entrance height	31,1
Operating mode	Manual
Steering type	Steering rack
screw passing, tie end	16
Length (mm)	1321

**13423**

**OE numbers**

 400039  
 4011.39  
 7594079  
 7719021  
 9791300380  
 9941078  
 9943622  
 4000.39

Steering type	Steering rack
screw measure	M14x1,5/M16x1,5
Operating mode	hydraulic
tie rod entry diameter	17,6
Steering side	Left-hand drive vehicle
tie end length [mm]	275
Length (mm)	1315
connector type, piston rod entry	rack

**FIAT**
**DUCATO Furgón (290)**
**1989 - 1994**
**13423**

**OE numbers**

 400039  
 4011.39  
 7594079  
 7719021  
 9791300380  
 9941078  
 9943622  
 4000.39

Steering type	Steering rack
screw measure	M14x1,5/M16x1,5
Operating mode	hydraulic
tie rod entry diameter	17,6
Steering side	Left-hand drive vehicle
tie end length [mm]	275
Length (mm)	1315
connector type, piston rod entry	rack

**14207**

**OE numbers**

 400511  
 97911300380  
 9750012099  
 94558157879  
 9750005810  
 904470979  
 4000A0

Manufacturer	TRW
tie rod entry teeth number	52
connector type, piston rod entry	rack
tie rod entrance height	31,1
Operating mode	Manual
Steering type	Steering rack
screw passing, tie end	16
Length (mm)	1321

**FIORINO (127)**
**1977 - 1987**
**14271**

**OE numbers**

 5927779  
 5960998  
 5963144  
 4430559  
 4436296  
 4318648  
 4468492

Length (mm)	744
tie rod entrance height	60
connector type, piston rod entry	rack
tie rod entry diameter	14,2
screw passing, tie end	14
tie rod entry teeth number	17
Operating mode	Manual
Steering type	Steering rack

**FIORINO (147)**
**1980 - 1988**
**14271**

**OE numbers**

 5927779  
 5960998  
 5963144  
 4430559  
 4436296  
 4318648  
 4468492

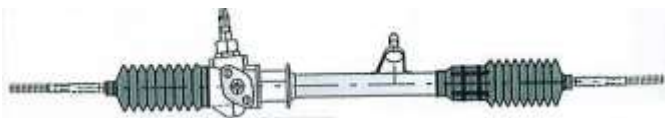
Length (mm)	744
tie rod entrance height	60
connector type, piston rod entry	rack
tie rod entry diameter	14,2
screw passing, tie end	14
tie rod entry teeth number	17
Operating mode	Manual
Steering type	Steering rack

**FIORINO Furgón (146 Uno)**
**1988 - 2001**
**14210**

**OE numbers**

 7570968  
 7623893  
 7570919  
 7549967  
 7536741  
 5963475  
 5989258

Operating mode	Manual
Steering type	Steering rack
tie rod entry teeth number	17
tie rod entry diameter	14,2
connector type, piston rod entry	rack
tie rod entrance height	50,1
screw passing, tie end	12
Length (mm)	1060

**FIAT**
**14218**


Operating mode	Manual
Steering type	Steering rack
Length (mm)	895

**FIORINO Furgón/Kombi (225)**
**2008 -**
**131059**

**OE numbers**

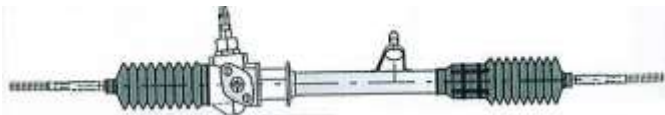
400177  
51784191  
51784192  
51832636  
51832638  
J39X0527TE  
00552221240  
0010612

Length (mm)	1165
Operating mode	hydraulic
Steering type	Steering rack
tie rod entry diameter	17,5
connector type, piston rod entry	rack
tie end length [mm]	275
tie rod entry teeth number	22
screw passing, tie end	14

**131059-1**
**OE numbers**

400177  
51784191  
51784192  
51832636  
51832638  
J39X0527TE  
00552221240  
0010612

tie rod entrance height	55
screw passing, tie end	M14
Manufacturer	TRW
tie rod entry teeth number	22
tie end length [mm]	275
connector type, piston rod entry	rack
tie rod entry diameter	17,5
Steering type	Steering rack

**FIORINO Pick up (146)**
**1988 - 2001**
**14218**


Operating mode	Manual
Steering type	Steering rack
Length (mm)	895

**14271**

**OE numbers**

5927779  
5960998  
5963144  
4430559  
4436296  
4318648  
4468492

Length (mm)	744
tie rod entrance height	60
connector type, piston rod entry	rack
tie rod entry diameter	14,2
screw passing, tie end	14
tie rod entry teeth number	17
Operating mode	Manual
Steering type	Steering rack



**FIAT**
**13437**

**OE numbers**

 46426912  
 71722424  
 71722438  
 75 275 37  
 7743801

tie rod entrance height	54
Manufacturer	TRW
screw measure	M12x1,5/M14x1,5
Length (mm)	890
connector type, piston rod entry	rack
Steering side	Left-hand drive vehicle
tie rod entry diameter	17,5
Operating mode	hydraulic

**FIORINO Pick up (147)**
**1982 - 1987**
**14271**

**OE numbers**

 5927779  
 5960998  
 5963144  
 4430559  
 4436296  
 4318648  
 4468492

Length (mm)	744
tie rod entrance height	60
connector type, piston rod entry	rack
tie rod entry diameter	14,2
screw passing, tie end	14
tie rod entry teeth number	17
Operating mode	Manual
Steering type	Steering rack

**MAREA Weekend (185)**
**1996 - 2002**
**13403**

**OE numbers**

 82450573  
 46456740  
 60653457  
 60655544  
 71 722 444  
 71722512  
 71722520  
 71783195  
 71711951

connector type, piston rod entry	rack
screw measure	M12x1,5/M14x1,5
tie rod entry teeth number	54
Manufacturer	TRW
tie rod entrance height	45
screw passing, tie end	M14
Steering side	Left-hand drive vehicle
tie rod entry diameter	17,7

**13438**

**OE numbers**

 71722512  
 60655544  
 71722520  
 71 722 444  
 46445152  
 46456740  
 60653457  
 82450573

Steering type	Steering rack
Length (mm)	1155
Operating mode	hydraulic
tie rod entry diameter	17,5
Feature	pipes by pressure
Steering side	Left-hand drive vehicle
screw passing, tie end	14
screw passing, tie end	M14

**13461**

**OE numbers**

 71 722 444  
 82450573  
 71722520  
 71722492  
 60655544  
 46765559  
 B4464360  
 82491319  
 82421632

connector type, piston rod entry	rack
screw measure	M12x1,5 / M14x1,5
tie rod entrance height	51,6
Manufacturer	TRW
Remarks	Cotter pin-shaped Support
screw passing, tie end	M14
tie rod entry teeth number	56
Steering side	Left-hand drive vehicle

**FIAT**
**MULTIPLA (186)**
**1999 - 2002**
**13538**

**OE numbers**

 46545722  
 46764842  
 71 722 490  
 71 783 159

Operating mode	hydraulic
Length (mm)	1185
tie rod entry teeth number	54
screw measure	M12x1,5 / M14x1,5
Manufacturer	TRW
tie rod entrance height	44
connector type, piston rod entry	rack
Steering side	Left-hand drive vehicle

**PALIO Weekend (178DX)**
**1996 - 2001**
**13436**

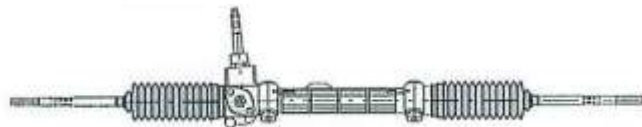
**OE numbers**

 46 545 222  
 82491319  
 16901985  
 16902955  
 82491308  
 16900143  
 16900154  
 46518765  
 16900144

Steering type	Steering rack
Operating mode	hydraulic
Length (mm)	1060
tie rod entry diameter	17,6
Steering side	Left-hand drive vehicle
tie end length [mm]	285
connector type, piston rod entry	rack
screw measure	M12x1,5/M14x1,5

**13936**


tie rod entry diameter	17,7
screw passing, tie end	14
Steering type	Steering rack
Operating mode	hydraulic
connector type, piston rod entry	rack
Steering side	Left-hand drive vehicle
tie end length [mm]	295
screw passing, tie end	M14

**14324**

**OE numbers**

 82491036  
 82491037

Steering type	Steering rack
Operating mode	Manual
tie rod entry teeth number	17
tie rod entry diameter	14,1
connector type, piston rod entry	rack
Manufacturer	TRW
tie rod entrance height	104
Length (mm)	1055

**13928**

**OE numbers**

 46539022  
 46837204  
 46539023  
 45640679  
 16902939  
 16900164  
 71722478  
 51787667  
 46540679

Length (mm)	1215
screw passing, tie end	M14
tie rod entrance height	57
Manufacturer	TRW
screw measure	M12x1,5 / M14x1,5
tie rod entry teeth number	54
tie end length [mm]	330
Steering side	Left-hand drive vehicle

**FIAT**
**PANDA (141A\_)**
**1980 - 2004**
**14280**

**OE numbers**

 5986316  
 5960838

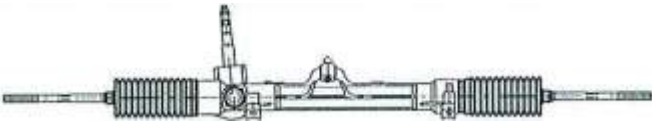
Steering type	Steering rack
tie rod entry teeth number	17
tie rod entry diameter	14,2
Operating mode	Manual
connector type, piston rod entry	rack
tie rod entrance height	54,1
Length (mm)	866
screw passing, tie end	12

**PUNTO (176)**
**1993 - 1999**
**13439**

**OE numbers**

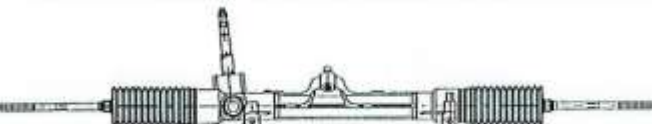
 46480618  
 7772954  
 7772950  
 71783143  
 71722468  
 71722440  
 71 722 474  
 71 722 472  
 71 722 470

screw passing, tie end	M12
tie rod entry teeth number	54
Manufacturer	TRW
screw measure	M12x1,5/M14x1,5
tie rod entrance height	57,5
Length (mm)	1035
connector type, piston rod entry	rack
Steering side	Left-hand drive vehicle

**14213**

**OE numbers**

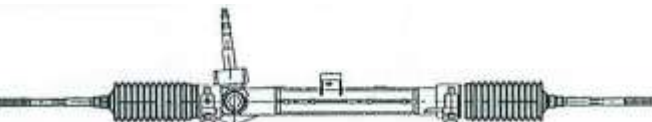
 7790277  
 7797607  
 7797608

screw passing, tie end	12
tie rod entrance height	90,7
Remarks	Pinion ø95mm
Length (mm)	1030
connector type, piston rod entry	rack
Manufacturer	TRW
tie rod entry diameter	14
tie rod entry teeth number	17

**14322**

**OE numbers**

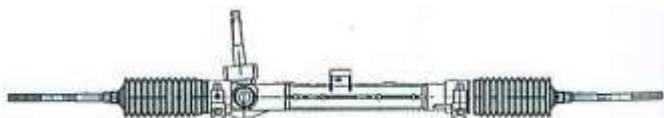
7771046

Steering type	Steering rack
Operating mode	Manual
tie rod entry teeth number	17
tie rod entry diameter	14
Remarks	Pinion ø105mm
connector type, piston rod entry	rack
Manufacturer	TRW
Length (mm)	1040

**PUNTO (188)**
**1999 -**
**14217**

**OE numbers**

 468433000  
 37502371  
 46747626

screw passing, tie end	12
tie rod entrance height	65,6
Length (mm)	1034
connector type, piston rod entry	rack
Operating mode	electric
Manufacturer	TRW
tie rod entry diameter	13
tie rod entry teeth number	17

**FIAT**
**14325**

**OE numbers**

46843301

tie rod entrance height	106
Length (mm)	1030
Manufacturer	TRW
Operating mode	electric
connector type, piston rod entry	rack
tie rod entry diameter	14,2
Steering type	Steering rack
tie rod entry teeth number	26

**PUNTO / GRANDE PUNTO (199)**
**2005 -**
**14326**

**OE numbers**

 44557A23A6  
 G0007752475  
 A0003188/H

tie rod entry teeth number	27
Steering type	Steering rack
tie rod entry diameter	14,2
screw passing, tie end	14
connector type, piston rod entry	rack
Operating mode	electric
tie rod entrance height	85
Length (mm)	1165

**PUNTO Descapotable (176C)**
**1994 - 2000**
**13439**

**OE numbers**

 46480618  
 7772954  
 7772950  
 71783143  
 71722468  
 71722440  
 71 722 474  
 71 722 472  
 71 722 470

screw passing, tie end	M12
tie rod entry teeth number	54
Manufacturer	TRW
screw measure	M12x1,5/M14x1,5
tie rod entrance height	57,5
Length (mm)	1035
connector type, piston rod entry	rack
Steering side	Left-hand drive vehicle

**14322**

**OE numbers**

7771046

Steering type	Steering rack
Operating mode	Manual
tie rod entry teeth number	17
tie rod entry diameter	14
Remarks	Pinion $\varnothing$ 105mm
connector type, piston rod entry	rack
Manufacturer	TRW
Length (mm)	1040

**QUBO (225)**
**2008 -**
**131059**

**OE numbers**

 400177  
 51784191  
 51784192  
 51832636  
 51832638  
 J39X0527TE  
 00552221240  
 0010612

Length (mm)	1165
Operating mode	hydraulic
Steering type	Steering rack
tie rod entry diameter	17,5
connector type, piston rod entry	rack
tie end length [mm]	275
tie rod entry teeth number	22
screw passing, tie end	14

**FIAT**
**131059-1**
**OE numbers**

 400177  
 51784191  
 51784192  
 51832636  
 51832638  
 J39X0527TE  
 00552221240  
 0010612

tie rod entrance height	55
screw passing, tie end	M14
Manufacturer	TRW
tie rod entry teeth number	22
tie end lenght [mm]	275
connector type, piston rod entry	rack
tie rod entry diameter	17,5
Steering type	Steering rack

**REGATA (138)**
**1983 - 1989**
**13445**

**OE numbers**

 7558378  
 7601253

Steering type	Steering rack
Operating mode	hydraulic
Feature	No = 13440
tie rod entry diameter	17,6
Feature	pipes by pressure
Steering side	Left-hand drive vehicle
Manufacturer	TRW
tie rod entrance height	47,5

**14215**
**OE numbers**

 7570968  
 5996460  
 5989258  
 5964832  
 5963475  
 7686151

Steering type	Steering rack
Operating mode	Manual

**14210**

**OE numbers**

 7570968  
 7623893  
 7570919  
 7549967  
 7536741  
 5963475  
 5989258

Operating mode	Manual
Steering type	Steering rack
tie rod entry teeth number	17
tie rod entry diameter	14,2
connector type, piston rod entry	rack
tie rod entrance height	50,1
screw passing, tie end	12
Length (mm)	1060

**13440**

**OE numbers**

 7558377  
 7601253  
 7558378  
 5988364

Steering type	Steering rack
Operating mode	hydraulic
Feature	No = 13445
Steering side	Left-hand drive vehicle
tie rod entry diameter	17,2
connector type, piston rod entry	rack
tie rod entrance height	41,6
screw measure	M12x1,5/M14x1,5

**FIAT**
**REGATA Weekend**
**1984 - 1990**
**13440**

**OE numbers**

 7558377  
 7601253  
 7558378  
 5988364

Steering type	Steering rack
Operating mode	hydraulic
Feature	No = 13445
Steering side	Left-hand drive vehicle
tie rod entry diameter	17,2
connector type, piston rod entry	rack
tie rod entrance height	41,6
screw measure	M12x1,5/M14x1,5

**RITMO I (138A)**
**1979 - 1987**
**14210**

**OE numbers**

 7570968  
 7623893  
 7570919  
 7549967  
 7536741  
 5963475  
 5989258

Operating mode	Manual
Steering type	Steering rack
tie rod entry teeth number	17
tie rod entry diameter	14,2
connector type, piston rod entry	rack
tie rod entrance height	50,1
screw passing, tie end	12
Length (mm)	1060

**RITMO II (138A)**
**1982 - 1988**
**14210**

**OE numbers**

 7570968  
 7623893  
 7570919  
 7549967  
 7536741  
 5963475  
 5989258

Operating mode	Manual
Steering type	Steering rack
tie rod entry teeth number	17
tie rod entry diameter	14,2
connector type, piston rod entry	rack
tie rod entrance height	50,1
screw passing, tie end	12
Length (mm)	1060

**SCUDO Combinato (220P)**
**1996 - 1998**
**13427**

**OE numbers**

 1312577080  
 71722563  
 71 722 564  
 71 722 562  
 400134  
 4001.28  
 4001.26  
 15000947  
 15000831

Steering type	Steering rack
Operating mode	hydraulic
screw measure	M16x1,5/M18x1,5
Length (mm)	1295
Remarks	M14
tie rod entry diameter	18,6
Steering side	Left-hand drive vehicle
connector type, piston rod entry	without teeth

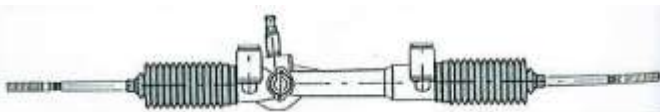
**SCUDO Furgón (220L)**
**1996 - 2006**
**13427**

**OE numbers**

 1312577080  
 71722563  
 71 722 564  
 71 722 562  
 400134  
 4001.28  
 4001.26  
 15000947  
 15000831

Steering type	Steering rack
Operating mode	hydraulic
screw measure	M16x1,5/M18x1,5
Length (mm)	1295
Remarks	M14
tie rod entry diameter	18,6
Steering side	Left-hand drive vehicle
connector type, piston rod entry	without teeth



**FIAT**
**SEICENTO (187)**
**1998 - 2010**
**14216**

**OE numbers**

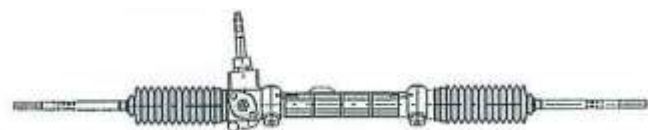
 7649109  
 7627830  
 851015100

Operating mode	Manual
Steering type	Steering rack
tie rod entry teeth number	16
tie rod entry diameter	14
connector type, piston rod entry	rack
tie rod entrance height	60,8
Length (mm)	912
screw passing, tie end	12

**14351**
**OE numbers**

 46847283  
 46536787

Length (mm)	915
screw passing, tie end	12
tie rod entrance height	66,7
connector type, piston rod entry	rack
tie rod entry teeth number	17
tie rod entry diameter	14
Steering type	Steering rack
Operating mode	Manual

**SIENA (178\_)**
**1996 -**
**14324**

**OE numbers**

 82491036  
 82491037

Steering type	Steering rack
Operating mode	Manual
tie rod entry teeth number	17
tie rod entry diameter	14,1
connector type, piston rod entry	rack
Manufacturer	TRW
tie rod entrance height	104
Length (mm)	1055

**STILO (192)**
**2001 - 2006**
**14219**

**OE numbers**

 46826717  
 51733142  
 46784126

Operating mode	electric
Steering type	Steering rack
Num. of grooves	26
Remarks	with Silentblock

**14327**

**OE numbers**

 46826717  
 51733142  
 46784126

Operating mode	electric
Remarks	No Silentblock
Steering type	Steering rack
Num. of grooves	26

**FIAT**
**STRADA (178E)**
**1999 -**
**13928**

**OE numbers**

 46539022  
 46837204  
 46539023  
 46440679  
 16902939  
 16900164  
 71722478  
 51787667  
 46540679

Length (mm)	1215
screw passing, tie end	M14
tie rod entrance height	57
Manufacturer	TRW
screw measure	M12x1,5 / M14x1,5
tie rod entry teeth number	54
tie end length [mm]	330
Steering side	Left-hand drive vehicle

**13936**

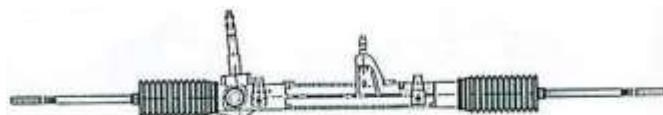

tie rod entry diameter	17,7
screw passing, tie end	14
Steering type	Steering rack
Operating mode	hydraulic
connector type, piston rod entry	rack
Steering side	Left-hand drive vehicle
tie end length [mm]	295
screw passing, tie end	M14

**TEMPRA (159)**
**1990 - 1996**
**13442**

**OE numbers**

 71783196  
 82472684  
 7776780  
 7772652  
 7665182  
 7648759  
 76446303  
 7600441  
 76 487 58

Steering type	Steering rack
Operating mode	hydraulic
Length (mm)	1110
tie rod entry diameter	17,5
Steering side	Left-hand drive vehicle
tie end length [mm]	270
screw measure	M12x1,5/M14x1,5
Manufacturer	TRW

**14212**

**OE numbers**

 7664440  
 7664426  
 7599853  
 7664433  
 7632959  
 46520940

Operating mode	Manual
Steering type	Steering rack
tie rod entry teeth number	17
tie rod entry diameter	14,3
Manufacturer	TRW
connector type, piston rod entry	rack
Remarks	Cotter pin-shaped Support
tie rod entrance height	104

**TEMPRA S.W. (159)**
**1990 - 1996**
**13442**

**OE numbers**

 71783196  
 82472684  
 7776780  
 7772652  
 7665182  
 7648759  
 76446303  
 7600441  
 76 487 58

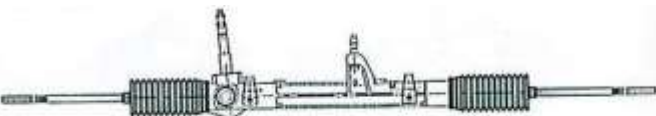
Steering type	Steering rack
Operating mode	hydraulic
Length (mm)	1110
tie rod entry diameter	17,5
Steering side	Left-hand drive vehicle
tie end length [mm]	270
screw measure	M12x1,5/M14x1,5
Manufacturer	TRW

**FIAT**
**TIPO (160)**
**1987 - 1996**
**13442**

**OE numbers**

 71783196  
 82472684  
 7776780  
 7772652  
 7665182  
 7648759  
 76446303  
 7600441  
 76 487 58

Steering type	Steering rack
Operating mode	hydraulic
Length (mm)	1110
tie rod entry diameter	17,5
Steering side	Left-hand drive vehicle
tie end length [mm]	270
screw measure	M12x1,5/M14x1,5
Manufacturer	TRW

**14212**

**OE numbers**

 7664440  
 7664426  
 7599853  
 7664433  
 7632959  
 46520940

Operating mode	Manual
Steering type	Steering rack
tie rod entry teeth number	17
tie rod entry diameter	14,3
Manufacturer	TRW
connector type, piston rod entry	rack
Remarks	Cotter pin-shaped Support
tie rod entrance height	104

**ULYSSE (179AX)**
**2002 - 2011**
**13531**

**OE numbers**

 4000GQ  
 71722574  
 71722572  
 71791345  
 4000PW  
 4000JF  
 1489732080  
 1356323080  
 1348591080

model support ID	ø15mm
tie rod entry diameter	18,6
Steering side	Left-hand drive vehicle
Equipment	with servotronic
Steering type	Steering rack
Length (mm)	1330
screw measure	M16x1,5 / M18x1,5
tie rod entrance height	45

**13981**

**OE numbers**

 7832974167  
 4000.TH  
 4000TF  
 4000R8  
 1400931480  
 1401381380  
 7832974210

Feature	pipes by pressure
tie rod entry diameter	18,5
Length (mm)	1305
Steering type	Steering rack
Operating mode	hydraulic
Steering side	Left-hand drive vehicle
tie rod entrance height	39
connector type, piston rod entry	without teeth

**ULYSSE (220)**
**1994 - 2002**
**13427**

**OE numbers**

 1312577080  
 71722563  
 71 722 564  
 71 722 562  
 400134  
 4001.28  
 4001.26  
 15000947  
 15000831

Steering type	Steering rack
Operating mode	hydraulic
screw measure	M16x1,5/M18x1,5
Length (mm)	1295
Remarks	M14
tie rod entry diameter	18,6
Steering side	Left-hand drive vehicle
connector type, piston rod entry	without teeth

**FIAT**
**UNO (146A/E)**
**1983 - 2000**
**14210**

**OE numbers**

 7570968  
 7623893  
 7570919  
 7549967  
 7536741  
 5963475  
 5989258

Operating mode	Manual
Steering type	Steering rack
tie rod entry teeth number	17
tie rod entry diameter	14,2
connector type, piston rod entry	rack
tie rod entrance height	50,1
screw passing, tie end	12
Length (mm)	1060

**14215**
**OE numbers**

 7570968  
 5996460  
 5989258  
 5964832  
 5963475  
 7686151

Steering type	Steering rack
Operating mode	Manual

**X 1/9 (128 AS)**
**1973 - 1989**
**14271**

**OE numbers**

 5927779  
 5960998  
 5963144  
 4430559  
 4436296  
 4318648  
 4468492

Length (mm)	744
tie rod entrance height	60
connector type, piston rod entry	rack
tie rod entry diameter	14,2
screw passing, tie end	14
tie rod entry teeth number	17
Operating mode	Manual
Steering type	Steering rack

**FIAT**
**CAPRI (ECJ)**
**1968 - 1973**
**14223**

**OE numbers**

 37500022  
 1579907  
 6048080  
 77EB3503AB  
 6005566

Operating mode

Manual

Steering type

Steering rack

**COUGAR (EC\_)**
**1998 - 2001**
**13447**

**OE numbers**

 4113261  
 F5RC3200LA  
 F5RC3200JB  
 3921319  
 7294407  
 RFF73C3550AA  
 39 213 20  
 39 213 17  
 3738070

Length (mm)

1270

Steering type

Steering rack

Operating mode

hydraulic

screw measure

M16x1,5/M16x1,5

Remarks

Threaded connectors

tie rod entry diameter

18,5

Steering side

Left-hand drive vehicle

connector type, piston rod entry

conical

**ESCORT '91 Express (AVL)**
**1990 - 1994**
**13448**

**OE numbers**

 95AB-3A500-CA  
 97AG3A500CA  
 5024954  
 97AG3A500AA  
 95AB-3A500-GA  
 95AB3A500AC  
 95AB-3A500-AB  
 1039272  
 91AB3A500BG

Manufacturer

TRW

screw passing, tie end

M14

connector type, piston rod entry

rack

tie end length [mm]

310

tie rod entrance height

30,5

Feature

Toothed pinion

tie rod entry teeth number

23

Steering side

Left-hand drive vehicle

**13468**

**OE numbers**

 11 343 90  
 RF8RJ-35003-GA  
 F8RC-3200-GA  
 F7RC-3200-TA  
 94AB3550AC  
 94AB3550AB  
 40 245 68  
 XS4C-3200 -EA  
 13 414 82

Steering type

Steering rack

Length (mm)

1225

Operating mode

hydraulic

Steering side

Left-hand drive vehicle

tie rod entrance height

28,5

tie rod entry teeth number

23

tie rod entry diameter

18,6

Remarks

Racores en línea

**ESCORT '95 Express (AVL)**
**1995 -**
**13448**

**OE numbers**

 95AB-3A500-CA  
 97AG3A500CA  
 5024954  
 97AG3A500AA  
 95AB-3A500-GA  
 95AB3A500AC  
 95AB-3A500-AB  
 1039272  
 91AB3A500BG

Manufacturer

TRW

screw passing, tie end

M14

connector type, piston rod entry

rack

tie end length [mm]

310

tie rod entrance height

30,5

Feature

Toothed pinion

tie rod entry teeth number

23

Steering side

Left-hand drive vehicle

**FORD**
**ESCORT III (GAA)**
**1980 - 1986**
**14222**

**OE numbers**

 16 271 10  
 50 191 47  
 6163749  
 16 271 07  
 61 673 50  
 16 271 09  
 1610381  
 6185332  
 6124882

Steering type	Steering rack
Operating mode	Manual
tie rod entry diameter	14
tie rod entry teeth number	14
connector type, piston rod entry	rack
tie rod entrance height	81,8
Length (mm)	1141
screw passing, tie end	12

**ESCORT IV (GAF, AWF, ABFT)**
**1985 - 1990**
**14222**

**OE numbers**

 16 271 10  
 50 191 47  
 6163749  
 16 271 07  
 61 673 50  
 16 271 09  
 1610381  
 6185332  
 6124882

Steering type	Steering rack
Operating mode	Manual
tie rod entry diameter	14
tie rod entry teeth number	14
connector type, piston rod entry	rack
tie rod entrance height	81,8
Length (mm)	1141
screw passing, tie end	12

**ESCORT V (GAL)**
**1990 - 1992**
**13448**

**OE numbers**

 95AB-3A500-CA  
 97AG3A500CA  
 5024954  
 97AG3A500AA  
 95AB-3A500-GA  
 95AB3A500AC  
 95AB-3A500-AB  
 1039272  
 91AB3A500BG

Manufacturer	TRW
screw passing, tie end	M14
connector type, piston rod entry	rack
tie end length [mm]	310
tie rod entrance height	30,5
Feature	Toothed pinion
tie rod entry teeth number	23
Steering side	Left-hand drive vehicle

**14229**

**OE numbers**

 91AB-3A500-CE  
 6577529  
 6496277  
 91AB3K649AB  
 5026748  
 6772864  
 7243572  
 R92AB3A500AA  
 95AB3A500ED

screw passing, tie end	12
Length (mm)	1223
connector type, piston rod entry	without teeth
tie rod entry diameter	14,4
Operating mode	Manual
Steering type	Steering rack
tie rod entrance height	184

**ESCORT VI (GAL)**
**1992 - 1995**
**13448**

**OE numbers**

 95AB-3A500-CA  
 97AG3A500CA  
 5024954  
 97AG3A500AA  
 95AB-3A500-GA  
 95AB3A500AC  
 95AB-3A500-AB  
 1039272  
 91AB3A500BG

Manufacturer	TRW
screw passing, tie end	M14
connector type, piston rod entry	rack
tie end length [mm]	310
tie rod entrance height	30,5
Feature	Toothed pinion
tie rod entry teeth number	23
Steering side	Left-hand drive vehicle



**FORD**
**13468**

**OE numbers**

 11 343 90  
 RF8RJ-35003-GA  
 F8RC-3200-GA  
 F7RC-3200-TA  
 94AB3550AC  
 94AB3550AB  
 40 245 68  
 XS4C-3200 -EA  
 13 414 82

Steering type	Steering rack
Length (mm)	1225
Operating mode	hydraulic
Steering side	Left-hand drive vehicle
tie rod entrance height	28,5
tie rod entry teeth number	23
tie rod entry diameter	18,6
Remarks	Racores en línea

**14229**

**OE numbers**

 91AB-3A500-CE  
 6577529  
 6496277  
 91AB3K649AB  
 5026748  
 6772864  
 7243572  
 R92AB3A500AA  
 95AB3A500ED

screw passing, tie end	12
Length (mm)	1223
connector type, piston rod entry	without teeth
tie rod entry diameter	14,4
Operating mode	Manual
Steering type	Steering rack
tie rod entrance height	184

**ESCORT VII (GAL, AAL, ABL)**
**1995 - 1998**
**13904**

**OE numbers**

 F8RC-3200-GA  
 4 100 316  
 RF8RJ-35003-GA  
 F7RC-3200-TA  
 94AB3550AC  
 94AB3550AB  
 40 245 68  
 13 414 82  
 1134390

Steering type	Steering rack
Operating mode	hydraulic
screw passing, tie end	14
screw measure	M16x1,5 / M16x1,5
connector type, piston rod entry	conical
tie rod entry diameter	18,5
Steering side	Left-hand drive vehicle
tie rod entrance height	38,7

**FIESTA Furgón (F3L, F5L)**
**1991 - 1996**
**13458**

**OE numbers**

 F7RC3200JA  
 F7RC3200JB  
 F8RC3200NA  
 F7RC3200JC  
 1132530  
 4090009  
 F7RC3200KA  
 4045248  
 4083468

Steering type	Steering rack
Length (mm)	1170
Operating mode	hydraulic
tie rod entry diameter	18,6
Steering side	Left-hand drive vehicle
connector type, piston rod entry	conical
screw measure	M16x1,5/M16x1,5
Manufacturer	TRW

**FIESTA Furgón (FVD)**
**1983 - 1995**
**13458**

**OE numbers**

 F7RC3200JA  
 F7RC3200JB  
 F8RC3200NA  
 F7RC3200JC  
 1132530  
 4090009  
 F7RC3200KA  
 4045248  
 4083468

Steering type	Steering rack
Length (mm)	1170
Operating mode	hydraulic
tie rod entry diameter	18,6
Steering side	Left-hand drive vehicle
connector type, piston rod entry	conical
screw measure	M16x1,5/M16x1,5
Manufacturer	TRW

**FORD**
**FIESTA Furgón (J5\_, J3\_)**
**1996 - 1999**
**13459**

**OE numbers**

F8RC3200JA  
40 882 55  
YS6C-3200-DA  
XS6C-3200 -BA  
RYS6J-3503-DA  
F8RC-3200-JA  
F7RC-3200 VA  
RYS6J3503FA  
4046331

Feature	Flat pinion
tie rod entrance height	40
Manufacturer	TRW
screw measure	M16x1,5/M16x1,5
connector type, piston rod entry	conical
Steering side	Left-hand drive vehicle
tie rod entry diameter	18,5
Operating mode	hydraulic

**FIESTA Furgón (JV\_)**
**1998 -**
**13459**

**OE numbers**

F8RC3200JA  
40 882 55  
YS6C-3200-DA  
XS6C-3200 -BA  
RYS6J-3503-DA  
F8RC-3200-JA  
F7RC-3200 VA  
RYS6J3503FA  
4046331

Feature	Flat pinion
tie rod entrance height	40
Manufacturer	TRW
screw measure	M16x1,5/M16x1,5
connector type, piston rod entry	conical
Steering side	Left-hand drive vehicle
tie rod entry diameter	18,5
Operating mode	hydraulic

**FIESTA I (GFBT)**
**1976 - 1983**
**14220**

**OE numbers**

6053582  
1610378  
605060680  
77FB35033A1H  
1610518  
6054749

Steering type	Steering rack
Operating mode	Manual
tie rod entry diameter	15
connector type, piston rod entry	rack
tie rod entrance height	52,8
Length (mm)	1040
tie rod entry teeth number	41
screw passing, tie end	12

**FIESTA II (FBD)**
**1983 - 1989**
**14221**

**OE numbers**

1647933  
1627418  
1627417  
16 250 80  
16 479 35  
1627420

screw passing, tie end	12
Length (mm)	1076
tie rod entry teeth number	41
tie rod entrance height	54,5
connector type, piston rod entry	rack
tie rod entry diameter	14,3
Operating mode	Manual
Steering type	Steering rack

**FIESTA III (GFJ)**
**1989 - 1997**
**13458**

**OE numbers**

F7RC3200JA  
F7RC3200JB  
F8RC3200NA  
F7RC3200JC  
1132530  
4090009  
F7RC3200KA  
4045248  
4083468

Steering type	Steering rack
Length (mm)	1170
Operating mode	hydraulic
tie rod entry diameter	18,6
Steering side	Left-hand drive vehicle
connector type, piston rod entry	conical
screw measure	M16x1,5/M16x1,5
Manufacturer	TRW

**FORD**
**14228**

**OE numbers**

 1610381  
 6124883  
 V90FB3503AB  
 35703257  
 10 380 14  
 50 226 33  
 6163015  
 5019152  
 10 283 99

Steering type	Steering rack
Operating mode	Manual
tie rod entry diameter	14
connector type, piston rod entry	rack
tie rod entry teeth number	36
tie rod entrance height	34,1
screw passing, tie end	12
Length (mm)	1181

**FIESTA IV (JA\_, JB\_)**
**1995 - 2002**
**13459**

**OE numbers**

 F8RC3200JA  
 40 882 55  
 YS6C-3200-DA  
 XS6C-3200 -BA  
 RYS6J-3503-DA  
 F8RC-3200-JA  
 F7RC-3200 VA  
 RYS6J3503FA  
 4046331

Feature	Flat pinion
tie rod entrance height	40
Manufacturer	TRW
screw measure	M16x1,5/M16x1,5
connector type, piston rod entry	conical
Steering side	Left-hand drive vehicle
tie rod entry diameter	18,5
Operating mode	hydraulic

**14317**

**OE numbers**

 96FB3K649AB  
 502263  
 1016913  
 67708565

Length (mm)	1197
tie rod entrance height	88
connector type, piston rod entry	without teeth
screw passing, tie end	14
tie rod entry diameter	15
Steering type	Steering rack
Operating mode	Manual

**FIESTA V (JH\_, JD\_)**
**2001 -**
**13957**

**OE numbers**

 2S61-3200-KR  
 2S61-3200-MC  
 2S61-3200-PA  
 2S61-3200-PB  
 2S61-3200-PC  
 2S61-3200-PD  
 5S61-3200-AB  
 5S61-3200-AC  
 5S61-3200-CA

connector type, piston rod entry	conical
Feature	2,75vueltas sinfin
tie end length [mm]	275
Feature	pipes by pressure
tie rod entry diameter	18,5
Steering type	Steering rack
Operating mode	hydraulic
tie rod entrance height	65,2

**13994**

**OE numbers**

 4397223  
 2N1C3200AC  
 4452242  
 2N1C3200AD  
 4472936  
 2N1C3200AE  
 1207455  
 2N113200AC  
 2N113200AE

Steering type	Steering rack
Operating mode	hydraulic
connector type, piston rod entry	conical
tie end length [mm]	275
Feature	pipes by pressure
tie rod entry diameter	18,5
Steering side	Left-hand drive vehicle
tie rod entrance height	70

**FORD**
**FIESTA Van**
**2009 -**
**14354**
**OE numbers**

 1543718  
 8V513504CA  
 8V513200CH  
 8V513200  
 B299LHD  
 EE06Y114X

Steering type	Steering rack
tie rod entry diameter	18
tie rod entrance height	135
Operating mode	electric
Manufacturer	TRW
connector type, piston rod entry	without teeth
Length (mm)	1235

**FIESTA VI**
**2008 -**
**14354**
**OE numbers**

 1543718  
 8V513504CA  
 8V513200CH  
 8V513200  
 B299LHD  
 EE06Y114X

Steering type	Steering rack
tie rod entry diameter	18
tie rod entrance height	135
Operating mode	electric
Manufacturer	TRW
connector type, piston rod entry	without teeth
Length (mm)	1235

**FOCUS (DAW, DBW)**
**1998 - 2004**
**13907**

**OE numbers**

 2T143A500AE  
 7T163A500AB  
 4486172  
 4370963  
 4370962  
 2T143A500AF  
 2T143A500AD  
 1336558  
 2T143A500AC

Manufacturer	TRW
Feature	Flat pinion
tie rod entrance height	41
Steering side	Left-hand drive vehicle
tie end length [mm]	345
tie rod entry diameter	18,5
Feature	pipes by pressure
connector type, piston rod entry	conical

**FOCUS C-MAX**
**2003 - 2007**
**131003**

**OE numbers**

 1363744  
 3M513A500AN  
 13003501  
 5M513200GE  
 5M513200GG  
 3M513A500AM  
 3M513A500AK  
 3M513A500AH

Length (mm)	1290
tie rod entry diameter	18,5
Feature	pipes by pressure
Steering side	Left-hand drive vehicle
connector type, piston rod entry	conical
Manufacturer	TRW
Remarks	Support with Silentblock
Operating mode	hydraulic

**131003S**

**OE numbers**

 1698394  
 3M513A500GP  
 1510267  
 3M513A500GN  
 1471946  
 3M513A500GM  
 1363748  
 3M513A500GL  
 1329313

Steering type	Steering rack
tie rod entrance height	103
Operating mode	hydraulic
Remarks	Support with Silentblock
Manufacturer	TRW
connector type, piston rod entry	conical
Feature	pipes by pressure
tie rod entry diameter	18,5

**FORD**
**13950**


Steering side	Left-hand drive vehicle
Manufacturer	VISTEON
tie rod entrance height	102
Remarks	Aluminium Support
Operating mode	hydraulic
Steering type	Steering rack
Length (mm)	1285
Feature	pipes by pressure

**13950S**

**OE numbers**

3M513A500GN  
 1510267  
 3M513A500GP  
 1698394  
 1306945  
 3M513A500GG  
 3M513A500GA  
 1234376  
 1366252

Equipment	with servotronic
connector type, piston rod entry	conical
tie rod entry diameter	18,3
Feature	pipes by pressure
Additional Information	with sensor
Length (mm)	1290
Operating mode	hydraulic
Steering type	Steering rack

**FOCUS II (DA\_)**
**2004 -**
**131003**

**OE numbers**

1363744  
 3M513A500AN  
 13003501  
 5M513200GE  
 5M513200GG  
 3M513A500AM  
 3M513A500AK  
 3M513A500AH

Length (mm)	1290
tie rod entry diameter	18,5
Feature	pipes by pressure
Steering side	Left-hand drive vehicle
connector type, piston rod entry	conical
Manufacturer	TRW
Remarks	Support with Silentblock
Operating mode	hydraulic

**131003S**

**OE numbers**

1698394  
 3M513A500GP  
 1510267  
 3M513A500GN  
 1471946  
 3M513A500GM  
 1363748  
 3M513A500GL  
 1329313

Steering type	Steering rack
tie rod entrance height	103
Operating mode	hydraulic
Remarks	Support with Silentblock
Manufacturer	TRW
connector type, piston rod entry	conical
Feature	pipes by pressure
tie rod entry diameter	18,5

**13950**


Steering side	Left-hand drive vehicle
Manufacturer	VISTEON
tie rod entrance height	102
Remarks	Aluminium Support
Operating mode	hydraulic
Steering type	Steering rack
Length (mm)	1285
Feature	pipes by pressure

**13950S**

**OE numbers**

3M513A500GN  
 1510267  
 3M513A500GP  
 1698394  
 1306945  
 3M513A500GG  
 3M513A500GA  
 1234376  
 1366252

Equipment	with servotronic
connector type, piston rod entry	conical
tie rod entry diameter	18,3
Feature	pipes by pressure
Additional Information	with sensor
Length (mm)	1290
Operating mode	hydraulic
Steering type	Steering rack



**FORD**
**FOCUS Kombi (DNW)**
**1999 - 2004**
**13907**

**OE numbers**

 2T143A500AE  
 7T163A500AB  
 4486172  
 4370963  
 4370962  
 2T143A500AF  
 2T143A500AD  
 1336558  
 2T143A500AC

Manufacturer	TRW
Feature	Flat pinion
tie rod entrance height	41
Steering side	Left-hand drive vehicle
tie end lenght [mm]	345
tie rod entry diameter	18,5
Feature	pipes by pressure
connector type, piston rod entry	conical

**FOCUS Sedán (DFW)**
**1999 - 2004**
**13907**

**OE numbers**

 2T143A500AE  
 7T163A500AB  
 4486172  
 4370963  
 4370962  
 2T143A500AF  
 2T143A500AD  
 1336558  
 2T143A500AC

Manufacturer	TRW
Feature	Flat pinion
tie rod entrance height	41
Steering side	Left-hand drive vehicle
tie end lenght [mm]	345
tie rod entry diameter	18,5
Feature	pipes by pressure
connector type, piston rod entry	conical

**GALAXY**
**2006 -**
**131061**

**OE numbers**

 1488744  
 1488745  
 1488746  
 1486761  
 VP6S7C-3551-JF  
 36001606  
 36001607  
 7G91-3A500-A  
 7G91-3A500-AJ

tie end lenght [mm]	315
Manufacturer	FORD
Length (mm)	670
connector type, piston rod entry	rack
Feature	pipes by pressure
screw passing, tie end	18
Steering type	Steering rack
Operating mode	hydraulic

**GALAXY (WGR)**
**1995 - 2006**
**13908**

**OE numbers**

 95VW3A674AA  
 7F1422055K  
 95VW3503AL  
 95VW-3503-AK  
 7M1422061DX  
 7M1422061D  
 7M01451575  
 R95VW-3503-AK  
 7295019

Steering type	Steering rack
screw measure	M16x1,5 / M18x1,5
Operating mode	hydraulic
connector type, piston rod entry	conical
tie rod entry diameter	18,5
Steering side	Left-hand drive vehicle
Feature	Cone-shaped Pinion
Manufacturer	TRW

**13912**

**OE numbers**

 YM213503AD  
 YM213503AE  
 RMJM2J3503AB  
 1353236  
 YM213503AA  
 YM213503AB  
 YM213503AC  
 1222009  
 1232729

Feature	Flat pinion
Steering side	Left-hand drive vehicle
connector type, piston rod entry	without teeth
tie rod entrance height	72
Length (mm)	1035
Manufacturer	TRW
tie rod entry diameter	18,5
Operating mode	hydraulic



**FORD**
**GRANADA (GU)**
**1977 - 1985**
**13450**

**OE numbers**

 5019096  
 6132988  
 7832955105  
 81GB3503AA

tie rod entry diameter	17,4
Steering side	Left-hand drive vehicle
Feature	pipes by pressure
Manufacturer	ZF
tie rod entrance height	89,5
Operating mode	hydraulic
Steering type	Steering rack

**14230**
**OE numbers**

 61 609 91  
 61 262 47

Steering type	Steering rack
Operating mode	Manual

**KA (RB\_)**
**1996 - 2008**
**13458**

**OE numbers**

 F7RC3200JA  
 F7RC3200JB  
 F8RC3200NA  
 F7RC3200JC  
 1132530  
 4090009  
 F7RC3200KA  
 4045248  
 4083468

Steering type	Steering rack
Length (mm)	1170
Operating mode	hydraulic
tie rod entry diameter	18,6
Steering side	Left-hand drive vehicle
connector type, piston rod entry	conical
screw measure	M16x1,5/M16x1,5
Manufacturer	TRW

**14228**

**OE numbers**

 1610381  
 6124883  
 V90FB3503AB  
 35703257  
 10 380 14  
 50 226 33  
 6163015  
 5019152  
 10 283 99

Steering type	Steering rack
Operating mode	Manual
tie rod entry diameter	14
connector type, piston rod entry	rack
tie rod entry teeth number	36
tie rod entrance height	34,1
screw passing, tie end	12
Length (mm)	1181

**13973**

**OE numbers**

 3S513200AF  
 I5C3550AA  
 7126743  
 4373198  
 4090009  
 4083467  
 4004054  
 3937085  
 3903125

Remarks	Aluminium Support
Steering side	Left-hand drive vehicle
Feature	Flat pinion
tie rod entrance height	34
tie rod entry diameter	18,7
connector type, piston rod entry	conical
screw measure	M16x1,5 / M16x1,5
Operating mode	hydraulic

**FORD**
**MONDEO I (GBP)**
**1993 - 1996**
**13447**

**OE numbers**

 4113261  
 F5RC3200LA  
 F5RC3200JB  
 3921319  
 7294407  
 RFF73C3550AA  
 39 213 20  
 39 213 17  
 3738070

Length (mm)	1270
Steering type	Steering rack
Operating mode	hydraulic
screw measure	M16x1,5/M16x1,5
Remarks	Threaded connectors
tie rod entry diameter	18,5
Steering side	Left-hand drive vehicle
connector type, piston rod entry	conical

**MONDEO II (BAP)**
**1996 - 2000**
**13447**

**OE numbers**

 4113261  
 F5RC3200LA  
 F5RC3200JB  
 3921319  
 7294407  
 RFF73C3550AA  
 39 213 20  
 39 213 17  
 3738070

Length (mm)	1270
Steering type	Steering rack
Operating mode	hydraulic
screw measure	M16x1,5/M16x1,5
Remarks	Threaded connectors
tie rod entry diameter	18,5
Steering side	Left-hand drive vehicle
connector type, piston rod entry	conical

**MONDEO III (B5Y)**
**2000 - 2007**
**13956**

**OE numbers**

 1S7C3200AE  
 4098607  
 RF157C3550AA  
 7294409  
 RM1S7C3200AE  
 7294407  
 4125327  
 3711152  
 3710957

Remarks	No thread on Connectors
Steering side	Left-hand drive vehicle
tie rod entrance height	45,8
Operating mode	hydraulic
Steering type	Steering rack
Length (mm)	1275
tie rod entry diameter	18,7
Feature	pipes by pressure

**MONDEO IV**
**2007 -**
**131061**

**OE numbers**

 1488744  
 1488745  
 1488746  
 1486761  
 VP6S7C-3551-JF  
 36001606  
 36001607  
 7G91-3A500-A  
 7G91-3A500-AJ

tie end length [mm]	315
Manufacturer	FORD
Length (mm)	670
connector type, piston rod entry	rack
Feature	pipes by pressure
screw passing, tie end	18
Steering type	Steering rack
Operating mode	hydraulic

**ORION I (AFD)**
**1983 - 1986**
**14222**

**OE numbers**

 16 271 10  
 50 191 47  
 6163749  
 16 271 07  
 61 673 50  
 16 271 09  
 1610381  
 6185332  
 6124882

Steering type	Steering rack
Operating mode	Manual
tie rod entry diameter	14
tie rod entry teeth number	14
connector type, piston rod entry	rack
tie rod entrance height	81,8
Length (mm)	1141
screw passing, tie end	12

**FORD**
**ORION II (AFF)**
**1985 - 1990**
**14222**

**OE numbers**

 16 271 10  
 50 191 47  
 6163749  
 16 271 07  
 61 673 50  
 16 271 09  
 1610381  
 6185332  
 6124882

Steering type	Steering rack
Operating mode	Manual
tie rod entry diameter	14
tie rod entry teeth number	14
connector type, piston rod entry	rack
tie rod entrance height	81,8
Length (mm)	1141
screw passing, tie end	12

**13448**

**OE numbers**

 95AB-3A500-CA  
 97AG3A500CA  
 5024954  
 97AG3A500AA  
 95AB-3A500-GA  
 95AB3A500AC  
 95AB-3A500-AB  
 1039272  
 91AB3A500BG

Manufacturer	TRW
screw passing, tie end	M14
connector type, piston rod entry	rack
tie end length [mm]	310
tie rod entrance height	30,5
Feature	Toothed pinion
tie rod entry teeth number	23
Steering side	Left-hand drive vehicle

**ORION III (GAL)**
**1990 - 1993**
**13448**

**OE numbers**

 95AB-3A500-CA  
 97AG3A500CA  
 5024954  
 97AG3A500AA  
 95AB-3A500-GA  
 95AB3A500AC  
 95AB-3A500-AB  
 1039272  
 91AB3A500BG

Manufacturer	TRW
screw passing, tie end	M14
connector type, piston rod entry	rack
tie end length [mm]	310
tie rod entrance height	30,5
Feature	Toothed pinion
tie rod entry teeth number	23
Steering side	Left-hand drive vehicle

**13468**

**OE numbers**

 11 343 90  
 RF8RJ-35003-GA  
 F8RC-3200-GA  
 F7RC-3200-TA  
 94AB3550AC  
 94AB3550AB  
 40 245 68  
 XS4C-3200 -EA  
 13 414 82

Steering type	Steering rack
Length (mm)	1225
Operating mode	hydraulic
Steering side	Left-hand drive vehicle
tie rod entrance height	28,5
tie rod entry teeth number	23
tie rod entry diameter	18,6
Remarks	Racores en línea

**13904**

**OE numbers**

 F8RC-3200-GA  
 4 100 316  
 RF8RJ-35003-GA  
 F7RC-3200-TA  
 94AB3550AC  
 94AB3550AB  
 40 245 68  
 13 414 82  
 1134390

Steering type	Steering rack
Operating mode	hydraulic
screw passing, tie end	14
screw measure	M16x1,5 / M16x1,5
connector type, piston rod entry	conical
tie rod entry diameter	18,5
Steering side	Left-hand drive vehicle
tie rod entrance height	38,7

**FORD**
**14229**

**OE numbers**

 91AB-3A500-CE  
 6577529  
 6496277  
 91AB3K649AB  
 5026748  
 6772864  
 7243572  
 R92AB3A500AA  
 95AB3A500ED

screw passing, tie end	12
Length (mm)	1223
connector type, piston rod entry	without teeth
tie rod entry diameter	14,4
Operating mode	Manual
Steering type	Steering rack
tie rod entrance height	184

**P 100 I**
**1982 - 1987**
**14227**
**OE numbers**

 61 385 67  
 50 191 54  
 83BB3503AE  
 16 482 38  
 61 720 94  
 6188519  
 61 287 35  
 6120234  
 61 202 33

Operating mode	Manual
Steering type	Steering rack

**P 100 II**
**1987 - 1992**
**14227**
**OE numbers**

 61 385 67  
 50 191 54  
 83BB3503AE  
 16 482 38  
 61 720 94  
 6188519  
 61 287 35  
 6120234  
 61 202 33

Operating mode	Manual
Steering type	Steering rack

**PUMA (EC\_)**
**1997 - 2000**
**13459**

**OE numbers**

 F8RC3200JA  
 40 882 55  
 YS6C-3200-DA  
 XS6C-3200 -BA  
 RYS6J-3503-DA  
 F8RC-3200-JA  
 F7RC-3200 VA  
 RYS6J3503FA  
 4046331

Feature	Flat pinion
tie rod entrance height	40
Manufacturer	TRW
screw measure	M16x1,5/M16x1,5
connector type, piston rod entry	conical
Steering side	Left-hand drive vehicle
tie rod entry diameter	18,5
Operating mode	hydraulic



**SCORPIO I (GAE, GGE)**
**1985 - 1994**
**13455**

**OE numbers**

 61 570 49  
 85GB3503EB

Feature	Long pinion
tie rod entry teeth number	42
Remarks	No thread on Connectors
connector type, piston rod entry	rack
tie rod entrance height	102
Manufacturer	TRW
tie rod entry diameter	17,4
Length (mm)	1295

**FORD**

<b>13456</b> 	<b>OE numbers</b> 1644073 91BB3503AB 6758092 6707420 6153312 5023572 6140559	<table border="0"> <tr> <td>Steering type</td> <td>Steering rack</td> </tr> <tr> <td>Operating mode</td> <td>hydraulic</td> </tr> <tr> <td>Manufacturer</td> <td>ZF</td> </tr> <tr> <td>Feature</td> <td>pipes by pressure</td> </tr> <tr> <td>Steering side</td> <td>Left-hand drive vehicle</td> </tr> <tr> <td>Length (mm)</td> <td>1300</td> </tr> <tr> <td>tie rod entry diameter</td> <td>17,4</td> </tr> <tr> <td>tie rod entrance height</td> <td>72,4</td> </tr> </table>	Steering type	Steering rack	Operating mode	hydraulic	Manufacturer	ZF	Feature	pipes by pressure	Steering side	Left-hand drive vehicle	Length (mm)	1300	tie rod entry diameter	17,4	tie rod entrance height	72,4
Steering type	Steering rack																	
Operating mode	hydraulic																	
Manufacturer	ZF																	
Feature	pipes by pressure																	
Steering side	Left-hand drive vehicle																	
Length (mm)	1300																	
tie rod entry diameter	17,4																	
tie rod entrance height	72,4																	
<b>13457</b> 	<b>OE numbers</b> 65 427 73 61 570 49 50 289 00 16 373 52 85GB3503EB	<table border="0"> <tr> <td>Feature</td> <td>Short Pinion</td> </tr> <tr> <td>tie rod entrance height</td> <td>40</td> </tr> <tr> <td>tie rod entry teeth number</td> <td>42</td> </tr> <tr> <td>connector type, piston rod entry</td> <td>rack</td> </tr> <tr> <td>Manufacturer</td> <td>TRW</td> </tr> <tr> <td>tie rod entry diameter</td> <td>17,4</td> </tr> <tr> <td>Length (mm)</td> <td>1295</td> </tr> <tr> <td>Steering side</td> <td>Left-hand drive vehicle</td> </tr> </table>	Feature	Short Pinion	tie rod entrance height	40	tie rod entry teeth number	42	connector type, piston rod entry	rack	Manufacturer	TRW	tie rod entry diameter	17,4	Length (mm)	1295	Steering side	Left-hand drive vehicle
Feature	Short Pinion																	
tie rod entrance height	40																	
tie rod entry teeth number	42																	
connector type, piston rod entry	rack																	
Manufacturer	TRW																	
tie rod entry diameter	17,4																	
Length (mm)	1295																	
Steering side	Left-hand drive vehicle																	
<b>14230</b>	<b>OE numbers</b> 61 609 91 61 262 47	<table border="0"> <tr> <td>Steering type</td> <td>Steering rack</td> </tr> <tr> <td>Operating mode</td> <td>Manual</td> </tr> </table>	Steering type	Steering rack	Operating mode	Manual												
Steering type	Steering rack																	
Operating mode	Manual																	

**SCORPIO II (GFR, GGR)**
**1994 - 1998**

<b>13456</b> 	<b>OE numbers</b> 1644073 91BB3503AB 6758092 6707420 6153312 5023572 6140559	<table border="0"> <tr> <td>Steering type</td> <td>Steering rack</td> </tr> <tr> <td>Operating mode</td> <td>hydraulic</td> </tr> <tr> <td>Manufacturer</td> <td>ZF</td> </tr> <tr> <td>Feature</td> <td>pipes by pressure</td> </tr> <tr> <td>Steering side</td> <td>Left-hand drive vehicle</td> </tr> <tr> <td>Length (mm)</td> <td>1300</td> </tr> <tr> <td>tie rod entry diameter</td> <td>17,4</td> </tr> <tr> <td>tie rod entrance height</td> <td>72,4</td> </tr> </table>	Steering type	Steering rack	Operating mode	hydraulic	Manufacturer	ZF	Feature	pipes by pressure	Steering side	Left-hand drive vehicle	Length (mm)	1300	tie rod entry diameter	17,4	tie rod entrance height	72,4
Steering type	Steering rack																	
Operating mode	hydraulic																	
Manufacturer	ZF																	
Feature	pipes by pressure																	
Steering side	Left-hand drive vehicle																	
Length (mm)	1300																	
tie rod entry diameter	17,4																	
tie rod entrance height	72,4																	
<b>13466</b> 	<b>OE numbers</b> 1075748 1075750 72 929 48 7292950 95GB3503AD R95GB-3503-AD 7832974101	<table border="0"> <tr> <td>tie rod entrance height</td> <td>44,4</td> </tr> <tr> <td>tie rod entry teeth number</td> <td>56</td> </tr> <tr> <td>screw measure</td> <td>M14x1,5 / M16x1,5</td> </tr> <tr> <td>connector type, piston rod entry</td> <td>rack</td> </tr> <tr> <td>tie end length [mm]</td> <td>305</td> </tr> <tr> <td>Length (mm)</td> <td>1475</td> </tr> <tr> <td>Steering side</td> <td>Left-hand drive vehicle</td> </tr> <tr> <td>tie rod entry diameter</td> <td>17,7</td> </tr> </table>	tie rod entrance height	44,4	tie rod entry teeth number	56	screw measure	M14x1,5 / M16x1,5	connector type, piston rod entry	rack	tie end length [mm]	305	Length (mm)	1475	Steering side	Left-hand drive vehicle	tie rod entry diameter	17,7
tie rod entrance height	44,4																	
tie rod entry teeth number	56																	
screw measure	M14x1,5 / M16x1,5																	
connector type, piston rod entry	rack																	
tie end length [mm]	305																	
Length (mm)	1475																	
Steering side	Left-hand drive vehicle																	
tie rod entry diameter	17,7																	
<b>13466S</b> 	<b>OE numbers</b> 95GB3503CC R95GB-3503-CD 7292950 1075751	<table border="0"> <tr> <td>Steering type</td> <td>Steering rack</td> </tr> <tr> <td>Manufacturer</td> <td>ZF</td> </tr> <tr> <td>Operating mode</td> <td>hydraulic</td> </tr> <tr> <td>tie rod entry diameter</td> <td>17,7</td> </tr> <tr> <td>Steering side</td> <td>Left-hand drive vehicle</td> </tr> <tr> <td>Equipment</td> <td>with servotronic</td> </tr> <tr> <td>Length (mm)</td> <td>1475</td> </tr> <tr> <td>connector type, piston rod entry</td> <td>rack</td> </tr> </table>	Steering type	Steering rack	Manufacturer	ZF	Operating mode	hydraulic	tie rod entry diameter	17,7	Steering side	Left-hand drive vehicle	Equipment	with servotronic	Length (mm)	1475	connector type, piston rod entry	rack
Steering type	Steering rack																	
Manufacturer	ZF																	
Operating mode	hydraulic																	
tie rod entry diameter	17,7																	
Steering side	Left-hand drive vehicle																	
Equipment	with servotronic																	
Length (mm)	1475																	
connector type, piston rod entry	rack																	

**FORD**
**SIERRA Kombi (BNC)**
**1982 - 1986**
**13451**

**OE numbers**

 1625136  
 6094029  
 5019089  
 6157047  
 6153309

Steering type	Steering rack
screw measure	M14x1,5/M16x1,5
Operating mode	hydraulic
tie rod entrance height	96
Remarks	Threaded connectors
Steering side	Left-hand drive vehicle
tie rod entry diameter	17,4
Length (mm)	1275

**13465**

**OE numbers**

 61 570 49  
 65 427 73  
 50 289 00  
 16 373 52  
 V85BB3503AD

Steering type	Steering rack
Operating mode	hydraulic
Feature	pipes by pressure
Steering side	Left-hand drive vehicle
tie rod entry diameter	17,4
Length (mm)	1290
connector type, piston rod entry	rack
tie rod entrance height	40

**14227**
**OE numbers**

 61 385 67  
 50 191 54  
 83BB3503AE  
 16 482 38  
 61 720 94  
 6188519  
 61 287 35  
 6120234  
 61 202 33

Operating mode	Manual
Steering type	Steering rack

**SIERRA Kombi (BNG)**
**1987 - 1993**
**13452**

**OE numbers**

 61 570 47  
 R92GB3503AC  
 R91GB3503AD  
 91GB3503BA  
 91BB3503AB  
 6707422  
 6124537  
 61 533 09  
 5026617

Feature	Long pinion
Remarks	No thread on Connectors
tie rod entry teeth number	32
connector type, piston rod entry	rack
Manufacturer	TRW
tie rod entrance height	85
tie rod entry diameter	17,4
Steering side	Left-hand drive vehicle

**13453**

**OE numbers**

 87BB 3503 EC  
 87BB 3503 EB  
 6707420  
 6758091  
 91GB3503AD  
 5023570  
 6153312  
 91BB 3503 AB  
 91BB 3503 AA

Steering type	Steering rack
Length (mm)	1260
Operating mode	hydraulic
Manufacturer	ZF
Feature	pipes by pressure
Steering side	Left-hand drive vehicle
tie rod entry diameter	17,4
tie rod entrance height	66



**FORD**
**13465**

**OE numbers**

 61 570 49  
 65 427 73  
 50 289 00  
 16 373 52  
 V85BB3503AD

Steering type	Steering rack
Operating mode	hydraulic
Feature	pipes by pressure
Steering side	Left-hand drive vehicle
tie rod entry diameter	17,4
Length (mm)	1290
connector type, piston rod entry	rack
tie rod entrance height	40

**S-MAX**
**2006 -**
**131061**

**OE numbers**

 1488744  
 1488745  
 1488746  
 1486761  
 VP6S7C-3551-JF  
 36001606  
 36001607  
 7G91-3A500-A  
 7G91-3A500-AJ

tie end lenght [mm]	315
Manufacturer	FORD
Length (mm)	670
connector type, piston rod entry	rack
Feature	pipes by pressure
screw passing, tie end	18
Steering type	Steering rack
Operating mode	hydraulic

**TOURNEO CONNECT**
**2002 -**
**13907**

**OE numbers**

 2T143A500AE  
 7T163A500AB  
 4486172  
 4370963  
 4370962  
 2T143A500AF  
 2T143A500AD  
 1336558  
 2T143A500AC

Manufacturer	TRW
Feature	Flat pinion
tie rod entrance height	41
Steering side	Left-hand drive vehicle
tie end lenght [mm]	345
tie rod entry diameter	18,5
Feature	pipes by pressure
connector type, piston rod entry	conical

**13934**

**OE numbers**

 YL8C3550FB  
 4412535  
 4486175  
 RFYL8C3550FB  
 2T143A500CC  
 1336559  
 2T143A500CB  
 2T143A500CD  
 7T163A500CB

tie rod entry diameter	18,5
Feature	pipes by pressure
connector type, piston rod entry	conical
Steering type	Steering rack
Operating mode	hydraulic
tie end lenght [mm]	337
Steering side	Left-hand drive vehicle
tie rod entrance height	45

**TRANSIT Furgón (E\_ \_)**
**1991 - 2000**
**13449**

**OE numbers**

 6645583  
 R92VB3N503BD  
 97VB-3N503-BA  
 92VB3N503BD  
 92VB3N503BC  
 90VB3N503BB  
 6869955  
 5028810  
 1044673

Steering type	Steering rack
Operating mode	hydraulic
Manufacturer	ZF
Feature	pipes by pressure
Steering side	Left-hand drive vehicle
tie rod entry diameter	17,4
Length (mm)	1480
tie end lenght [mm]	400

**FORD**
**14226**

**OE numbers**

 6668573  
 1044659

Steering type	Steering rack
Operating mode	Manual
Length (mm)	1480
Feature	Pasador fuelle Izq
tie rod entrance height	75
connector type, piston rod entry	rack
Juego de reparación recomendado,	

**TRANSIT Furgón (FA\_ \_)**
**2000 - 2006**
**13469**

**OE numbers**

 YC153200AH  
 RMYC1J3200AF  
 YC153200AJ  
 4557891  
 4511924  
 4386952  
 YC153200AG  
 1205774  
 X6153200AF

Manufacturer	TRW
tie rod entrance height	43,3
tie rod entry diameter	18,8
Feature	pipes by pressure
connector type, piston rod entry	without teeth
Steering side	Left-hand drive vehicle
Length (mm)	1475
Operating mode	hydraulic

**TRANSIT Furgón (T\_ \_)**
**1985 - 1992**
**13449**

**OE numbers**

 6645583  
 R92VB3N503BD  
 97VB-3N503-BA  
 92VB3N503BD  
 92VB3N503BC  
 90VB3N503BB  
 6869955  
 5028810  
 1044673

Steering type	Steering rack
Operating mode	hydraulic
Manufacturer	ZF
Feature	pipes by pressure
Steering side	Left-hand drive vehicle
tie rod entry diameter	17,4
Length (mm)	1480
tie end lenght [mm]	400

**FORD**
**ACCORD II (AC, AD)**
**1983 - 1985**
**13706**

**OE numbers**

 53601SA5621  
 53601SD4A51  
 53601SE0A53  
 53601SE0G52  
 53601SF9A50  
 53601SG0G50

screw passing, tie end	12
Length (mm)	1240
screw measure	M12x1,5 / M16x1,5
tie rod entrance height	62
connector type, piston rod entry	rack
Steering side	Left-hand drive vehicle
tie rod entry teeth number	29
Operating mode	hydraulic

**ACCORD III (CA4, CA5)**
**1985 - 1989**
**13706**

**OE numbers**

 53601SA5621  
 53601SD4A51  
 53601SE0A53  
 53601SE0G52  
 53601SF9A50  
 53601SG0G50

screw passing, tie end	12
Length (mm)	1240
screw measure	M12x1,5 / M16x1,5
tie rod entrance height	62
connector type, piston rod entry	rack
Steering side	Left-hand drive vehicle
tie rod entry teeth number	29
Operating mode	hydraulic

**ACCORD IX (CU)**
**2008 -**
**131095**

**OE numbers**

53601TL1G03

Steering type	Steering rack
Operating mode	electric

**ACCORD V (CC7, CD)**
**1993 - 1996**
**13996**

**OE numbers**

 53600-SN7-G02  
 53601SM4A05  
 53601SE0G55  
 GSR1183  
 GSR1184  
 GSR162

Steering type	Steering rack
Operating mode	hydraulic
tie end length [mm]	140
tie rod entrance height	142
tie rod entry diameter	15
tie rod entry teeth number	28
Manufacturer	SHOWA
Steering side	Left-hand drive vehicle

**ACCORD VI (CE, CF)**
**1996 - 1998**
**13701**

**OE numbers**

 53600-SN7-G0  
 QAB10771  
 53600-SN7-G02  
 53600-S1A-G03  
 GSR1184  
 53600SN7GO

Steering type	Steering rack
Operating mode	hydraulic
tie rod entry diameter	17,5
Steering side	Left-hand drive vehicle
tie rod entry teeth number	36
connector type, piston rod entry	rack
Manufacturer	TRW
tie rod entrance height	78

**HONDA**
**ACCORD VII (CG, CK)**
**1998 - 2003**
**13541**

**OE numbers**

 53600 S1A G03  
 53600S1AG0  
 53600-S1A-G02  
 53600-S1A-G22  
 HRFJ14N108  
 13002701

Operating mode	hydraulic
tie end lenght [mm]	125
screw measure	M14x1,5 / M16x1,5
tie rod entrance height	63
Remarks	Straight pipe
Length (mm)	1025
Manufacturer	TRW
connector type, piston rod entry	rack

**ACCORD VIII (CL\_, CM\_)**
**2003 -**
**13963**

**OE numbers**

 53601-SEA-G07  
 53601-SEA-G06  
 53601-SEA-G04  
 53601-SEA-G03  
 53601-SEA-G02  
 53601-SEA-G01  
 53601-SEF-G03  
 53601-SEF-G51  
 53601-SEF-G05

Steering type	Steering rack
Operating mode	hydraulic
screw measure	M16x1,5 / M16x1,5
Manufacturer	SHOMA
tie rod entry diameter	17,4
Steering side	Left-hand drive vehicle
connector type, piston rod entry	rack
tie rod entry teeth number	36

**CIVIC II Shuttle (EE)**
**1988 - 1995**
**13703**

**OE numbers**

 53601ST3G01  
 QEB100130  
 QEB100132  
 GSR1176  
 5360AS74GO  
 5360AS74G0  
 53601SH3A55  
 53601-SH3-A51  
 53600ST3GO

Steering type	Steering rack
Operating mode	hydraulic
tie rod entry diameter	17,5
Manufacturer	SHOWA
Steering side	Left-hand drive vehicle
connector type, piston rod entry	rack
tie rod entry teeth number	36
Length (mm)	1050

**CIVIC III Sedán (AM, AK, AU)**
**1983 - 1987**
**13700**

**OE numbers**

 53600ST3G0  
 GSR1145  
 GSR1175  
 GSR1186  
 GSR1187  
 GSR145  
 QEB000270  
 QEB100150  
 JLG01W001

screw measure	M14x1,5 / M16x1,5
Remarks	= 13650
Length (mm)	1050
tie rod entrance height	78
Manufacturer	TRW
connector type, piston rod entry	rack
tie rod entry teeth number	36
Steering side	Left-hand drive vehicle

**13650**

**OE numbers**

 53601SH3A55  
 QEB100132  
 QEB100130  
 GSR1187  
 GSR1186  
 GSR1176  
 53601ST3G01  
 53601-SH3-A51  
 53600ST3GO

Remarks	= 13700
Manufacturer	TRW
screw measure	M14x1,5 / M16x1,5
Length (mm)	1050
tie rod entrance height	85
Steering side	Left-hand drive vehicle
connector type, piston rod entry	rack
tie rod entry teeth number	36

**HONDA**
**CIVIC IV (EC, ED, EE)**
**1987 - 1991**
**13704**

**OE numbers**

 95017961  
 53601S10G02

screw measure	M14x1,5 / M16x1,5
Length (mm)	1060
tie rod entrance height	76
tie rod entry teeth number	36
connector type, piston rod entry	rack
Steering side	Left-hand drive vehicle
tie end length [mm]	200
Operating mode	hydraulic

**13703**

**OE numbers**

 53601ST3G01  
 QEB100130  
 QEB100132  
 GSR1176  
 5360AS74G0  
 5360AS74G0  
 53601SH3A55  
 53601-SH3-A51  
 53600ST3GO

Steering type	Steering rack
Operating mode	hydraulic
tie rod entry diameter	17,5
Manufacturer	SHOWA
Steering side	Left-hand drive vehicle
connector type, piston rod entry	rack
tie rod entry teeth number	36
Length (mm)	1050

**13650**

**OE numbers**

 53601SH3A55  
 QEB100132  
 QEB100130  
 GSR1187  
 GSR1186  
 GSR1176  
 53601ST3G01  
 53601-SH3-A51  
 53600ST3GO

Remarks	= 13700
Manufacturer	TRW
screw measure	M14x1,5 / M16x1,5
Length (mm)	1050
tie rod entrance height	85
Steering side	Left-hand drive vehicle
connector type, piston rod entry	rack
tie rod entry teeth number	36

**13700**

**OE numbers**

 53600ST3G0  
 GSR1145  
 GSR1175  
 GSR1186  
 GSR1187  
 GSR145  
 QEB000270  
 QEB100150  
 JLG01W001

screw measure	M14x1,5 / M16x1,5
Remarks	= 13650
Length (mm)	1050
tie rod entrance height	78
Manufacturer	TRW
connector type, piston rod entry	rack
tie rod entry teeth number	36
Steering side	Left-hand drive vehicle

**CIVIC V Sedán (EG, EH)**
**1991 - 1995**
**131042**

**OE numbers**

 53601SR3J73  
 SR3A594058464  
 SR3GA

tie rod entry teeth number	29
connector type, piston rod entry	rack
tie end length [mm]	177
tie rod entry diameter	15
screw passing, tie end	14
Operating mode	hydraulic
Steering type	Steering rack
Length (mm)	1070

**HONDA**
**CIVIC VI Sedán (EJ, EK)**
**1995 - 2001**
**13650**

**OE numbers**

 53601SH3A55  
 QEB100132  
 QEB100130  
 GSR1187  
 GSR1186  
 GSR1176  
 53601ST3G01  
 53601-SH3-A51  
 53600ST3GO

Remarks	= 13700
Manufacturer	TRW
screw measure	M14x1,5 / M16x1,5
Length (mm)	1050
tie rod entrance height	85
Steering side	Left-hand drive vehicle
connector type, piston rod entry	rack
tie rod entry teeth number	36

**13700**

**OE numbers**

 53600ST3G0  
 GSR1145  
 GSR1175  
 GSR1186  
 GSR1187  
 GSR145  
 QEB000270  
 QEB100150  
 JLG01W001

screw measure	M14x1,5 / M16x1,5
Remarks	= 13650
Length (mm)	1050
tie rod entrance height	78
Manufacturer	TRW
connector type, piston rod entry	rack
tie rod entry teeth number	36
Steering side	Left-hand drive vehicle

**13703**

**OE numbers**

 53601ST3G01  
 QEB100130  
 QEB100132  
 GSR1176  
 5360AS74G0  
 5360AS74G0  
 53601SH3A55  
 53601-SH3-A51  
 53600ST3GO

Steering type	Steering rack
Operating mode	hydraulic
tie rod entry diameter	17,5
Manufacturer	SHOWA
Steering side	Left-hand drive vehicle
connector type, piston rod entry	rack
tie rod entry teeth number	36
Length (mm)	1050

**CIVIC VII Sedán (ES)**
**2001 - 2005**
**131090**

**OE numbers**

5600S5AG00

Operating mode	Electronic
Steering type	Steering rack

**CONCERTO (HW)**
**1989 - 1995**
**13705**

**OE numbers**

 GSR1151  
 QMJ10003  
 53600-SK3-G02  
 GSR142  
 GSR151

Steering type	Steering rack
tie rod entry diameter	15
Operating mode	hydraulic
tie rod entry teeth number	28
Steering side	Left-hand drive vehicle
connector type, piston rod entry	rack
tie rod entrance height	46
screw measure	M14x1,5 / M16x1,5



**HONDA**
**CR-V I (RD)**
**1995 - 2002**
**13704**

**OE numbers**

 95017961  
 53601S10G02

screw measure	M14x1,5 / M16x1,5
Length (mm)	1060
tie rod entrance height	76
tie rod entry teeth number	36
connector type, piston rod entry	rack
Steering side	Left-hand drive vehicle
tie end length [mm]	200
Operating mode	hydraulic

**CR-V II (RD\_)**
**2002 - 2006**
**13985**
**OE numbers**

 53601-S5P-S9A  
 53601S9AG01

Steering side	Left-hand drive vehicle
Feature	pipes by pressure
Operating mode	hydraulic
Steering type	Steering rack

**CR-V III**
**2007 -**
**131084**

**OE numbers**

53601SWYG02

Manufacturer	STK-LH
tie rod entrance height	45
tie rod entry teeth number	36
Remarks	only for diesel
model support ID	4
connector type, piston rod entry	rack
tie rod entry diameter	17,5
screw measure	M16x1,5 / M18x1,5

**HR-V (GH)**
**1999 -**
**131036**

**OE numbers**

53601-S2H-G01

Feature	Racores opuestos
connector type, piston rod entry	rack
tie rod entry diameter	17,4
tie rod entry teeth number	36
tie end length [mm]	307
tie rod entrance height	45
Operating mode	hydraulic
screw measure	M14x1,5/M16x1,5

**JAZZ II (GD)**
**2002 - 2008**
**131091**
**OE numbers**

53600-SAA-G0

Steering type	Steering rack
Operating mode	Electronic

**HONDA**
**LEGEND I (HS, KA)**
**1986 - 1990**
**13654**

**OE numbers**

 900260  
 900346  
 GSR1182  
 GSR169  
 GSR350

tie rod entry teeth number	29
Manufacturer	SHOWA
Operating mode	hydraulic
Steering type	Steering rack
tie end lenght [mm]	135
tie rod entry diameter	15
Steering side	Left-hand drive vehicle
connector type, piston rod entry	rack

**PRELUDE I Coupe (SN)**
**1978 - 1982**
**13702**

**OE numbers**

SF1G689008314

Feature	Sfinfn doble
Steering side	Left-hand drive vehicle
Feature	pipes by pressure
Operating mode	hydraulic
Steering type	Steering rack

**PRELUDE III (BA)**
**1986 - 1992**
**13706**

**OE numbers**

 53601SA5621  
 53601SD4A51  
 53601SE0A53  
 53601SE0G52  
 53601SF9A50  
 53601SG0G50

screw passing, tie end	12
Length (mm)	1240
screw measure	M12x1,5 / M16x1,5
tie rod entrance height	62
connector type, piston rod entry	rack
Steering side	Left-hand drive vehicle
tie rod entry teeth number	29
Operating mode	hydraulic

**PRELUDE IV (BB)**
**1992 - 1996**
**131037**

**OE numbers**

 53601-SS0-A50  
 SS0G691001274

Steering type	Steering rack
screw measure	M14x1,5/M16x1,5
tie end lenght [mm]	125
Operating mode	hydraulic
tie rod entrance height	81,8
Length (mm)	1020
screw passing, tie end	150
tie rod entry diameter	15

**PRELUDE V (BB)**
**1996 - 2000**
**131108**
**OE numbers**

53601-S30-A01

tie rod entrance height	35
Length (mm)	1010
tie rod entry diameter	17,3
screw passing, tie end	14
Steering type	Steering rack
Operating mode	hydraulic
screw measure	M14x1,5/M16x1,5

# HONDA

## HUMMER H3

2005 -

**131041**



Length (mm)	1210
Steering type	Steering rack
Operating mode	hydraulic
tie rod entrance height	47,7
screw passing, tie end	16
Manufacturer	MANDO
tie rod entry diameter	16,8
screw measure	pipes by pressure

**HUMME**
**ACCENT I (X-3)**
**1994 - 2000**
**13712**

**OE numbers**

 5651025000  
 56510-25000  
 57710-22100  
 57710-22101  
 RJBC066

tie rod entrance height	27
Steering type	Steering rack
Operating mode	hydraulic
Manufacturer	MANDO
tie rod entry diameter	16,6
Steering side	Left-hand drive vehicle
tie end length [mm]	305
connector type, piston rod entry	rack

**14355**
**OE numbers**

5651025000

Length (mm)	1145
connector type, piston rod entry	rack
tie rod entrance height	70
Operating mode	hydraulic
screw passing, tie end	16
Manufacturer	MANDO
tie rod entry diameter	17
Steering type	Steering rack

**ACCENT II (LC)**
**2000 - 2005**
**13939**

**OE numbers**

 57710-25500  
 57710-25010  
 5770025510  
 57710-25000  
 570025510  
 5770025000  
 57700-25010

Length (mm)	1155
screw measure	M14x1,5 / M16x1,5
tie end length [mm]	305
tie rod entry teeth number	36
connector type, piston rod entry	rack
tie rod entrance height	42,5
Steering side	Left-hand drive vehicle
Operating mode	hydraulic

**ACCENT III (MC)**
**2005 -**
**14357**
**OE numbers**

56500-1E700

tie rod entrance height	122
tie rod entry teeth number	36
connector type, piston rod entry	rack
Operating mode	electric
Length (mm)	1050
screw passing, tie end	14
tie rod entry diameter	17,2
Steering type	Steering rack

**ATOS (MX)**
**1998 - 2002**
**13716**

**OE numbers**

 57710-02010  
 57710-02000  
 WJKXH-057

tie end length [mm]	265
Steering type	Steering rack
Operating mode	hydraulic
Manufacturer	MANDO
tie rod entry diameter	16,5
Steering side	Left-hand drive vehicle
connector type, piston rod entry	rack
tie rod entry teeth number	38

**HYUNDAI**
**14358**
**OE numbers**

 6510-02010  
 56510-06000

Steering type	Steering rack
tie rod entry diameter	16,4
screw passing, tie end	14
Operating mode	electric
connector type, piston rod entry	rack
tie rod entry teeth number	36
Length (mm)	1140
tie rod entrance height	98

**COUPE (GK)**
**2001 - 2009**
**13718**

**OE numbers**

 57700-2C000  
 577002D100

Steering type	Steering rack
Operating mode	hydraulic
tie rod entry diameter	16,5
Manufacturer	MANDO
tie rod entrance height	27
Steering side	Left-hand drive vehicle
tie end length [mm]	330
tie rod entry teeth number	36

**COUPE (RD)**
**1996 - 2002**
**13711**

**OE numbers**

 57700-27001  
 5771027000  
 57700-27000

screw measure	M14x1,5 / M16x1,5
Length (mm)	1205
tie rod entry teeth number	36
connector type, piston rod entry	rack
tie end length [mm]	305
Steering side	Left-hand drive vehicle
tie rod entry diameter	16,6
Manufacturer	MANDO

**ELANTRA (XD)**
**2000 - 2006**
**13718**

**OE numbers**

 57700-2C000  
 577002D100

Steering type	Steering rack
Operating mode	hydraulic
tie rod entry diameter	16,5
Manufacturer	MANDO
tie rod entrance height	27
Steering side	Left-hand drive vehicle
tie end length [mm]	330
tie rod entry teeth number	36

**GETZ (TB)**
**2002 - 2009**
**14346**
**OE numbers**

56500-1C100

Steering type	Steering rack
Operating mode	electric

**HYUNDAI**
**13968**

**OE numbers**

 57700-1C700  
 57700-1C100

tie rod entrance height	44
tie rod entry teeth number	36
connector type, piston rod entry	rack
Steering side	Left-hand drive vehicle
tie end lenght [mm]	315
Operating mode	hydraulic
Steering type	Steering rack
Manufacturer	MANDO

**H-1 Furgón**
**2000 - 2004**
**13783**

**OE numbers**

 57700-4A800  
 57700-4A600  
 57700-4A310  
 57700-4A300  
 57700-4A011  
 57700-4A010  
 57700-4A001  
 57700-4A810

Steering type	Steering rack
Operating mode	hydraulic
Length (mm)	1370
tie rod entry diameter	16,5
Manufacturer	MANDO
tie end lenght [mm]	290
tie rod entrance height	48
connector type, piston rod entry	rack

**LANTRA I (J-1)**
**1990 - 1995**
**13713**

**OE numbers**

5770028700

Length (mm)	1135
screw measure	M14x1,5 / M16x1,5
tie rod entry teeth number	36
connector type, piston rod entry	rack
Steering side	Left-hand drive vehicle
tie rod entry diameter	16,6
Operating mode	hydraulic
Steering type	Steering rack

**LANTRA II (J-2)**
**1995 - 2000**
**13714**

**OE numbers**

 57700-29100  
 57700-29501  
 57700-29000

tie rod entrance height	22
Steering type	Steering rack
Operating mode	hydraulic
tie rod entry diameter	16,6
Steering side	Left-hand drive vehicle
tie end lenght [mm]	320
connector type, piston rod entry	rack
tie rod entry teeth number	36

**MATRIX (FC)**
**2001 - 2010**
**131111**
**OE numbers**

 57710-17200  
 57710-17300  
 57710-17800  
 57710-17850  
 5771025000  
 5770017850

Operating mode	hydraulic
Steering type	Steering rack
Length (mm)	1225
Feature	= 13715 change tubes
screw passing, tie end	14
tie rod entry diameter	16,6
Manufacturer	Mando
tie rod entrance height	29



**HYUNDAI**
**13715**

**OE numbers**

 57710-17200  
 57710-17300  
 57710-17800  
 57710-17850  
 5771025000  
 5770017850

Length (mm)	1225
screw measure	M14x1,5 / M16x1,5
tie rod entry teeth number	36
connector type, piston rod entry	rack
tie end lenght [mm]	325
Steering side	Left-hand drive vehicle
tie rod entry diameter	16,6
Manufacturer	MANDO

**PONY (X-2)**
**1989 - 1995**
**13954**

**OE numbers**

25182C26C3

screw measure	M14x1,5 / M16x1,5
tie rod entrance height	29,4
tie rod entry diameter	17,6
Operating mode	hydraulic
Steering type	Steering rack
Steering side	Left-hand drive vehicle
connector type, piston rod entry	rack
tie rod entry teeth number	36

**SANTA FÉ I (SM)**
**2001 - 2006**
**131025**

**OE numbers**

 577002B210  
 57700-2B210

Steering type	Steering rack
Length (mm)	1115
screw measure	M14x1,5/M16x1,5
Operating mode	hydraulic
tie rod entry teeth number	36
Manufacturer	SMI
tie rod entrance height	37
connector type, piston rod entry	rack

**13717**

**OE numbers**

 57700-26500  
 57710-26200  
 57700-26290  
 57700-26200

screw measure	M14x1,5 / M16x1,5
tie rod entrance height	38,1
connector type, piston rod entry	rack
tie rod entry teeth number	36
Steering side	Left-hand drive vehicle
tie end lenght [mm]	325
Manufacturer	MANDO
tie rod entry diameter	16,5

**SANTAMO**
**1998 - 2002**
**131051**


Length (mm)	1180
Steering type	Steering rack
tie rod entry teeth number	36
tie end lenght [mm]	305
screw measure	M12x1,5/M14x1,5
Operating mode	hydraulic
screw passing, tie end	14
Manufacturer	MANDO

**HYUNDAI**
**SONATA III (Y-3)**
**1993 - 1998**
**13710**

**OE numbers**  
5775034022

Steering type	Steering rack
Operating mode	hydraulic
Manufacturer	MANDO
tie rod entry diameter	16,6
Steering side	Left-hand drive vehicle
tie rod entrance height	30
connector type, piston rod entry	rack
tie rod entry teeth number	36

**SONATA IV (EF)**
**1998 - 2001**
**13710**

**OE numbers**  
5775034022

Steering type	Steering rack
Operating mode	hydraulic
Manufacturer	MANDO
tie rod entry diameter	16,6
Steering side	Left-hand drive vehicle
tie rod entrance height	30
connector type, piston rod entry	rack
tie rod entry teeth number	36

**131027**

**OE numbers**  
57700-38200  
57700-39000  
57700-38020

Steering type	Steering rack
Length (mm)	1125
screw measure	M14x1,5/M16x1,5
Operating mode	hydraulic
tie rod entry teeth number	36
tie rod entrance height	34
connector type, piston rod entry	rack
tie end length [mm]	170

**131027S**
**OE numbers**  
57700-38200  
57700-39000

tie rod entry diameter	16,6
Manufacturer	MANDO
tie end length [mm]	170
connector type, piston rod entry	rack
Equipment	with servotronic
tie rod entrance height	34
tie rod entry teeth number	36
Operating mode	hydraulic

**TRAJET (FO)**
**2000 - 2008**
**131118**
**OE numbers**  
57700-3A000  
57700-3A010

screw measure	M14x1,5 / M16x1,5
connector type, piston rod entry	rack
tie rod entry teeth number	36
tie rod entrance height	40
screw passing, tie end	14
Length (mm)	1300
Manufacturer	Mando
tie rod entry diameter	16,6

**HYUNDAI**
**TUCSON (JM)**
**2004 - 2010**
**13984**

**OE numbers**

 57700-1F702  
 57700-2E700  
 57700-2E800  
 57700-1F800

Length (mm)	1115
Steering side	Left-hand drive vehicle
tie rod entrance height	38,5
tie rod entry teeth number	36
connector type, piston rod entry	rack
Operating mode	hydraulic
tie rod entry diameter	16,6
Steering type	Steering rack

**13984-1**
**OE numbers**

 57700-2E800  
 57700-1F800

screw measure	M16x1,5 / M16x1,5
Manufacturer	MANDO
Steering type	Steering rack
tie rod entry diameter	16,6
Operating mode	hydraulic
Remarks	2 valves
connector type, piston rod entry	rack
tie rod entry teeth number	36

# HYUNDAI

**D-MAX (8DH)**

**2002 -**

**131079**

**OE numbers**

49001-37R00

Operating mode	hydraulic
Steering type	Steering rack
connector type, piston rod entry	rack
tie rod entry diameter	17,5
Length (mm)	1320
screw measure	M16x1,5 / M17x1,5
tie rod entry teeth number	36
tie rod entrance height	37

**ISUZU**
**DAILY II Furgón/Kombi**
**1989 - 1998**
**131016**

**OE numbers**

 98445304  
 99463258  
 99463260  
 93808323  
 98445306  
 93807841  
 15000950  
 93828592

connector type, piston rod entry	rack
tie rod entry diameter	17,6
Length (mm)	1475
Operating mode	hydraulic
tie rod entry teeth number	54
Remarks	triangular support
Manufacturer	TRW
Steering side	Left/right-hand drive vehicle

**13917**

**OE numbers**

 93806886  
 93806886

Manufacturer	ZF
connector type, piston rod entry	rack
Steering side	Left-hand drive vehicle
Feature	pipes by pressure
Operating mode	hydraulic
Length (mm)	1510
Steering type	Steering rack

**14214**

**OE numbers**

 93808352  
 37502067  
 8585384  
 93801997  
 93802141

Operating mode	Manual
Steering type	Steering rack






**DAILY III Furgón/Kombi**
**1999 -**
**13542**

**OE numbers**

 500306763  
 99477984  
 504064571  
 7852974431

tie rod entry diameter	17,5
Steering type	Steering rack
Length (mm)	1510
Steering side	Left-hand drive vehicle
connector type, piston rod entry	rack
tie end lenght [mm]	350
tie rod entrance height	43
screw measure	M14x1,5 / M16x1,5

**IVECO**

<b>S-TYPE (CCX)</b>		<b>1999 - 2007</b>	
<b>131008</b>	<b>OE numbers</b> RFXW4C3552EB XR813139 XR813139N	screw measure M16x1,5/M16x1,5 tie rod entry diameter 18,5 Feature Threaded connectors tie rod entrance height 28,9 Steering side Left-hand drive vehicle Equipment with servotronic tie end length [mm] 205 connector type, piston rod entry conical	
<b>13811</b>	<b>OE numbers</b> XR8 53867 XR8 24830N XR8 24830E 785293221 1R83-3200-AB 3R83-3200-AE 7852993447 7852993221 2R833200AD	Length (mm) 1135 Manufacturer ZF connector type, piston rod entry rack tie rod entrance height 40 Remarks No thread on Connectors tie rod entry teeth number 54 Feature pipes by pressure tie rod entry diameter 17,5	
<b>XJ (NAW, NBW)</b>		<b>1997 - 2003</b>	
<b>13810</b>	<b>OE numbers</b> MMA3891AA GBE3850000 XR8 53867 XR8 24830N XR8 24830E 7852974288	Steering type Steering rack Operating mode hydraulic tie rod entrance height 28,6 tie rod entry diameter 18,7 tie rod entry teeth number 56 Steering side Left-hand drive vehicle connector type, piston rod entry rack Length (mm) 1170	
<b>XJ (X300)</b>		<b>1994 - 1997</b>	
<b>131015</b>	<b>OE numbers</b> MNA3891ABE MNA 3891AB	Length (mm) 1185 screw measure M14x1,5/M16x1,5 Steering type Steering rack tie rod entrance height 30 tie rod entry teeth number 48 Operating mode hydraulic Manufacturer ZF tie rod entry diameter 16,9	
<b>13810</b>	<b>OE numbers</b> MMA3891AA GBE3850000 XR8 53867 XR8 24830N XR8 24830E 7852974288	Steering type Steering rack Operating mode hydraulic tie rod entrance height 28,6 tie rod entry diameter 18,7 tie rod entry teeth number 56 Steering side Left-hand drive vehicle connector type, piston rod entry rack Length (mm) 1170	



**JAGUAR**
**XJ (XJ 40, 81)**
**1986 - 1994**
**13810**

**OE numbers**

 MMA3891AA  
 GBE3850000  
 XR8 53867  
 XR8 24830N  
 XR8 24830E  
 7852974288

Steering type	Steering rack
Operating mode	hydraulic
tie rod entrance height	28,6
tie rod entry diameter	18,7
tie rod entry teeth number	56
Steering side	Left-hand drive vehicle
connector type, piston rod entry	rack
Length (mm)	1170

**X-TYPE (CF1)**
**2001 - 2009**
**13812**

**OE numbers**

 7831974179  
 C2S20407  
 C2S25022  
 C2S20407E  
 C2S43410  
 C2S 39941  
 C2S 46550  
 C2S 47355  
 C2S 34874

Operating mode	hydraulic
Steering type	Steering rack
screw passing, tie end	16
connector type, piston rod entry	conical
Feature	pipes by pressure
tie rod entry diameter	18,6
tie rod entrance height	35
Length (mm)	1270

**13812S**

**OE numbers**

 C2S43410  
 C2S20407  
 C2S20259  
 C2S3290  
 C2S43410E  
 C2S20407E  
 7831933105  
 1X43-3200-AF  
 7831993105

Length (mm)	1270
tie rod entrance height	35
tie rod entry diameter	18,6
Feature	pipes by pressure
connector type, piston rod entry	conical
Equipment	with servotronic
screw passing, tie end	16
Steering type	Steering rack

**X-TYPE Estate**
**2004 - 2009**
**13812**

**OE numbers**

 7831974179  
 C2S20407  
 C2S25022  
 C2S20407E  
 C2S43410  
 C2S 39941  
 C2S 46550  
 C2S 47355  
 C2S 34874

Operating mode	hydraulic
Steering type	Steering rack
screw passing, tie end	16
connector type, piston rod entry	conical
Feature	pipes by pressure
tie rod entry diameter	18,6
tie rod entrance height	35
Length (mm)	1270

**13812S**

**OE numbers**

 C2S43410  
 C2S20407  
 C2S20259  
 C2S3290  
 C2S43410E  
 C2S20407E  
 7831933105  
 1X43-3200-AF  
 7831993105

Length (mm)	1270
tie rod entrance height	35
tie rod entry diameter	18,6
Feature	pipes by pressure
connector type, piston rod entry	conical
Equipment	with servotronic
screw passing, tie end	16
Steering type	Steering rack

**JAGUAR**
**CHEROKEE (KJ)**
**2001 - 2008**
**131005**

**OE numbers**

 52128517AA  
 52128517AB  
 5072445AA

Steering type	Steering rack
tie rod entrance height	40
Operating mode	hydraulic
tie end length [mm]	285
connector type, piston rod entry	without teeth
tie rod entry diameter	19
screw measure	M16x1,5/M18x1,5
Length (mm)	1340

**COMPASS (MK49)**
**2006 -**
**131106**
**OE numbers**

5105213AC

tie rod entrance height	85
Manufacturer	TRW
screw measure	M18x1,5 / M16x1,5
tie rod entry diameter	17,6
connector type, piston rod entry	without teeth
Length (mm)	1210
Steering type	Steering rack
Operating mode	hydraulic

**GRAND CHEROKEE III (WH)**
**2005 - 2010**
**131103**

**OE numbers**

 52089292AB  
 52089293AB  
 P68000400AA

screw passing, tie end	m16
Operating mode	hydraulic
Steering type	Steering rack
screw measure	M18x1,5/M18x1,5
Length (mm)	1345
connector type, piston rod entry	without teeth
tie rod entry diameter	18
tie rod entrance height	40

**JEEP**
**BESTA Furgón**
**1996 -**
**13764**

**OE numbers**

 MSC88-32-110E  
 K710-32-110C

Steering type	Steering rack
Operating mode	hydraulic
screw measure	M16x1,5 / M16x1,5
tie rod entry diameter	17,1
tie rod entry teeth number	36
Steering side	Left-hand drive vehicle
connector type, piston rod entry	rack
tie rod entrance height	40

**CARENS I (FC)**
**2000 - 2002**
**13991**

**OE numbers**

OK2N2 32110B

Steering type	Steering rack
Operating mode	hydraulic
Feature	pipes by pressure
Steering side	Left-hand drive vehicle
connector type, piston rod entry	rack
Length (mm)	1140

**CARENS II (FJ)**
**2002 -**
**131024**

**OE numbers**

 OK2JB32110  
 OK2KB32110  
 OK2J432110

screw measure	M16x1,5/M16x1,5
tie rod entry diameter	15,8
connector type, piston rod entry	rack
tie end lenght [mm]	305
tie rod entry teeth number	36
tie rod entrance height	34,2
Manufacturer	TRW
Operating mode	hydraulic

**CARENS III (UN)**
**2006 -**
**131046**

**OE numbers**

 57710 - 1D010  
 577002F100

tie end lenght [mm]	197
connector type, piston rod entry	rack
screw passing, tie end	16
tie rod entry teeth number	36
Operating mode	hydraulic
tie rod entrance height	65
Manufacturer	TRW
Steering type	Steering rack


**CARNIVAL (UP)**
**1999 - 2001**
**13489**


**OE numbers**

 OK552 32110D  
 OK552 32110C  
 OK552 32110B  
 K53A32110A  
 K55232110A  
 OK55232110


Steering type	Steering rack
Operating mode	hydraulic
Manufacturer	TRW
screw measure	M14x1,5 / M14x1,5
tie rod entry teeth number	36
connector type, piston rod entry	rack
tie rod entrance height	30,4
Steering side	Left-hand drive vehicle

**KIA**
**CARNIVAL / GRAND CARNIVAL III (VQ) 2005 -**

<b>131067</b> 	<b>OE numbers</b> 57700-4D400	tie rod entrance height	30
		tie rod entry teeth number	36
		tie rod entry diameter	16,7
		Manufacturer	Mando
		screw passing, tie end	16
		connector type, piston rod entry	rack
		tie end length [mm]	205
		Steering type	Steering rack

<b>131076</b> 	<b>OE numbers</b> 57700-4D400	screw measure	M14x1,5 / M16x1,5
		tie rod entry teeth number	36
		tie rod entrance height	30
		tie rod entry diameter	16,5
		connector type, piston rod entry	rack
		Steering type	Steering rack
		Operating mode	hydraulic
		Length (mm)	1205

**CARNIVAL II (GQ) 2001 -**




<b>13945</b> 	<b>OE numbers</b> 0K53A32110 0K53A32110A 0K53A32110C	tie rod entrance height	36
		Steering side	Left-hand drive vehicle
		connector type, piston rod entry	rack
		tie rod entry teeth number	36
		Remarks	Support with Silentblock
		Manufacturer	TRW
		screw measure	M14x1,5 / M14x1,5
		Operating mode	hydraulic

**CERATO (LD) 2004 -**

<b>131109</b>	<b>OE numbers</b> KNC57700-2F100 57700 2F101 57700 2F100	screw measure	M14x1,5/M16x1,5
		Length (mm)	1230
		Operating mode	hydraulic
		Steering type	Steering rack
		Manufacturer	MANDO
		tie rod entry diameter	16,5
		tie rod entrance height	25
		screw passing, tie end	M14


**CLARUS (K9A) 1996 -**

<b>13982</b> 	<b>OE numbers</b> 0K9AA 32110 0K9BC 32110 0K9AA 32110A	Length (mm)	1150
		tie rod entrance height	32
		Steering side	Left-hand drive vehicle
		tie rod entry teeth number	36
		connector type, piston rod entry	rack
		Manufacturer	TRW
		Operating mode	hydraulic
		Steering type	Steering rack

KIA			
<b>CLARUS Kombi (GC)</b>		<b>1998 -</b>	
<b>13982</b> 	<b>OE numbers</b> OK9AA 32110 OK9BC 32110 OK9AA 32110A	Length (mm)	1150
		tie rod entrance height	32
		Steering side	Left-hand drive vehicle
		tie rod entry teeth number	36
		connector type, piston rod entry	rack
		Manufacturer	TRW
		Operating mode	hydraulic
		Steering type	Steering rack
<b>OPIRUS (GH)</b>		<b>2003 -</b>	
<b>131038</b> 	<b>OE numbers</b> 57700-3F500	connector type, piston rod entry	rack
		tie end lenght [mm]	180
		Manufacturer	MANDO
		tie rod entry diameter	16,6
		Operating mode	hydraulic
		tie rod entry teeth number	36
		tie rod entrance height	33,4
		screw measure	M14x1,5/M16x1,5
<b>PREGIO Furgón (TB)</b>		<b>1997 -</b>	
<b>131102</b>	<b>OE numbers</b> OK79A 32110 OK79A 32110A	screw passing, tie end	M14
		Manufacturer	TRW
		connector type, piston rod entry	rack
		tie rod entry teeth number	36
		tie rod entrance height	35
		screw measure	M16x1,5/M16x1,5
		tie rod entry diameter	16,5
		Steering type	Steering rack
<b>PRIDE (DA)</b>		<b>1990 -</b>	
<b>131081</b>	<b>OE numbers</b> KK13632110 KK13632110B KK13632110A	Operating mode	hydraulic
		Length (mm)	1135
		Steering type	Steering rack
		screw passing, tie end	12
		screw measure	M16x1,5 / M16x1,5
		tie rod entry diameter	16
		connector type, piston rod entry	rack
		tie end lenght [mm]	265
<b>13765</b> 	<b>OE numbers</b> KK13632110 BDGA2A60731 K20332110C	Steering side	Left-hand drive vehicle
		Operating mode	hydraulic
		Steering type	Steering rack

# KIA


## RIO (DC\_) 2000 - 2005

<b>13975</b> 	<b>OE numbers</b> 0K30B 32110A	Steering side connector type, piston rod entry tie rod entry teeth number tie rod entrance height Manufacturer Operating mode Steering type screw measure	Left-hand drive vehicle rack 36 33,8 TRW hydraulic Steering rack M16x1,5 / M16x1,5
---	-----------------------------------	--	---


## RIO II (JB) 2005 -

<b>131101</b>	<b>OE numbers</b> 57700-1G100 57700-1G150 57700-1G400 57700-1G450	Operating mode Steering type tie rod entry diameter screw measure screw passing, tie end tie rod entry teeth number connector type, piston rod entry tie rod entrance height	hydraulic Steering rack 16,5 M16x1,5/M14x1,5 14 36 rack 45
---------------	---	---	---


## RIO Kombi (DC) 2000 - 2005

<b>13975</b> 	<b>OE numbers</b> 0K30B 32110A	Steering side connector type, piston rod entry tie rod entry teeth number tie rod entrance height Manufacturer Operating mode Steering type screw measure	Left-hand drive vehicle rack 36 33,8 TRW hydraulic Steering rack M16x1,5 / M16x1,5
---	-----------------------------------	--	---

## SEPHIA (FA) 1995 -

<b>13761</b> 	<b>OE numbers</b> 0K203 32110B 0K20332110A K20332110C	Steering side Feature Operating mode Steering type	Left-hand drive vehicle pipes by pressure hydraulic Steering rack
---	--	---	--

## SEPHIA Sedán (FA) 1993 - 1997

<b>13761</b> 	<b>OE numbers</b> 0K203 32110B 0K20332110A K20332110C	Steering side Feature Operating mode Steering type	Left-hand drive vehicle pipes by pressure hydraulic Steering rack
---	--	---	--



**KIA**
**SHUMA II (FB) 2001 - 2004**
**13991**

**OE numbers**

0K2N2 32110B

Steering type	Steering rack
Operating mode	hydraulic
Feature	pipes by pressure
Steering side	Left-hand drive vehicle
connector type, piston rod entry	rack
Length (mm)	1140

**SHUMA Sedán (FB) 1996 - 2001**
**13763**

**OE numbers**

 0K20332110A  
 0K20332110C  
 0K2A2 32110C  
 0K2A2 32110B  
 0K2A2 32110A  
 0K2A2 32110

Length (mm)	1140
Manufacturer	TRW
connector type, piston rod entry	rack
Steering side	Left-hand drive vehicle
tie rod entry teeth number	36
tie rod entrance height	37,4
tie end length [mm]	270
screw measure	M16x1,5 / M18x1,5

**SORENTO (JC) 2002 -**
**13980**

**OE numbers**

 57710 3E020  
 5003940AB

screw measure	M16x1,5 / M16x1,5
Steering type	Steering rack
Operating mode	hydraulic
tie rod entry diameter	16,2
tie rod entrance height	47
Manufacturer	TRW / MANDO
connector type, piston rod entry	rack
Steering side	Left-hand drive vehicle

**13980S**

**OE numbers**

 57700-3E000  
 57710 3E010  
 57710 3E011


Length (mm)	1105
tie rod entry teeth number	36
Steering side	Left-hand drive vehicle
Manufacturer	TRW / MANDO
tie rod entrance height	47
connector type, piston rod entry	rack
tie rod entry diameter	16,2
Operating mode	hydraulic

**SORENTO (XM) 2009 -**
**131114**
**OE numbers**

 57700-2P100  
 300427  
 015367

Manufacturer	TRW
screw measure	M11x1,5 / M12x1,5
tie rod entry teeth number	36
tie rod entrance height	33
connector type, piston rod entry	rack
tie rod entry diameter	17
Operating mode	hydraulic
Steering type	Steering rack

**KIA**
**SPORTAGE (JE\_) 2004 -**

<p><b>13984</b></p> 	<p><b>OE numbers</b>                  57700-1F702                  57700-2E700                  57700-2E800                  57700-1F800</p>	<p>Length (mm) 1115                  Steering side Left-hand drive vehicle                  tie rod entrance height 38,5                  tie rod entry teeth number 36                  connector type, piston rod entry rack                  Operating mode hydraulic                  tie rod entry diameter 16,6                  Steering type Steering rack</p>
<p><b>13984-1</b></p>	<p><b>OE numbers</b>                  57700-2E800                  57700-1F800</p>	<p>screw measure M16x1,5 / M16x1,5                  Manufacturer MANDO                  Steering type Steering rack                  tie rod entry diameter 16,6                  Operating mode hydraulic                  Remarks 2 valves                  connector type, piston rod entry rack                  tie rod entry teeth number 36</p>

**KIA**
**DEDRA (835)**
**1989 - 1999**

<b>13406</b> 	<b>OE numbers</b> 71722430 71 722 482 7776780 7772652 7648759 76446303 76 487 58 71783196 46446303	screw passing, tie end 12 Steering type Steering rack Feature = refs.13402 y 13460 Length (mm) 1110 Operating mode hydraulic tie rod entry diameter 17,5 Steering side Left-hand drive vehicle Manufacturer TRW
<b>14212</b> 	<b>OE numbers</b> 7664440 7664426 7599853 7664433 7632959 46520940	Operating mode Manual Steering type Steering rack tie rod entry teeth number 17 tie rod entry diameter 14,3 Manufacturer TRW connector type, piston rod entry rack Remarks Cotter pin-shaped Support tie rod entrance height 104
<b>13461</b> 	<b>OE numbers</b> 71 722 444 82450573 71722520 71722492 60655544 46765559 B4464360 82491319 82421632	connector type, piston rod entry rack screw measure M12x1,5 / M14x1,5 tie rod entrance height 51,6 Manufacturer TRW Remarks Cotter pin-shaped Support screw passing, tie end M14 tie rod entry teeth number 56 Steering side Left-hand drive vehicle
<b>13438</b> 	<b>OE numbers</b> 71722512 60655544 71722520 71 722 444 46445152 46456740 60653457 82450573	Steering type Steering rack Length (mm) 1155 Operating mode hydraulic tie rod entry diameter 17,5 Feature pipes by pressure Steering side Left-hand drive vehicle screw passing, tie end 14 screw passing, tie end M14
<b>13442</b> 	<b>OE numbers</b> 71783196 82472684 7776780 7772652 7665182 7648759 76446303 7600441 76 487 58	Steering type Steering rack Operating mode hydraulic Length (mm) 1110 tie rod entry diameter 17,5 Steering side Left-hand drive vehicle tie end length [mm] 270 screw measure M12x1,5/M14x1,5 Manufacturer TRW
<b>13402</b> 	<b>OE numbers</b> 71722428 15000741 71783196 7776780 7772652 7648759 76 487 58 71722430 46446303	Steering type Steering rack screw passing, tie end 12 Feature = refs.13406 y 13460 Operating mode hydraulic Length (mm) 1110 tie rod entry diameter 17,7 Steering side Left-hand drive vehicle Manufacturer TRW

**LANCIA**
**13460**

**OE numbers**

 71783196  
 76 487 58  
 76446303  
 7648759  
 7772652  
 7776780  
 71722430  
 46749764  
 71711950

Steering type	Steering rack
Feature	= refs.13406 y 13402
Operating mode	hydraulic
Length (mm)	1110
Feature	pipes by pressure
tie rod entry diameter	17,5
Steering side	Left-hand drive vehicle
Manufacturer	TRW

**13403**

**OE numbers**

 82450573  
 46456740  
 60653457  
 60655544  
 71 722 444  
 71722512  
 71722520  
 71783195  
 71711951

connector type, piston rod entry	rack
screw measure	M12x1,5/M14x1,5
tie rod entry teeth number	54
Manufacturer	TRW
tie rod entrance height	45
screw passing, tie end	M14
Steering side	Left-hand drive vehicle
tie rod entry diameter	17,7

**DELTA I (831AB0)**
**1979 - 1992**
**14232**


Operating mode	Manual
Steering type	Steering rack
tie rod entry teeth number	17
tie rod entry diameter	14
connector type, piston rod entry	rack
Length (mm)	1025
tie rod entrance height	124
screw passing, tie end	12

**13464**

**OE numbers**

 82422082  
 37502167  
 82425697

Steering type	Steering rack
Operating mode	hydraulic
tie rod entry diameter	17,6
Steering side	Left-hand drive vehicle
connector type, piston rod entry	rack
Length (mm)	1020
screw measure	M12x1,5 / M14x1,5
Manufacturer	TRW

**13464A**
**OE numbers**

 82456823  
 82419670

tie rod entry teeth number	54
Manufacturer	TRW
tie rod entrance height	45
screw measure	M14x1,5 / M12x1,5
connector type, piston rod entry	rack
Feature	No = 13464
tie rod entry diameter	17,5
Operating mode	hydraulic

**LANCIA**
**DELTA II (836)**
**1993 - 1999**
**13409**

**OE numbers**

 71722516  
 60653459  
 60653458  
 60809773  
 71783189  
 60540725  
 60653457  
 60619751  
 60627128

connector type, piston rod entry	rack
Manufacturer	TRW
tie rod entrance height	44,2
tie rod entry teeth number	54
screw measure	M12x1,5/M14x1,5
screw passing, tie end	M12
Steering side	Left-hand drive vehicle
tie rod entry diameter	17,6

**14232**


Operating mode	Manual
Steering type	Steering rack
tie rod entry teeth number	17
tie rod entry diameter	14
connector type, piston rod entry	rack
Length (mm)	1025
tie rod entrance height	124
screw passing, tie end	12

**13970**

**OE numbers**

7730557

tie rod entrance height	51,6
screw passing, tie end	M12
Manufacturer	TRW
screw measure	M12x1,5 / M14x1,5
tie rod entry teeth number	56
Steering side	Left-hand drive vehicle
connector type, piston rod entry	rack
tie rod entry diameter	17,5

**13462**

**OE numbers**

 15001022  
 71783195  
 71722516  
 60653459  
 60653458  
 60653457  
 60619751  
 60 809 773

Steering type	Steering rack
Operating mode	hydraulic
Feature	pipes by pressure
Steering side	Left-hand drive vehicle
Manufacturer	TRW
tie rod entrance height	47

**13442**

**OE numbers**

 71783196  
 82472684  
 7776780  
 7772652  
 7665182  
 7648759  
 76446303  
 7600441  
 76 487 58

Steering type	Steering rack
Operating mode	hydraulic
Length (mm)	1110
tie rod entry diameter	17,5
Steering side	Left-hand drive vehicle
tie end lenght [mm]	270
screw measure	M12x1,5/M14x1,5
Manufacturer	TRW

**13406**

**OE numbers**

 71722430  
 71 722 482  
 7776780  
 7772652  
 7648759  
 76446303  
 76 487 58  
 71783196  
 46446303

screw passing, tie end	12
Steering type	Steering rack
Feature	= refs.13402 y 13460
Length (mm)	1110
Operating mode	hydraulic
tie rod entry diameter	17,5
Steering side	Left-hand drive vehicle
Manufacturer	TRW

**LANCIA**
**13402**

**OE numbers**

 71722428  
 15000741  
 71783196  
 7776780  
 7772652  
 7648759  
 76 487 58  
 71722430  
 46446303

Steering type	Steering rack
screw passing, tie end	12
Feature	= refs.13406 y 13460
Operating mode	hydraulic
Length (mm)	1110
tie rod entry diameter	17,7
Steering side	Left-hand drive vehicle
Manufacturer	TRW

**13460**

**OE numbers**

 71783196  
 76 487 58  
 76446303  
 7648759  
 7772652  
 7776780  
 71722430  
 46749764  
 71711950

Steering type	Steering rack
Feature	= refs.13406 y 13402
Operating mode	hydraulic
Length (mm)	1110
Feature	pipes by pressure
tie rod entry diameter	17,5
Steering side	Left-hand drive vehicle
Manufacturer	TRW

**KAPPA (838A)**
**1994 - 2001**
**13630**

**OE numbers**

 82488238  
 71723099  
 82488239  
 60655482  
 71722554  
 15000833  
 150008333

tie rod entry diameter	17,5
tie end lenght [mm]	275
Operating mode	hydraulic
Steering type	Steering rack
connector type, piston rod entry	rack
Steering side	Left-hand drive vehicle
tie rod entrance height	60
Manufacturer	TRW

**13632**

**OE numbers**

 82487766  
 82487767  
 71722550  
 71722432  
 7784862

tie rod entry diameter	17,5
Equipment	with servotronic
tie end lenght [mm]	275
Operating mode	hydraulic
Steering type	Steering rack
connector type, piston rod entry	rack
tie rod entrance height	35
Steering side	Left-hand drive vehicle

**PHEDRA (179)**
**2002 - 2010**
**13531**

**OE numbers**

 4000GQ  
 71722574  
 71722572  
 71791345  
 4000PW  
 4000JF  
 1489732080  
 1356323080  
 1348591080

model support ID	ø15mm
tie rod entry diameter	18,6
Steering side	Left-hand drive vehicle
Equipment	with servotronic
Steering type	Steering rack
Length (mm)	1330
screw measure	M16x1,5 / M18x1,5
tie rod entrance height	45



**LANCIA**
**13981**

**OE numbers**

 7832974167  
 4000.TH  
 4000TF  
 4000R8  
 1400931480  
 1401381380  
 7832974210

Feature	pipes by pressure
tie rod entry diameter	18,5
Length (mm)	1305
Steering type	Steering rack
Operating mode	hydraulic
Steering side	Left-hand drive vehicle
tie rod entrance height	39
connector type, piston rod entry	without teeth

**PRISMA (831AB0)**
**1983 - 1992**
**13464**

**OE numbers**

 82422082  
 37502167  
 82425697

Steering type	Steering rack
Operating mode	hydraulic
tie rod entry diameter	17,6
Steering side	Left-hand drive vehicle
connector type, piston rod entry	rack
Length (mm)	1020
screw measure	M12x1,5 / M14x1,5
Manufacturer	TRW

**13464A**
**OE numbers**

 82456823  
 82419670

tie rod entry teeth number	54
Manufacturer	TRW
tie rod entrance height	45
screw measure	M14x1,5 / M12x1,5
connector type, piston rod entry	rack
Feature	No = 13464
tie rod entry diameter	17,5
Operating mode	hydraulic

**THEMA (834)**
**1984 - 1994**
**13441**

**OE numbers**

 82452738  
 37502141  
 60554935  
 60591513  
 60591514  
 82 480 948  
 82421734  
 82437269

Manufacturer	TRW
tie rod entrance height	67,7
screw passing, tie end	M14
screw measure	M12x1,5/M14x1,5
tie rod entry teeth number	60
connector type, piston rod entry	rack
Steering side	Left-hand drive vehicle
tie rod entry diameter	17,5

**13631**

**OE numbers**

 82416894  
 82437272  
 82438939  
 82438940

Length (mm)	1080
Manufacturer	TRW
tie rod entry teeth number	56
screw measure	M14x1,5 / M14x1,5
Steering side	Left-hand drive vehicle
tie rod entrance height	35,5
connector type, piston rod entry	rack
Steering type	Steering rack

**LANCIA**
**Y (840A)**
**1995 - 2003**
**13439**

**OE numbers**

46480618  
7772954  
7772950  
71783143  
71722468  
71722440  
71 722 474  
71 722 472  
71 722 470

screw passing, tie end	M12
tie rod entry teeth number	54
Manufacturer	TRW
screw measure	M12x1,5/M14x1,5
tie rod entrance height	57,5
Length (mm)	1035
connector type, piston rod entry	rack
Steering side	Left-hand drive vehicle

**Y10 (156)**
**1985 - 1993**
**14233**

**OE numbers**

7616261

Steering type	Steering rack
Operating mode	Manual

**YPSILON (843)**
**2003 - 2011**
**14333**

**OE numbers**

51706041  
51706968

Length (mm)	1030
Operating mode	electric
Steering type	Steering rack

**ZETA (220)**
**1995 - 2002**
**13427**

**OE numbers**

1312577080  
71722563  
71 722 564  
71 722 562  
400134  
4001.28  
4001.26  
15000947  
15000831

Steering type	Steering rack
Operating mode	hydraulic
screw measure	M16x1,5/M18x1,5
Length (mm)	1295
Remarks	M14
tie rod entry diameter	18,6
Steering side	Left-hand drive vehicle
connector type, piston rod entry	without teeth

**LANCIA**
**DISCOVERY III (TAA)**
**2004 - 2009**
**13657**

**OE numbers**

 QEB500260  
 QEB500285  
 QEB500280  
 QEB500280E

Manufacturer	TRW
tie rod entry teeth number	36
connector type, piston rod entry	rack
Steering side	Left-hand drive vehicle
Operating mode	hydraulic
Length (mm)	1290
Steering type	Steering rack
screw measure	M18x1,5 / M16x1,5

**FREELANDER (LN)**
**1998 - 2006**
**13656**

**OE numbers**

 ANR5729  
 QAB102370  
 QAB102371  
 QAB102371E  
 QAB000313

Length (mm)	905
screw measure	M14x1,5 / M16x1,5
tie rod entry diameter	17,5
Operating mode	hydraulic
Steering type	Steering rack
Steering side	Left-hand drive vehicle
connector type, piston rod entry	rack
tie rod entry teeth number	36

**RANGE ROVER III (LM)**
**2002 -**
**13655**

**OE numbers**

 7852993996  
 QEB000051  
 QEB000052  
 QEB000052E  
 7852993235  
 6756790

screw measure	M14x1,5 / M16x1,5
tie rod entry teeth number	54
connector type, piston rod entry	rack
tie rod entrance height	40
Steering side	Left-hand drive vehicle
Steering type	Steering rack
Operating mode	hydraulic
tie end length [mm]	230

**RANGE ROVER SPORT (LS)**
**2005 -**
**131048**

**OE numbers**

 LR 005937  
 QEB 500424  
 QEB 500425  
 QEB 500426  
 QEB 500427  
 QEB500427  
 QEB500620  
 QEB500640  
 LR019434

tie rod entry diameter	18
Feature	pipes by pressure
connector type, piston rod entry	conical
Equipment	with servotronic
screw passing, tie end	14
Length (mm)	1400
Manufacturer	ZF
Operating mode	hydraulic

**LANDROVER**
**121 III (JASM, JBSM)**
**1996 - 2003**
**13459**

**OE numbers**

F8RC3200JA  
40 882 55  
YS6C-3200-DA  
XS6C-3200 -BA  
RYS6J-3503-DA  
F8RC-3200-JA  
F7RC-3200 VA  
RYS6J3503FA  
4046331

Feature	Flat pinion
tie rod entrance height	40
Manufacturer	TRW
screw measure	M16x1,5/M16x1,5
connector type, piston rod entry	conical
Steering side	Left-hand drive vehicle
tie rod entry diameter	18,5
Operating mode	hydraulic

**2 (DY)**
**2003 -**
**13957**

**OE numbers**

2S61-3200-KR  
2S61-3200-MC  
2S61-3200-PA  
2S61-3200-PB  
2S61-3200-PC  
2S61-3200-PD  
5S61-3200-AB  
5S61-3200-AC  
5S61-3200-CA

connector type, piston rod entry	conical
Feature	2,75vueltas sinfin
tie end lenght [mm]	275
Feature	pipes by pressure
tie rod entry diameter	18,5
Steering type	Steering rack
Operating mode	hydraulic
tie rod entrance height	65,2

**13994**

**OE numbers**

4397223  
2N1C3200AC  
4452242  
2N1C3200AD  
4472936  
2N1C3200AE  
1207455  
2N113200AC  
2N113200AE

Steering type	Steering rack
Operating mode	hydraulic
connector type, piston rod entry	conical
tie end lenght [mm]	275
Feature	pipes by pressure
tie rod entry diameter	18,5
Steering side	Left-hand drive vehicle
tie rod entrance height	70

**3 (BK)**
**2003 - 2009**
**13969**

**OE numbers**

BP6L32110

screw measure	M14x1,5 / M16x1,5
tie rod entrance height	109
Steering type	Steering rack
Operating mode	hydraulic
Length (mm)	1285
tie rod entry diameter	18,1
connector type, piston rod entry	without teeth
Steering side	Left-hand drive vehicle

**3 Sedán (BK)**
**2000 - 2009**
**13969**

**OE numbers**

BP6L32110

screw measure	M14x1,5 / M16x1,5
tie rod entrance height	109
Steering type	Steering rack
Operating mode	hydraulic
Length (mm)	1285
tie rod entry diameter	18,1
connector type, piston rod entry	without teeth
Steering side	Left-hand drive vehicle

**MAZDA**
**323 C IV (BG)**
**1989 - 1994**
**13547**

**OE numbers**

 NG1N32110  
 BG1N32110  
 395832110B  
 BF6932110D  
 BR7132110C  
 BR7132110L

screw measure	M16x1,5 / M16x1,5
Steering type	Steering rack
tie rod entry diameter	17,5
tie rod entry teeth number	36
connector type, piston rod entry	rack
Steering side	Left-hand drive vehicle
tie rod entrance height	32,2
Length (mm)	1225

**323 C V (BA)**
**1994 - 1998**
**13554**

**OE numbers**

 BR7132110B  
 BF6932110D  
 NG1N32110  
 BG1N32110  
 BG1N32110A  
 BR7132110L

Operating mode	hydraulic
Length (mm)	1200
Steering side	Left-hand drive vehicle
connector type, piston rod entry	rack
tie end length [mm]	335
tie rod entry teeth number	36
tie rod entrance height	38
screw measure	M16x1,5 / M16x1,5

**323 F IV (BG)**
**1989 - 1994**
**13547**

**OE numbers**

 NG1N32110  
 BG1N32110  
 395832110B  
 BF6932110D  
 BR7132110C  
 BR7132110L

screw measure	M16x1,5 / M16x1,5
Steering type	Steering rack
tie rod entry diameter	17,5
tie rod entry teeth number	36
connector type, piston rod entry	rack
Steering side	Left-hand drive vehicle
tie rod entrance height	32,2
Length (mm)	1225

**323 F V (BA)**
**1994 - 1998**
**13554**

**OE numbers**

 BR7132110B  
 BF6932110D  
 NG1N32110  
 BG1N32110  
 BG1N32110A  
 BR7132110L

Operating mode	hydraulic
Length (mm)	1200
Steering side	Left-hand drive vehicle
connector type, piston rod entry	rack
tie end length [mm]	335
tie rod entry teeth number	36
tie rod entrance height	38
screw measure	M16x1,5 / M16x1,5

**323 F VI (BJ)**
**1998 - 2004**
**13546**

**OE numbers**

 BJ3D8702378  
 BJ3D8601596  
 BJ3D32110C  
 BJ3D32110B  
 BH4C32110A  
 BJ3D32110G  
 BJ3D32110E  
 BJ3D32110A  
 BJ3D32BJ0E

Operating mode	hydraulic
Length (mm)	1195
tie rod entrance height	36
connector type, piston rod entry	rack
Steering side	Left-hand drive vehicle
tie end length [mm]	305
tie rod entry teeth number	36
Steering type	Steering rack

**MAZDA**
**323 P V (BA)**
**1996 -**
**13554**

**OE numbers**

 BR7132110B  
 BF6932110D  
 NG1N32110  
 BG1N32110  
 BG1N32110A  
 BR7132110L

Operating mode	hydraulic
Length (mm)	1200
Steering side	Left-hand drive vehicle
connector type, piston rod entry	rack
tie end length [mm]	335
tie rod entry teeth number	36
tie rod entrance height	38
screw measure	M16x1,5 / M16x1,5

**323 S IV (BG)**
**1989 - 1994**
**13547**

**OE numbers**

 NG1N32110  
 BG1N32110  
 395832110B  
 BF6932110D  
 BR7132110C  
 BR7132110L

screw measure	M16x1,5 / M16x1,5
Steering type	Steering rack
tie rod entry diameter	17,5
tie rod entry teeth number	36
connector type, piston rod entry	rack
Steering side	Left-hand drive vehicle
tie rod entrance height	32,2
Length (mm)	1225

**323 S V (BA)**
**1994 - 1998**
**13554**

**OE numbers**

 BR7132110B  
 BF6932110D  
 NG1N32110  
 BG1N32110  
 BG1N32110A  
 BR7132110L

Operating mode	hydraulic
Length (mm)	1200
Steering side	Left-hand drive vehicle
connector type, piston rod entry	rack
tie end length [mm]	335
tie rod entry teeth number	36
tie rod entrance height	38
screw measure	M16x1,5 / M16x1,5

**323 S VI (BJ)**
**1998 - 2004**
**13546**

**OE numbers**

 BJ3D8702378  
 BJ3D8601596  
 BJ3D32110C  
 BJ3D32110B  
 BH4C32110A  
 BJ3D32110G  
 BJ3D32110E  
 BJ3D32110A  
 BJ3D32BJ0E

Operating mode	hydraulic
Length (mm)	1195
tie rod entrance height	36
connector type, piston rod entry	rack
Steering side	Left-hand drive vehicle
tie end length [mm]	305
tie rod entry teeth number	36
Steering type	Steering rack

**6 (GG)**
**2002 - 2007**
**13964**

**OE numbers**

 GJ6E32110C  
 GJ6E32110E  
 5230112  
 JTGJ6A  
 GJ6A32110E  
 GR1A32110B

tie rod entrance height	61
tie rod entry teeth number	36
connector type, piston rod entry	rack
Steering side	Left-hand drive vehicle
tie rod entry diameter	17,5
screw passing, tie end	14
Operating mode	hydraulic
Steering type	Steering rack



**MAZDA**
**626 III Coupe (GD)**
**1987 - 1992**
**131006**

**OE numbers**

 3929159  
 F42Z3504CX  
 3789261  
 GB6P32110D  
 GB0H-32-110E  
 GB0H-32-110J  
 GB0H-32-110C  
 GA2A-32-110J  
 GA2A-32-110G

screw measure	M16x1,5/M16x1,5
tie rod entry diameter	17,3
connector type, piston rod entry	rack
Operating mode	hydraulic
tie rod entrance height	80
Remarks	Support 50 mm
tie rod entry teeth number	36
Steering type	Steering rack

**13467**

**OE numbers**

 GBOH32110J  
 GE2A32110J

Remarks	Support 46 mm
connector type, piston rod entry	rack
tie rod entrance height	37,7
tie rod entry teeth number	36
tie rod entry diameter	15,7
screw measure	M16x1,5 / M16x1,5
Steering side	Left-hand drive vehicle
Operating mode	hydraulic

**13550**

**OE numbers**

 3501373  
 GA2A32110N  
 GBOH32110J  
 GE2A32110J  
 GKG791108

Operating mode	hydraulic
Length (mm)	1155
Steering side	Left-hand drive vehicle
tie rod entrance height	30
connector type, piston rod entry	rack
tie rod entry teeth number	36
Manufacturer	TRW
tie rod entry diameter	17,5

**626 IV (GE)**
**1992 - 1997**
**13467**

**OE numbers**

 GBOH32110J  
 GE2A32110J

Remarks	Support 46 mm
connector type, piston rod entry	rack
tie rod entrance height	37,7
tie rod entry teeth number	36
tie rod entry diameter	15,7
screw measure	M16x1,5 / M16x1,5
Steering side	Left-hand drive vehicle
Operating mode	hydraulic

**131006**

**OE numbers**

 3929159  
 F42Z3504CX  
 3789261  
 GB6P32110D  
 GB0H-32-110E  
 GB0H-32-110J  
 GB0H-32-110C  
 GA2A-32-110J  
 GA2A-32-110G

screw measure	M16x1,5/M16x1,5
tie rod entry diameter	17,3
connector type, piston rod entry	rack
Operating mode	hydraulic
tie rod entrance height	80
Remarks	Support 50 mm
tie rod entry teeth number	36
Steering type	Steering rack

**MAZDA**
**626 V (GF)**
**1997 - 2002**
**13551**

**OE numbers**

 GE4T32110F  
 61GE4T90412  
 GE4T32110E  
 GJ1L32110A  
 GE4T-32-110G

Steering type	Steering rack
screw measure	M16x1,5 / M16x1,5
tie rod entry diameter	17,2
tie rod entry teeth number	36
connector type, piston rod entry	rack
tie rod entrance height	36
Steering side	Left-hand drive vehicle
Length (mm)	1190

**MX-5 I (NA)**
**1990 - 1998**
**131121**
**OE numbers**

 NB3832110B  
 NA0232110

Steering type	Steering rack
Length (mm)	1220
screw passing, tie end	12
Operating mode	hydraulic
tie rod entry diameter	13,8
connector type, piston rod entry	rack
tie rod entry teeth number	36
tie rod entrance height	46

**MX-6 (GE)**
**1992 - 1997**
**131044**


connector type, piston rod entry	rack
tie rod entrance height	27
Manufacturer	NSK
tie rod entry diameter	17
screw passing, tie end	14
tie rod entry teeth number	36
tie end length [mm]	300
Operating mode	hydraulic

**MAZDA**
**A-CLASS (W168)**
**1997 - 2004**
**131040**
**OE numbers**

 168 460 1600/80  
 1684601700  
 1684601000  
 1684610501

connector type, piston rod entry	rack
tie rod entry diameter	17,7
screw measure	M16x1,5/M18x1,5
tie rod entry teeth number	54
Manufacturer	ZF
Operating mode	hydraulic
tie rod entrance height	39
tie end lenght [mm]	325

**131110**
**OE numbers**

 A1684510501  
 A1684610401  
 1684601600

connector type, piston rod entry	rack
tie rod entrance height	39
Manufacturer	ZF
tie rod entry teeth number	54
tie rod entry diameter	17,7
screw measure	M16x1,5/M18x1,5
screw passing, tie end	14
Steering type	Steering rack

**13752**
**OE numbers**

 7701349945  
 7701351194  
 7701351290  
 711106218  
 7701349741  
 7701349803  
 7711106218  
 1684601200


Length (mm)	1130
screw passing, tie end	12
Steering type	Steering rack
screw measure	M16x1,5 / M18x1,5
Operating mode	hydraulic
Feature	No = 13757
tie rod entry diameter	17,7
tie end lenght [mm]	195

**13757**
**OE numbers**

 168 460 35 00  
 168 460 20 00  
 A1684610401  
 A1684510501  
 1684601200


Length (mm)	1130
Steering type	Steering rack
screw passing, tie end	14
Operating mode	hydraulic
screw measure	M16x1,5 / M18x1,5
tie end lenght [mm]	195
Feature	No = 13752
tie rod entry diameter	17,5

**A-CLASS (W169)**
**2004 - 2012**
**131092**
**OE numbers**

 169460070080  
 1694600700  
 16946017000


Operating mode	Electronic
Manufacturer	KOYO
Steering type	Steering rack

**MERCEDES**
**B-CLASS (W245)**
**2005 - 2011**
**131092**

**OE numbers**

 169460070080  
 1694600700  
 16946017000

Operating mode	Electronic
Manufacturer	KOYO
Steering type	Steering rack

**C CLASS (W204)**
**2007 -**
**131050**

**OE numbers**

 2044600600  
 204 460 43 00  
 204 460 53 00  
 2044604900  
 2044606300

Feature	pipes by pressure
tie rod entry diameter	17,5
tie end lenght [mm]	260
connector type, piston rod entry	rack
screw passing, tie end	14
Operating mode	hydraulic
Manufacturer	ZF
tie rod entry teeth number	54

**C-CLASS (W203)**
**2000 - 2007**
**13756**

**OE numbers**

 A20311011002  
 203460110080  
 2034601100  
 2034603300  
 A203460110080  
 A20311051001  
 1634600525  
 7852974589  
 2034605300

Length (mm)	1125
Steering type	Steering rack
Operating mode	hydraulic
tie rod entrance height	28
tie rod entry diameter	17,6
Feature	pipes by pressure
connector type, piston rod entry	rack
Steering side	Left-hand drive vehicle

**13756S**

**OE numbers**

 203 460 52 00  
 2034601300  
 2034603500  
 A203460330080

tie rod entry teeth number	54
Steering side	Left-hand drive vehicle
connector type, piston rod entry	rack
tie rod entry diameter	17,6
Feature	pipes by pressure
tie rod entrance height	28
Equipment	with servotronic
Operating mode	hydraulic

**CLK (C209)**
**2002 - 2009**
**13756S**

**OE numbers**

 203 460 52 00  
 2034601300  
 2034603500  
 A203460330080

tie rod entry teeth number	54
Steering side	Left-hand drive vehicle
connector type, piston rod entry	rack
tie rod entry diameter	17,6
Feature	pipes by pressure
tie rod entrance height	28
Equipment	with servotronic
Operating mode	hydraulic

**MERCEDES**
**E-CLASS (W210)**
**1995 - 2002**
**13754**


**OE numbers**  
 210 460 2884  
 210 460 24 00/80  
 2104603100  
 A2104611101  
 210 460 44 00  
 210 460 21 00  
 2104603000  
 210 460 4200  
 210 460 24 00

screw measure	M14x1,5 / M16x1,5
Manufacturer	ZF
Length (mm)	1155
Steering type	Steering rack
Operating mode	hydraulic
tie rod entry diameter	17,8
tie end length [mm]	245
connector type, piston rod entry	rack

**13754S**


**OE numbers**  
 2104601400  
 2104602200  
 2104602500  
 210 460 43 00  
 2104604500  
 2104603100  
 210460250080  
 A210460250080  
 210460450080

tie rod entry teeth number	54
tie rod entrance height	64
Steering side	Left-hand drive vehicle
connector type, piston rod entry	rack
tie end length [mm]	245
Equipment	with servotronic
tie rod entry diameter	17,8
Operating mode	hydraulic

**131068**


**OE numbers**  
 2104602900  
 2104603900  
 A2104603900  
 A2104602900  
 2104602984  
 A2104602500  
 A2104603100  
 A2104602084  
 A2104604300

screw measure	M14x1,5/M16x1,5
Operating mode	hydraulic
Length (mm)	1085
Steering type	Steering rack
tie end length [mm]	210
connector type, piston rod entry	rack
tie rod entry diameter	17,8
screw passing, tie end	14

**E-CLASS (W211)**
**2002 - 2008**
**13759**


**OE numbers**  
 211460180080  
 2114601800  
 2114604400  
 2114604300  
 2114603200  
 2114602400  
 A211 460 180080  
 P8671245  
 P8638618

Steering type	Steering rack
Operating mode	hydraulic
Feature	pipes by pressure
tie rod entry diameter	17,8
Steering side	Left-hand drive vehicle
tie rod entrance height	37,5
connector type, piston rod entry	rack
tie rod entry teeth number	60

**13759S**


**OE numbers**  
 211 460 20 00  
 211 460 35 00  
 2114601800  
 A211460240080  
 2114602100  
 2194601100  
 2194601000  
 2194600600  
 2194600800

Length (mm)	1130
tie rod entry teeth number	60
connector type, piston rod entry	rack
tie rod entrance height	37,5
Steering side	Left-hand drive vehicle
tie rod entry diameter	17,8
Feature	pipes by pressure
Equipment	with servotronic

**MERCEDES**
**M-CLASS (W163)**
**1998 - 2005**
**13762**

**OE numbers**

 1634600625  
 163460062580  
 A 163 460 06 25 80

Steering type	Steering rack
Operating mode	hydraulic
screw measure	M16x1,5 / M18x1,5
screw passing, tie end	18
tie rod entry diameter	17,5
Steering side	Left-hand drive vehicle
connector type, piston rod entry	rack
tie rod entrance height	41,3

**13755**

**OE numbers**

 A164 460 0625  
 A163 460 0225  
 163 460 02 25  
 163 460 06 25  
 1634600725  
 163460022580  
 163460072580  
 7852974338  
 1634600225

screw measure	M14x1,5 / M16x1,5
Manufacturer	ZF
Steering type	Steering rack
Operating mode	hydraulic
tie rod entry diameter	17,6
connector type, piston rod entry	rack
Steering side	Left-hand drive vehicle
Length (mm)	1035

**13755S**

**OE numbers**

 1634600925  
 7852993204

tie rod entrance height	46,6
tie rod entry teeth number	54
Length (mm)	1035
Steering side	Left-hand drive vehicle
connector type, piston rod entry	rack
tie rod entry diameter	17,6
Equipment	with servotronic
Operating mode	hydraulic

**M-CLASS (W164)**
**2005 - 2009**
**13993**

**OE numbers**

 1644600500  
 164460050080  
 A164460050080  
 1644600125  
 1644600100  
 164460010080  
 A164460010080

Steering type	Steering rack
Operating mode	hydraulic
Feature	pipes by pressure
tie rod entry diameter	17,7
tie rod entrance height	64
Steering side	Left-hand drive vehicle
connector type, piston rod entry	rack
tie rod entry teeth number	54

**13993S**

**OE numbers**

 164 460 03 00  
 1644600225  
 1644600325  
 A164460050080

Steering side	Left-hand drive vehicle
Equipment	with servotronic
Operating mode	hydraulic
Steering type	Steering rack



**MERCEDES**
**S-CLASS (W220)**
**1998 - 2005**
**13753**

**OE numbers**

 220 460 2500 80  
 220 460 0800 80  
 2204600800  
 2204600601  
 2204602800  
 2204602500

tie rod entry teeth number	60
Steering side	Left-hand drive vehicle
connector type, piston rod entry	rack
Equipment	with servotronic
tie end lenght [mm]	240
tie rod entrance height	27,2
tie rod entry diameter	17,6
Operating mode	hydraulic

**S-CLASS Coupe (C215)**
**1999 - 2006**
**13753**

**OE numbers**

 220 460 2500 80  
 220 460 0800 80  
 2204600800  
 2204600601  
 2204602800  
 2204602500

tie rod entry teeth number	60
Steering side	Left-hand drive vehicle
connector type, piston rod entry	rack
Equipment	with servotronic
tie end lenght [mm]	240
tie rod entrance height	27,2
tie rod entry diameter	17,6
Operating mode	hydraulic

**SPRINTER 2-t Furgón (901, 902)**
**1995 - 2006**
**13750**

**OE numbers**

 9014600800  
 9014602700  
 901 460 08 00  
 901 460 08 00/80  
 901 460 32 00  
 9014610401  
 9014611401  
 2D1422005C  
 A901460430080

screw measure	M14x1,5 / M16x1,5
Steering type	Steering rack
Operating mode	hydraulic
Length (mm)	1470
tie rod entry diameter	17,5
tie end lenght [mm]	385
connector type, piston rod entry	rack
Steering side	Left-hand drive vehicle

**SPRINTER 3,5-t Furgón (906)**
**2006 -**
**13979**

**OE numbers**

 A906 460 0400  
 A906 460 0200  
 906460040080  
 2E1419061X  
 2E1422055B  
 2E1422055BX  
 9064600200  
 906460020080  
 9064600400

Steering side	Left-hand drive vehicle
connector type, piston rod entry	rack
tie rod entrance height	58
tie rod entry teeth number	54
Feature	pipes by pressure
tie rod entry diameter	17,5
Operating mode	hydraulic
Steering type	Steering rack

**SPRINTER 3-t Furgón (903)**
**1995 - 2006**
**13750**

**OE numbers**

 9014600800  
 9014602700  
 901 460 08 00  
 901 460 08 00/80  
 901 460 32 00  
 9014610401  
 9014611401  
 2D1422005C  
 A901460430080

screw measure	M14x1,5 / M16x1,5
Steering type	Steering rack
Operating mode	hydraulic
Length (mm)	1470
tie rod entry diameter	17,5
tie end lenght [mm]	385
connector type, piston rod entry	rack
Steering side	Left-hand drive vehicle

**MERCEDES**
**SPRINTER 3-t Furgón (906)**
**2006 -**
**13979**

**OE numbers**

A906 460 0400  
A906 460 0200  
906460040080  
2E1419061X  
2E1422055B  
2E1422055BX  
9064600200  
906460020080  
9064600400

Steering side	Left-hand drive vehicle
connector type, piston rod entry	rack
tie rod entrance height	58
tie rod entry teeth number	54
Feature	pipes by pressure
tie rod entry diameter	17,5
Operating mode	hydraulic
Steering type	Steering rack

**SPRINTER 4-t Furgón (904)**
**1996 - 2006**
**13750**

**OE numbers**

9014600800  
9014602700  
901 460 08 00  
901 460 08 00/80  
901 460 32 00  
9014610401  
9014611401  
2D1422005C  
A901460430080

screw measure	M14x1,5 / M16x1,5
Steering type	Steering rack
Operating mode	hydraulic
Length (mm)	1470
tie rod entry diameter	17,5
tie end length [mm]	385
connector type, piston rod entry	rack
Steering side	Left-hand drive vehicle

**SPRINTER 5-t Furgón (906)**
**2006 -**
**13979**

**OE numbers**

A906 460 0400  
A906 460 0200  
906460040080  
2E1419061X  
2E1422055B  
2E1422055BX  
9064600200  
906460020080  
9064600400

Steering side	Left-hand drive vehicle
connector type, piston rod entry	rack
tie rod entrance height	58
tie rod entry teeth number	54
Feature	pipes by pressure
tie rod entry diameter	17,5
Operating mode	hydraulic
Steering type	Steering rack

**SPRINTER Caja/Chasis**
**2001 -**
**131117**
**OE numbers**

905 460 0100  
9044600000  
904460000080

Steering type	Steering rack
Operating mode	hydraulic
Length (mm)	1460
tie rod entry diameter	17,6
connector type, piston rod entry	rack
screw measure	M14x1,5 / M16x1,5
tie rod entrance height	70

**VANEO (414)**
**2002 - 2005**
**131039**

**OE numbers**

4144600400

Steering type	Steering rack
Length (mm)	1130
tie rod entrance height	37,6
Operating mode	hydraulic
Manufacturer	ZF
screw passing, tie end	M14
tie rod entry teeth number	54
screw measure	M16x1,5/M18x1,5

**MERCEDES**
**V-CLASS (638/2)**
**1996 - 2003**
**13751**


**OE numbers**  
 6384602100  
 6384603000  
 638 460 06 00  
 6384611101  
 638 460 29 00  
 638 460 06 00/80

tie rod entrance height	65
tie rod entry teeth number	54
Steering side	Left-hand drive vehicle
connector type, piston rod entry	rack
tie end lenght [mm]	340
tie rod entry diameter	17,4
Operating mode	hydraulic
Steering type	Steering rack

**VIANO (W639)**
**2003 -**
**13758**


**OE numbers**  
 6394602000  
 6394601600  
 6394602400  
 6394600100  
 6394601000  
 6394601200

tie rod entry teeth number	54
tie rod entrance height	59
Steering side	Left-hand drive vehicle
connector type, piston rod entry	rack
tie rod entry diameter	17,7
Feature	pipes by pressure
tie end lenght [mm]	285
Operating mode	hydraulic

**VITO Bus (W639)**
**2003 -**
**13758**


**OE numbers**  
 6394602000  
 6394601600  
 6394602400  
 6394600100  
 6394601000  
 6394601200

tie rod entry teeth number	54
tie rod entrance height	59
Steering side	Left-hand drive vehicle
connector type, piston rod entry	rack
tie rod entry diameter	17,7
Feature	pipes by pressure
tie end lenght [mm]	285
Operating mode	hydraulic

**VITO Furgón (638)**
**1997 - 2003**
**13751**


**OE numbers**  
 6384602100  
 6384603000  
 638 460 06 00  
 6384611101  
 638 460 29 00  
 638 460 06 00/80

tie rod entrance height	65
tie rod entry teeth number	54
Steering side	Left-hand drive vehicle
connector type, piston rod entry	rack
tie end lenght [mm]	340
tie rod entry diameter	17,4
Operating mode	hydraulic
Steering type	Steering rack

**MERCEDES**
**MAESTRO**
**1983 - 1990**
**13520**

**OE numbers**

 GSR1166  
 GSR1167  
 NAM9115  
 GSR3348

Operating mode	hydraulic
Length (mm)	1265
connector type, piston rod entry	rack
tie rod entry teeth number	48
Manufacturer	TRW
tie rod entrance height	61
screw measure	M14x1,5 / M16x1,5
Steering type	Steering rack

**MG ZR**
**2001 - 2005**
**13521**

**OE numbers**

 GSR1201  
 QAB102970  
 QAB102971  
 QEB000310  
 QAB000210

Steering side	Left-hand drive vehicle
Feature	No = 13967
Steering type	Steering rack
tie rod entry diameter	17,4
screw measure	M12x1,5 / M14x1,5
connector type, piston rod entry	rack
tie rod entrance height	33,5
tie end length [mm]	305

**13967**

**OE numbers**

 QEB000410  
 QEB000110

screw measure	M14x1,5 / M16x1,5
Steering type	Steering rack
Operating mode	hydraulic
tie rod entry diameter	17,5
Feature	No = 13521
Steering side	Left-hand drive vehicle
connector type, piston rod entry	rack
tie rod entry teeth number	36

**MG**
**MINI (R50, R53)**
**2001 - 2006**
**13781**

**OE numbers**

 6 770 667  
 32136770667  
 32136777524  
 32136770661  
 32136764158  
 32136764156  
 32136762171  
 32136758205  
 32136754433

Steering type	Steering rack
Operating mode	hydraulic
Feature	pipes by pressure
tie end lenght [mm]	180
Steering side	Left-hand drive vehicle
Manufacturer	ZF
Length (mm)	985

**MINI (R56)**
**2006 -**
**13781**

**OE numbers**

 6 770 667  
 32136770667  
 32136777524  
 32136770661  
 32136764158  
 32136764156  
 32136762171  
 32136758205  
 32136754433

Steering type	Steering rack
Operating mode	hydraulic
Feature	pipes by pressure
tie end lenght [mm]	180
Steering side	Left-hand drive vehicle
Manufacturer	ZF
Length (mm)	985

**MINI Descapotable (R52)**
**2004 - 2007**
**13781**

**OE numbers**

 6 770 667  
 32136770667  
 32136777524  
 32136770661  
 32136764158  
 32136764156  
 32136762171  
 32136758205  
 32136754433

Steering type	Steering rack
Operating mode	hydraulic
Feature	pipes by pressure
tie end lenght [mm]	180
Steering side	Left-hand drive vehicle
Manufacturer	ZF
Length (mm)	985

**MINI**
**3000 GT (Z16A)**
**1992 - 1999**
**13830**

**OE numbers**

 MB861224  
 MB553984

Operating mode	hydraulic
Steering type	Steering rack
tie rod entry diameter	17,5
tie rod entrance height	36
Steering side	Left-hand drive vehicle
tie rod entry teeth number	36
connector type, piston rod entry	rack
Length (mm)	1195

**CARISMA (DA\_)**
**1995 - 2006**
**131002**

**OE numbers**

 MR911364  
 9031603  
 8602080  
 8601646  
 3465183  
 3413174  
 3344583  
 30638473  
 3470365

Length (mm)	1185
Steering type	Steering rack
Operating mode	hydraulic
screw passing, tie end	M12
tie rod entrance height	39
Manufacturer	SMI
tie end length [mm]	300
Steering side	Left-hand drive vehicle

**131065**

**OE numbers**

 MR319627  
 MR911364

Manufacturer	SMI
tie rod entry teeth number	36
tie rod entry diameter	16,5
tie rod entrance height	25
connector type, piston rod entry	rack
Steering type	Steering rack
Operating mode	hydraulic
screw passing, tie end	12

**13578**

**OE numbers**

 8601646  
 8251800  
 30884426  
 30884299  
 30864664  
 30884424  
 30865610  
 30858493  
 30819099

Operating mode	hydraulic
Remarks	= 13831
Length (mm)	1185
screw passing, tie end	M12
Manufacturer	KOYO / SMI
screw measure	M14x1,5 / M16x1,5
tie end length [mm]	300
Steering side	Left-hand drive vehicle

**13831**

**OE numbers**

 MR911364  
 30638473  
 8601646  
 8602080  
 MR319627

Length (mm)	1175
Remarks	= 13578
Steering side	Left-hand drive vehicle
connector type, piston rod entry	without teeth
tie rod entry diameter	18
tie rod entrance height	25
Steering type	Steering rack
Operating mode	hydraulic



**MITSUBISHI**
**13832**

**OE numbers**

 6000022131  
 XR102489  
 MR102489

screw measure	M16x1,5 / M16x1,5
Operating mode	hydraulic
Steering type	Steering rack
tie rod entry diameter	17,5
tie rod entrance height	32
Steering side	Left-hand drive vehicle
tie rod entry teeth number	36
connector type, piston rod entry	rack

**13929**

**OE numbers**

 MR319627  
 MR911364

tie rod entrance height	21
Steering type	Steering rack
Operating mode	hydraulic
ø Inlet (mm)	16
tie rod entry diameter	16,4
screw measure	M16x1,5 / M14x1,5
ø Outlet	14
connector type, piston rod entry	rack

**131056**


connector type, piston rod entry	without teeth
tie rod entrance height	24
tie rod entry diameter	18
screw measure	M14x1,5/M16x1,5
Length (mm)	1210
screw passing, tie end	12
Steering type	Steering rack
Operating mode	hydraulic

**COLT IV (CA\_A)**
**1992 - 1996**
**13835**

**OE numbers**

 57700M2010  
 MB553151  
 MB911897

Length (mm)	1180
screw measure	M14x1,5 / M16x1,5
connector type, piston rod entry	rack
tie rod entry teeth number	36
Steering side	Left-hand drive vehicle
tie rod entrance height	25
Steering type	Steering rack
tie rod entry diameter	15,5

**COLT V (CJ\_, CP\_)**
**1995 - 2003**
**13834**

**OE numbers**

 MB911897  
 911897

tie rod entry diameter	16,6
tie rod entrance height	25
Steering side	Left-hand drive vehicle
tie rod entry teeth number	36
connector type, piston rod entry	rack
tie end length [mm]	310
screw measure	M14x1,5 / M16x1,5
Length (mm)	1200

**MITSUBISHI**
**13835**

**OE numbers**

 57700M2010  
 MB553151  
 MB911897

Length (mm)	1180
screw measure	M14x1,5 / M16x1,5
connector type, piston rod entry	rack
tie rod entry teeth number	36
Steering side	Left-hand drive vehicle
tie rod entrance height	25
Steering type	Steering rack
tie rod entry diameter	15,5

**COLT VI (Z3\_, Z2\_)**
**2004 - 2006**
**131088**


Manufacturer	KOYO
Operating mode	Electronic
Steering type	Steering rack

**ECLIPSE II (D3\_)**
**1995 - 1999**
**131072**

**OE numbers**

 MR198372  
 MR171516  
 MR455671  
 MR455283

tie rod entrance height	30
tie rod entry teeth number	36
Manufacturer	KOYO
tie rod entry diameter	16,5
screw passing, tie end	14
connector type, piston rod entry	rack
tie end length [mm]	230
Steering type	Steering rack

**GALANT IV (E3\_A)**
**1988 - 1992**
**13836**

**OE numbers**

 MR553984  
 MB501812  
 9310706  
 MB861224

Operating mode	hydraulic
tie rod entry diameter	15,8
Steering type	Steering rack
tie rod entrance height	29,5
Steering side	Left-hand drive vehicle
tie rod entry teeth number	36
connector type, piston rod entry	rack
screw measure	M14x1,5 / M16x1,5

**GALANT V (E5\_A, E7\_A, E8\_A)**
**1992 - 1996**
**13833**

**OE numbers**

 MB928955  
 MB892651  
 MB892650  
 MB871816  
 MB871650

Length (mm)	1235
screw measure	M14x1,5 / M16x1,5
connector type, piston rod entry	rack
tie rod entry teeth number	36
Steering side	Left-hand drive vehicle
tie rod entrance height	29
Steering type	Steering rack
tie rod entry diameter	15,8

**MITSUBISHI**
**GALANT VI (EA\_)**
**1996 - 2000**
**131072**

**OE numbers**

 MR198372  
 MR171516  
 MR455671  
 MR455283

tie rod entrance height	30
tie rod entry teeth number	36
Manufacturer	KOYO
tie rod entry diameter	16,5
screw passing, tie end	14
connector type, piston rod entry	rack
tie end length [mm]	230
Steering type	Steering rack

**L 200 (KB\_T, KA\_T)**
**2005 - 2009**
**131119**

Steering type	Steering rack
Operating mode	hydraulic
Length (mm)	1145
tie rod entry diameter	16,6
screw passing, tie end	16
screw measure	M16x1,5 / M18x1,5
tie rod entry teeth number	36
connector type, piston rod entry	rack

**L 400 / SPACE GEAR Bus (PD\_W, PC\_W, PA\_V, PB\_V)**
**1995 - 2000**
**131123**

Steering type	Steering rack
Length (mm)	1215
Operating mode	hydraulic
connector type, piston rod entry	rack
tie rod entry teeth number	36
Manufacturer	KOYO
screw measure	M14x1,5 / M16x1,5

**LANCER Sedán (CS\_A)**
**2004 -**
**13835**

**OE numbers**

 57700M2010  
 MB553151  
 MB911897

Length (mm)	1180
screw measure	M14x1,5 / M16x1,5
connector type, piston rod entry	rack
tie rod entry teeth number	36
Steering side	Left-hand drive vehicle
tie rod entrance height	25
Steering type	Steering rack
tie rod entry diameter	15,5

**LANCER V (CB/D\_A)**
**1992 - 1993**
**13835**

**OE numbers**

 57700M2010  
 MB553151  
 MB911897

Length (mm)	1180
screw measure	M14x1,5 / M16x1,5
connector type, piston rod entry	rack
tie rod entry teeth number	36
Steering side	Left-hand drive vehicle
tie rod entrance height	25
Steering type	Steering rack
tie rod entry diameter	15,5

**MITSUBISHI**
**LANCER VI (CK/P\_A)**
**1995 - 2003**
**13835**

**OE numbers**

 57700M2010  
 MB553151  
 MB911897

Length (mm)	1180
screw measure	M14x1,5 / M16x1,5
connector type, piston rod entry	rack
tie rod entry teeth number	36
Steering side	Left-hand drive vehicle
tie rod entrance height	25
Steering type	Steering rack
tie rod entry diameter	15,5

**MONTERO III (V60, V70)**
**2000 - 2001**
**13974**

**OE numbers**

 MR351681  
 MR374892  
 MR554233  
 MR319978

Steering type	Steering rack
Operating mode	hydraulic
Feature	pipes by pressure
connector type, piston rod entry	rack
Steering side	Left-hand drive vehicle

**MONTERO iO (H6\_W, H7\_W)**
**2000 - 2007**
**131122**
**OE numbers**

 MR374045  
 MR319767

screw measure	M14x1,5 / M16x1,5
Manufacturer	KOYO
connector type, piston rod entry	rack
tie rod entrance height	38,5
screw passing, tie end	14
Length (mm)	1300
tie rod entry diameter	16,5
Operating mode	hydraulic

**OUTLANDER II (CW\_W)**
**2007 -**
**131057**


Operating mode	hydraulic
Steering type	Steering rack
Manufacturer	HSG129A DPH
connector type, piston rod entry	rack
tie rod entry diameter	16,5
screw measure	M16x1,5/M16x1,5
screw passing, tie end	14
Length (mm)	1295

**SPACE GEAR (PD\_W, PC\_W, PB\_V, PA\_W, PA\_V)**
**1995 - 2000**
**131123**

Steering type	Steering rack
Length (mm)	1215
Operating mode	hydraulic
connector type, piston rod entry	rack
tie rod entry teeth number	36
Manufacturer	KOYO
screw measure	M14x1,5 / M16x1,5

**MITSUBISHI**
**SPACE RUNNER (N1\_W, N2\_W)**
**1991 - 1999**
**131014**
**OE numbers**

 MB892214  
 MB553760


tie rod entrance height	25
connector type, piston rod entry	rack
tie rod entry diameter	16,5
Operating mode	hydraulic
Steering side	Left/right-hand drive vehicle
Manufacturer	KOYO-SMI
tie end length [mm]	305
tie rod entry teeth number	36

**SPACE STAR (DG\_A)**
**2001 - 2004**
**131056**


connector type, piston rod entry	without teeth
tie rod entrance height	24
tie rod entry diameter	18
screw measure	M14x1,5/M16x1,5
Length (mm)	1210
screw passing, tie end	12
Steering type	Steering rack
Operating mode	hydraulic

**SPACE WAGON (D0\_V/W)**
**1984 - 1991**
**13837**
**OE numbers**

 MB288679  
 MB553571


Length (mm)	1155
screw measure	M14x1,5 / M16x1,5
connector type, piston rod entry	rack
tie rod entry teeth number	36
Steering side	Left-hand drive vehicle
Manufacturer	KOYO
tie rod entrance height	25
Steering type	Steering rack

**SPACE WAGON (N3\_W, N4\_W)**
**1991 - 1998**
**131014**
**OE numbers**

 MB892214  
 MB553760


tie rod entrance height	25
connector type, piston rod entry	rack
tie rod entry diameter	16,5
Operating mode	hydraulic
Steering side	Left/right-hand drive vehicle
Manufacturer	KOYO-SMI
tie end length [mm]	305
tie rod entry teeth number	36

**SPACE WAGON (N9\_W, N8\_W)**
**1998 - 2004**
**131130**
**OE numbers**

MR316635

Steering type	Steering rack
Length (mm)	1230
Operating mode	hydraulic
tie rod entry diameter	16,5
Manufacturer	KAYABA
connector type, piston rod entry	rack
tie rod entrance height	34,5

**MITSUBISHI**
**100 NX (B13)**
**1991 - 1994**
**13723**

**OE numbers**

 49001-73R10  
 49001-73R05  
 49001-73R00  
 49001-63C20  
 49001-63C05  
 49001-63C10  
 49001-63C00  
 49001-65C00

screw measure	M14x1,5 / M16x1,5
Length (mm)	1145
connector type, piston rod entry	rack
tie rod entry teeth number	36
tie rod entrance height	32,3
Steering side	Left-hand drive vehicle
tie end length [mm]	260
tie rod entry diameter	17,5

**200 SX (S13)**
**1988 - 1993**
**13720**

**OE numbers**

 4900149F10  
 8Y01687  
 49001Q9015  
 49001D4300  
 49001D430100  
 49001D4600

screw measure	M14x1,5 / M16x1,5
Length (mm)	1140
connector type, piston rod entry	rack
tie rod entry teeth number	36
Steering side	Left-hand drive vehicle
tie rod entrance height	28,8
tie rod entry diameter	17,3
Operating mode	hydraulic

**ALMERA I (N15)**
**1995 - 2000**
**13549**

**OE numbers**

 490011M220  
 490011M210  
 490011M210

Steering type	Steering rack
screw passing, tie end	14
Manufacturer	M2
tie rod entry diameter	17,5
screw measure	M14x1,5 / M16x1,5
screw passing, tie end	M14
tie rod entry teeth number	36
connector type, piston rod entry	rack

**13726**

**OE numbers**

 490011M210  
 49001-1M210

Steering type	Steering rack
Operating mode	hydraulic
tie rod entry diameter	17,3
tie rod entrance height	26,7
Steering side	Left-hand drive vehicle
connector type, piston rod entry	rack
tie rod entry teeth number	36
screw passing, tie end	M12

**ALMERA II (N16)**
**2000 -**
**131053**





**OE numbers**

 49001BN701  
 13003469

screw measure	M14x1,5/M16x1,5
Length (mm)	1165
screw passing, tie end	12
Steering type	Steering rack
tie rod entry teeth number	36
tie rod entrance height	29,6
Operating mode	hydraulic
Manufacturer	TRW



**NISSAN**

<b>131082</b>	<b>OE numbers</b> 6551728 49001BN01A	screw measure M14x1,5 / M16x1,5 tie rod entrance height 30 tie rod entry teeth number 36 connector type, piston rod entry rack tie end lenght [mm] 285 tie rod entry diameter 17,5 screw passing, tie end 14 Length (mm) 1165
<b>13548</b> 	<b>OE numbers</b> 24011429LH 49001BN013 49001BN010 34011429C 49001BN012 13002743 49001BN70A	Operating mode hydraulic screw passing, tie end 12 Length (mm) 1165 Steering side Left-hand drive vehicle tie rod entrance height 29,6 connector type, piston rod entry rack tie rod entry teeth number 36 screw measure M14x1,5 / M16x1,5
<b>13938</b> 	<b>OE numbers</b> 49001BN010 49001BN012 49001BN013 490014U200	tie rod entry diameter 17,2 Steering type Steering rack Operating mode hydraulic screw passing, tie end 14 Steering side Left-hand drive vehicle connector type, piston rod entry rack tie rod entry teeth number 36 tie rod entrance height 33,1
<b>ALMERA TINO (V10)</b>		<b>2000 -</b>
<b>13548</b> 	<b>OE numbers</b> 24011429LH 49001BN013 49001BN010 34011429C 49001BN012 13002743 49001BN70A	Operating mode hydraulic screw passing, tie end 12 Length (mm) 1165 Steering side Left-hand drive vehicle tie rod entrance height 29,6 connector type, piston rod entry rack tie rod entry teeth number 36 screw measure M14x1,5 / M16x1,5
<b>BLUEBIRD Hatchback (T72, T12)</b>		<b>1985 - 1991</b>
<b>13720</b> 	<b>OE numbers</b> 4900149F10 8Y01687 49001Q9015 49001D4300 49001D430100 49001D4600	screw measure M14x1,5 / M16x1,5 Length (mm) 1140 connector type, piston rod entry rack tie rod entry teeth number 36 Steering side Left-hand drive vehicle tie rod entrance height 28,8 tie rod entry diameter 17,3 Operating mode hydraulic

**NISSAN**
**CHERRY II Hatchback (N10)**
**1981 - 1982**
**14190**
**OE numbers**

 700628  
 1535801  
 506527

tie rod entrance height	34,1
connector type, piston rod entry	rack
Length (mm)	620
tie rod entry teeth number	18
Steering type	Steering rack
Operating mode	Manual
tie rod entry diameter	16,3

**CHERRY III (N12)**
**1982 - 1986**
**14190**
**OE numbers**

 700628  
 1535801  
 506527

tie rod entrance height	34,1
connector type, piston rod entry	rack
Length (mm)	620
tie rod entry teeth number	18
Steering type	Steering rack
Operating mode	Manual
tie rod entry diameter	16,3

**INTERSTAR Furgón (X70)**
**2002 -**
**13582**
**OE numbers**

 93196561  
 93193026  
 93185656  
 93192869  
 93196238  
 93195419  
 93192589  
 93181023  
 93181008


tie end length [mm]	180
tie rod entry diameter	17,7
screw measure	M16x1,5 / M18x1,5
Steering type	Steering rack
connector type, piston rod entry	without teeth
Steering side	Left-hand drive vehicle
tie rod entrance height	82,4
Manufacturer	KOYO-SMI

**MAXIMA II (J30)**
**1988 - 1994**
**13720**
**OE numbers**

 4900149F10  
 8Y01687  
 49001Q9015  
 49001D4300  
 49001D430100  
 49001D4600


screw measure	M14x1,5 / M16x1,5
Length (mm)	1140
connector type, piston rod entry	rack
tie rod entry teeth number	36
Steering side	Left-hand drive vehicle
tie rod entrance height	28,8
tie rod entry diameter	17,3
Operating mode	hydraulic

**MAXIMA QX II (A33)**
**2000 -**
**131055**


Operating mode	hydraulic
Steering type	Steering rack
Length (mm)	1225
screw measure	M14x1,5/M16x1,5
tie rod entrance height	30
tie end length [mm]	310
tie rod entry teeth number	36
screw passing, tie end	14

**NISSAN**
**MICRA C+C (K12)**
**2005 -**
**14352**
**OE numbers**

 48001BC43A  
 8200565645  
 8200124408

Steering type	Steering rack
tie rod entrance height	130
tie rod entry diameter	16,5
Operating mode	hydraulic
Manufacturer	TRW
screw passing, tie end	M14
connector type, piston rod entry	without teeth
Length (mm)	1240

**MICRA I (K10)**
**1982 - 1992**
**13727**

**OE numbers**

 49001-5F2Q3EX  
 49001-5F2R3EX  
 490016F610  
 490011F705  
 49001D4600  
 490016F600  
 490015F2P3EX  
 490015F213  
 490015F210

screw measure	M14x1,5 / M16x1,5
Length (mm)	1120
Manufacturer	TRW
tie rod entry teeth number	36
connector type, piston rod entry	rack
Steering side	Left-hand drive vehicle
tie rod entrance height	27,5
tie end length [mm]	275

**MICRA II (K11)**
**1992 - 2003**
**13727**

**OE numbers**

 49001-5F2Q3EX  
 49001-5F2R3EX  
 490016F610  
 490011F705  
 49001D4600  
 490016F600  
 490015F2P3EX  
 490015F213  
 490015F210

screw measure	M14x1,5 / M16x1,5
Length (mm)	1120
Manufacturer	TRW
tie rod entry teeth number	36
connector type, piston rod entry	rack
Steering side	Left-hand drive vehicle
tie rod entrance height	27,5
tie end length [mm]	275

**MICRA III (K12)**
**2003 -**
**14335**

**OE numbers**

 48001AX702  
 48001AY612

connector type, piston rod entry	without teeth
Length (mm)	1027
Operating mode	electric
tie rod entry diameter	16,5
tie rod entrance height	145
screw passing, tie end	14
Steering type	Steering rack

**14352**
**OE numbers**

 48001BC43A  
 8200565645  
 8200124408

Steering type	Steering rack
tie rod entrance height	130
tie rod entry diameter	16,5
Operating mode	hydraulic
Manufacturer	TRW
screw passing, tie end	M14
connector type, piston rod entry	without teeth
Length (mm)	1240

**NISSAN**
**MURANO (Z50)**
**2003 -**
**131083**

Operating mode	hydraulic
Steering type	Steering rack
Length (mm)	1150
screw passing, tie end	14
tie rod entry diameter	17,3
connector type, piston rod entry	rack
tie end length [mm]	260
tie rod entrance height	25

**NAVARA (D40)**
**2005 -**
**131012**

**OE numbers**

 49200-3X10A  
 49200-EA010  
 49200-3X11A  
 49200-3A015

tie rod entry diameter	17,5
Steering side	Left-hand drive vehicle
tie end length [mm]	205
Remarks	Silentblock
connector type, piston rod entry	rack
Operating mode	hydraulic
tie rod entrance height	55
Steering type	Steering rack

**NOTE (E11)**
**2006 -**
**14336**
**OE numbers**

48001-9U100

Steering type	Steering rack
tie rod entrance height	145
tie rod entry diameter	16,7
Operating mode	electric
Length (mm)	1020
connector type, piston rod entry	without teeth

**PATHFINDER (R51)**
**2005 -**
**131012**

**OE numbers**

 49200-3X10A  
 49200-EA010  
 49200-3X11A  
 49200-3A015

tie rod entry diameter	17,5
Steering side	Left-hand drive vehicle
tie end length [mm]	205
Remarks	Silentblock
connector type, piston rod entry	rack
Operating mode	hydraulic
tie rod entrance height	55
Steering type	Steering rack

**PRAIRIE PRO (M11)**
**1988 - 1994**
**131080**
**OE numbers**

 49001-37R00  
 KK1363210  
 KK1363210A  
 49001-5M407

screw measure	M14x1,5 / M16x1,5
tie rod entry teeth number	36
tie rod entrance height	30
tie rod entry diameter	17
Steering type	Steering rack
Length (mm)	1130
Operating mode	hydraulic

**NISSAN**
**PRIMASTAR Furgón (X83)**
**2002 -**
**13923**

**OE numbers**

 8200408078  
 93853288  
 8200355128  
 6900000221  
 6900000864  
 4416188  
 93858818  
 93854030  
 91165327

Steering type	Steering rack
Operating mode	hydraulic
Feature	pipes by pressure
tie rod entry diameter	18
tie end lenght [mm]	265
Manufacturer	SMI
Steering side	Left-hand drive vehicle
connector type, piston rod entry	without teeth

**PRIMERA (P10)**
**1990 - 1996**
**13728**

**OE numbers**

 4900183J00  
 4900183J10  
 4920083J10

Steering type	Steering rack
Operating mode	hydraulic
tie rod entry diameter	14,4
tie rod entrance height	23,5
Steering side	Left-hand drive vehicle
connector type, piston rod entry	rack
tie rod entry teeth number	36
Manufacturer	TRW

**PRIMERA (P11)**
**1996 - 2001**
**13729**

**OE numbers**

 49001BA210  
 49200AV610  
 490012F910  
 49001-2F901  
 490012F900  
 490012F911  
 13002645  
 NNEC16W327  
 490019F600

Length (mm)	1190
screw measure	M14x1,5 / M16x1,5
Manufacturer	TRW
tie rod entry teeth number	36
connector type, piston rod entry	rack
Steering side	Left-hand drive vehicle
tie rod entrance height	28
tie rod entry diameter	18

**PRIMERA (P12)**
**2002 -**
**13760**

**OE numbers**

 49001BA21A  
 49001AV610  
 49001BA210  
 49200AV610  
 49001AV610L  
 HRKF13Q2801300327

Steering type	Steering rack
Operating mode	hydraulic
tie end lenght [mm]	280
tie rod entry diameter	17,4
Steering side	Left-hand drive vehicle
tie rod entry teeth number	36
connector type, piston rod entry	rack
tie rod entrance height	30

**QASHQAI / QASHQAI +2 (J10, JJ10)**
**2007 -**
**14345**
**OE numbers**

 48001-JD900  
 48001-JD90B

Operating mode	electric
connector type, piston rod entry	without teeth
Steering type	Steering rack
tie rod entry diameter	16,7
tie rod entrance height	155
Length (mm)	1105

**NISSAN**
**SERENA (C23M)**
**1993 - 2001**
**13724**

**OE numbers**

 490019C5R0EX  
 49001-9C500  
 49001-9C503

Steering type	Steering rack
Operating mode	hydraulic
Length (mm)	1280
tie rod entry diameter	17,4
Steering side	Left-hand drive vehicle
tie rod entry teeth number	36
tie rod entrance height	37
connector type, piston rod entry	rack

**14328**

Steering type	Steering rack
Operating mode	Manual

**STANZA (T11)**
**1981 - 1985**
**13720**

**OE numbers**

 4900149F10  
 8Y01687  
 49001Q9015  
 49001D4300  
 49001D430100  
 49001D4600

screw measure	M14x1,5 / M16x1,5
Length (mm)	1140
connector type, piston rod entry	rack
tie rod entry teeth number	36
Steering side	Left-hand drive vehicle
tie rod entrance height	28,8
tie rod entry diameter	17,3
Operating mode	hydraulic

**SUNNY Furgón (Y10)**
**1990 - 2000**
**13725**

**OE numbers**

 4900163C20  
 4900163C10  
 49001-63C00

Length (mm)	1155
Steering side	Left-hand drive vehicle
tie end length [mm]	295
Feature	pipes by pressure
Operating mode	hydraulic
Steering type	Steering rack

**SUNNY II (N13)**
**1986 - 1991**
**13722**

**OE numbers**

 4900163C20  
 49001635900  
 49001-63C10  
 4900163M00

Steering type	Steering rack
Operating mode	hydraulic
tie rod entry diameter	17,4
Feature	pipes by pressure
tie end length [mm]	260
Steering side	Left-hand drive vehicle
tie rod entrance height	30
connector type, piston rod entry	rack



**NISSAN**
**SUNNY III (N14)**
**1990 - 1995**
**13723**

**OE numbers**

 49001-73R10  
 49001-73R05  
 49001-73R00  
 49001-63C20  
 49001-63C05  
 49001-63C10  
 49001-63C00  
 49001-65C00

screw measure	M14x1,5 / M16x1,5
Length (mm)	1145
connector type, piston rod entry	rack
tie rod entry teeth number	36
tie rod entrance height	32,3
Steering side	Left-hand drive vehicle
tie end length [mm]	260
tie rod entry diameter	17,5

**13725**

**OE numbers**

 4900163C20  
 4900163C10  
 49001-63C00

Length (mm)	1155
Steering side	Left-hand drive vehicle
tie end length [mm]	295
Feature	pipes by pressure
Operating mode	hydraulic
Steering type	Steering rack

**VANETTE Furgón (C22)**
**1986 - 1995**
**13724**

**OE numbers**

 490019C5R0EX  
 49001-9C500  
 49001-9C503

Steering type	Steering rack
Operating mode	hydraulic
Length (mm)	1280
tie rod entry diameter	17,4
Steering side	Left-hand drive vehicle
tie rod entry teeth number	36
tie rod entrance height	37
connector type, piston rod entry	rack

**X-TRAIL (T30)**
**2001 -**
**13983**

**OE numbers**

 492008H900  
 5X54420  
 8H9009

Steering type	Steering rack
Operating mode	hydraulic
tie rod entry diameter	17,4
connector type, piston rod entry	rack
tie rod entry teeth number	36
Manufacturer	SMS
Steering side	Left-hand drive vehicle
tie rod entrance height	32,3

**NISSAN**
**ANTARA**
**2006 -**
**131030**

**OE numbers**

 96626518  
 96626519  
 96626520  
 04817547

Length (mm)	1295
tie rod entry diameter	16,9
screw measure	M16x1,5/M18x1,5
Manufacturer	SAGINAW
connector type, piston rod entry	without teeth
tie end length [mm]	362
Operating mode	hydraulic
tie rod entrance height	54,7

**131049**

**OE numbers**

 4808602  
 BFD11B003  
 B08041218B

Steering type	Steering rack
tie end length [mm]	360
Operating mode	hydraulic
screw passing, tie end	14
Length (mm)	1295
tie rod entry diameter	16,5
screw measure	M18x1,5/M16x1,5
Equipment	with servotronic

**ARENA Combi (THB)**
**1998 - 2001**
**13515**

**OE numbers**

 4404041  
 9112041  
 7701462387  
 7701352107  
 7701467741  
 7701461766

Operating mode	hydraulic
Length (mm)	1230
connector type, piston rod entry	rack
tie rod entry teeth number	40
tie rod entrance height	72,1
screw measure	M16x1,5 / M18x1,5
Steering type	Steering rack
tie rod entry diameter	17,2

**ARENA Furgón (TB, TF)**
**1998 - 2001**
**13515**

**OE numbers**

 4404041  
 9112041  
 7701462387  
 7701352107  
 7701467741  
 7701461766

Operating mode	hydraulic
Length (mm)	1230
connector type, piston rod entry	rack
tie rod entry teeth number	40
tie rod entrance height	72,1
screw measure	M16x1,5 / M18x1,5
Steering type	Steering rack
tie rod entry diameter	17,2

**ASCONA B (81\_, 86\_, 87\_, 88\_)**
**1975 - 1981**
**14237**
**OE numbers**

 900659  
 902092

Operating mode	Manual
Steering type	Steering rack

**OPEL**
**ASCONA C (81\_, 86\_, 87\_, 88\_)**
**1981 - 1988**
**13472**

**OE numbers**

 90006719  
 900238  
 90530850  
 90398414  
 90398408  
 90374057  
 90374055  
 900336  
 90 397 062

Feature	Toothed pinion
connector type, piston rod entry	rack
tie rod entrance height	35
Feature	replaced with 13470
tie rod entry teeth number	54
screw measure	M14x1,5 / M16x1,5
Length (mm)	830
Steering side	Left-hand drive vehicle

**ASCONA C CC (84\_, 89\_)**
**1981 - 1988**
**13472**

**OE numbers**

 90006719  
 900238  
 90530850  
 90398414  
 90398408  
 90374057  
 90374055  
 900336  
 90 397 062

Feature	Toothed pinion
connector type, piston rod entry	rack
tie rod entrance height	35
Feature	replaced with 13470
tie rod entry teeth number	54
screw measure	M14x1,5 / M16x1,5
Length (mm)	830
Steering side	Left-hand drive vehicle

**ASTRA F (56\_, 57\_)**
**1991 - 1998**
**13473**

**OE numbers**

 900322  
 90374067  
 96275008  
 900324  
 900267  
 900265  
 900256  
 900258  
 900283

Steering type	Steering rack
Operating mode	hydraulic
tie rod entry diameter	16,8
screw measure	M16x1,5 / M18x1,5
Steering side	Left-hand drive vehicle
connector type, piston rod entry	without teeth
Manufacturer	SAGINAW
Remarks	3,5 laps

**13473-1**
**OE numbers**

 900322  
 90374067  
 96275008  
 900324  
 900267  
 900265  
 900256  
 900258  
 900283

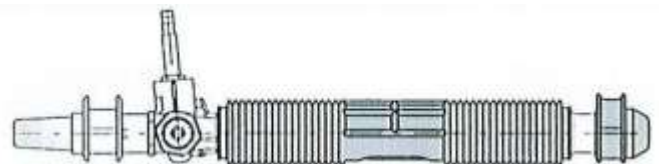
tie rod entrance height	40,7
Remarks	3 laps
Length (mm)	860
Steering side	Left/right-hand drive vehicle
Manufacturer	SAGINAW
connector type, piston rod entry	without teeth
tie rod entry diameter	16,8
screw measure	M18x1,5 / M16x1,5

**13474**

**OE numbers**

 90397062  
 90542488  
 90473930  
 90542723  
 900337  
 90375264  
 900338  
 900336  
 900346

Steering type	Steering rack
Operating mode	hydraulic
Manufacturer	ZF
tie rod entry diameter	16,8
screw measure	M16x1,5 / M18x1,5
connector type, piston rod entry	without teeth
Steering side	Left-hand drive vehicle
Length (mm)	840

**OPEL**
**14236**

**OE numbers**

90373660

connector type, piston rod entry	without teeth
Length (mm)	745
tie rod entrance height	84,5
Steering type	Steering rack
Operating mode	Manual
tie rod entry diameter	15,8

**ASTRA G Sedán (F69\_)**
**1998 - 2005**
**13477**

**OE numbers**

 900605  
 90543501  
 900365  
 5900239  
 500363  
 5900237  
 93177961  
 900363

tie rod entrance height	85
screw measure	M14x1,5 / M14x1,5
Steering side	Left-hand drive vehicle
Manufacturer	DELPHI / SAGINAW
connector type, piston rod entry	without teeth
tie rod entry diameter	16,8
Operating mode	hydraulic
Steering type	Steering rack

**13480**

**OE numbers**

 5900217  
 93177969  
 5900287  
 93190771  
 93177963  
 93170303  
 9194912  
 900605  
 900000

Length (mm)	1135
Steering type	Steering rack
Operating mode	hydraulic
Manufacturer	TRW
Feature	Pipes Ø 6 mm
tie rod entrance height	86
tie rod entry diameter	17
screw measure	M16x1,5 / M18x1,5

**13927**

**OE numbers**

 500363  
 5900237  
 900365  
 900605  
 90543501  
 93177961

Remarks	Checked carcase
tie end length [mm]	280
screw measure	M16x1,5 / M18x1,5
Steering type	Steering rack
Operating mode	hydraulic
tie rod entry diameter	17
Steering side	Left-hand drive vehicle
connector type, piston rod entry	without teeth

**ASTRA H**
**2004 -**
**13952**

**OE numbers**

 93174164  
 93172331  
 93177966  
 5900242  
 5900228  
 5900223

Length (mm)	1160
tie end length [mm]	285
Feature	pipes by pressure
Operating mode	hydraulic
Steering type	Steering rack
tie rod entry diameter	16,8
Steering side	Left-hand drive vehicle
connector type, piston rod entry	without teeth

**OPEL**
**13937**

**OE numbers**

 5900286  
 5900252  
 5900264  
 93190770  
 93190767  
 93189018  
 93181225  
 5900265  
 7831985140

Manufacturer	ZF
Length (mm)	1125
tie rod entrance height	78,5
connector type, piston rod entry	without teeth
Steering side	Left-hand drive vehicle
Operating mode	hydraulic
Steering type	Steering rack
tie rod entry diameter	17

**13952SH**

**OE numbers**

 5900249  
 93179548

Manufacturer	TRW (sensor Hella)
tie rod entrance height	36
connector type, piston rod entry	without teeth
Steering side	Left-hand drive vehicle
tie rod entry diameter	16,8
Steering type	Steering rack
Operating mode	hydraulic
Feature	pipes by pressure

**13952SV**

**OE numbers**

 5900249  
 93179548

Length (mm)	1160
Equipment	with servotronic
tie end length [mm]	285
Feature	pipes by pressure
Operating mode	hydraulic
Steering type	Steering rack
tie rod entry diameter	16,8
Steering side	Left-hand drive vehicle

**ASTRA J**
**2009 -**
**131096**


Operating mode	Electronic
Steering type	Steering rack

**CALIBRA A (85\_)**
**1990 - 1997**
**13472**

**OE numbers**

 90006719  
 900238  
 90530850  
 90398414  
 90398408  
 90374057  
 90374055  
 900336  
 90 397 062

Feature	Toothed pinion
connector type, piston rod entry	rack
tie rod entrance height	35
Feature	replaced with 13470
tie rod entry teeth number	54
screw measure	M14x1,5 / M16x1,5
Length (mm)	830
Steering side	Left-hand drive vehicle

**OPEL**
**13473**

**OE numbers**

 900322  
 90374067  
 96275008  
 900324  
 900267  
 900265  
 900256  
 900258  
 900283

Steering type	Steering rack
Operating mode	hydraulic
tie rod entry diameter	16,8
screw measure	M16x1,5 / M18x1,5
Steering side	Left-hand drive vehicle
connector type, piston rod entry	without teeth
Manufacturer	SAGINAW
Remarks	3,5 laps

**13473-1**
**OE numbers**

 900322  
 90374067  
 96275008  
 900324  
 900267  
 900265  
 900256  
 900258  
 900283

tie rod entrance height	40,7
Remarks	3 laps
Length (mm)	860
Steering side	Left/right-hand drive vehicle
Manufacturer	SAGINAW
connector type, piston rod entry	without teeth
tie rod entry diameter	16,8
screw measure	M18x1,5 / M16x1,5

**13474**

**OE numbers**

 90397062  
 90542488  
 90473930  
 90542723  
 900337  
 90375264  
 900338  
 900336  
 900346

Steering type	Steering rack
Operating mode	hydraulic
Manufacturer	ZF
tie rod entry diameter	16,8
screw measure	M16x1,5 / M18x1,5
connector type, piston rod entry	without teeth
Steering side	Left-hand drive vehicle
Length (mm)	840

**COMBO (71\_)**
**1994 - 2001**
**13475**

**OE numbers**

 900310  
 93180439  
 93180438  
 900672  
 93338032  
 900352  
 900294  
 26031125  
 26063111

tie rod entrance height	63,8
Steering side	Left-hand drive vehicle
connector type, piston rod entry	without teeth
tie end length [mm]	277
Manufacturer	SAGINAW
Feature	pipes by pressure
tie rod entry diameter	16,8
Length (mm)	1065

**CORSA A CC (93\_, 94\_, 98\_, 99\_)**
**1982 - 1993**
**14235**

**OE numbers**

 900602  
 900660  
 900613

Operating mode	Manual
Steering type	Steering rack
tie rod entry diameter	16,9
Length (mm)	1025
connector type, piston rod entry	without teeth
Remarks	Pinion ø97mm
screw passing, tie end	12
tie rod entrance height	96,3

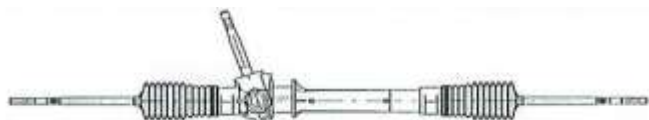


**OPEL**
**CORSA B (73\_, 78\_, 79\_)**
**1993 - 2000**
**13475**

**OE numbers**

 900310  
 93180439  
 93180438  
 900672  
 93338032  
 900352  
 900294  
 26031125  
 26063111

tie rod entrance height	63,8
Steering side	Left-hand drive vehicle
connector type, piston rod entry	without teeth
tie end lenght [mm]	277
Manufacturer	SAGINAW
Feature	pipes by pressure
tie rod entry diameter	16,8
Length (mm)	1065

**14238**

**OE numbers**

 900320  
 900279  
 26030367


Steering type	Steering rack
Operating mode	Manual
tie rod entry diameter	16,9
Manufacturer	TRW
Remarks	Pinion ø122mm
connector type, piston rod entry	without teeth
Length (mm)	1070
screw passing, tie end	12

**CORSA B Furgón (73\_)**
**1999 - 2000**
**13475**

**OE numbers**

 900310  
 93180439  
 93180438  
 900672  
 93338032  
 900352  
 900294  
 26031125  
 26063111

tie rod entrance height	63,8
Steering side	Left-hand drive vehicle
connector type, piston rod entry	without teeth
tie end lenght [mm]	277
Manufacturer	SAGINAW
Feature	pipes by pressure
tie rod entry diameter	16,8
Length (mm)	1065

**CORSA C (F08, F68)**
**2000 - 2006**
**14239**

**OE numbers**

 5900258  
 93184686  
 900015  
 900022  
 24424836  
 900020  
 5900211  
 26082855

Length (mm)	1190
tie rod entrance height	108
connector type, piston rod entry	without teeth
screw passing, tie end	M12
Operating mode	electric
tie rod entry diameter	16,8
Steering type	Steering rack
Manufacturer	DELPHI

**CORSA D**
**2006 -**
**14349**
**OE numbers**

 93189028  
 93193061  
 5900271  
 5900321

tie rod entrance height	124
Length (mm)	1165
screw passing, tie end	M14
Manufacturer	TRW
connector type, piston rod entry	rack
tie rod entry diameter	14,4
Operating mode	Manual
Steering type	Steering rack

**OPEL**
**FRONTERA B (6B\_)**
**1998 - 2002**
**13471**

**OE numbers**


 97184870  
 900373  
 900566  
 97171480

Steering type	Steering rack
Operating mode	hydraulic
screw measure	M16x1,5 / M16x1,5
screw passing, tie end	14
Length (mm)	1300
Steering side	Left-hand drive vehicle
tie end length [mm]	215
tie rod entry diameter	17,6

**INSIGNIA**
**2008 -**
**131105**
**OE numbers**

 4808602  
 05900347

Operating mode	hydraulic
Steering type	Steering rack
Length (mm)	1245
tie rod entry diameter	17
tie rod entrance height	100
tie end length [mm]	305

**KADETT E (39\_, 49\_)**
**1984 - 1991**
**14236**

**OE numbers**

90373660

connector type, piston rod entry	without teeth
Length (mm)	745
tie rod entrance height	84,5
Steering type	Steering rack
Operating mode	Manual
tie rod entry diameter	15,8

**13472**

**OE numbers**

 90006719  
 900238  
 90530850  
 90398414  
 90398408  
 90374057  
 90374055  
 900336  
 90 397 062

Feature	Toothed pinion
connector type, piston rod entry	rack
tie rod entrance height	35
Feature	replaced with 13470
tie rod entry teeth number	54
screw measure	M14x1,5 / M16x1,5
Length (mm)	830
Steering side	Left-hand drive vehicle

**13473**


**OE numbers**

 900322  
 90374067  
 96275008  
 900324  
 900267  
 900265  
 900256  
 900258  
 900283

Steering type	Steering rack
Operating mode	hydraulic
tie rod entry diameter	16,8
screw measure	M16x1,5 / M18x1,5
Steering side	Left-hand drive vehicle
connector type, piston rod entry	without teeth
Manufacturer	SAGINAW
Remarks	3,5 laps

**OPEL**


<b>13473-1</b>	<b>OE numbers</b>	tie rod entrance height	40,7
	900322	Remarks	3 laps
	90374067	Length (mm)	860
	96275008	Steering side	Left/right-hand drive vehicle
	900324	Manufacturer	SAGINAW
	900267	connector type, piston rod entry	without teeth
	900265	tie rod entry diameter	16,8
	900256	screw measure	M18x1,5 / M16x1,5
	900258		
900283			


<b>13474</b> 	<b>OE numbers</b>	Steering type	Steering rack
	90397062	Operating mode	hydraulic
	90542488	Manufacturer	ZF
	90473930	tie rod entry diameter	16,8
	90542723	screw measure	M16x1,5 / M18x1,5
	900337	connector type, piston rod entry	without teeth
	90375264	Steering side	Left-hand drive vehicle
	900338	Length (mm)	840
	900336		
	900346		

**MANTA B (58\_, 59\_)**
**1975 - 1988**

<b>14237</b>	<b>OE numbers</b>	Operating mode	Manual
	900659	Steering type	Steering rack
	902092		

**MOVANO Furgón (F9)**
**1999 - 2001**

<b>13582</b> 	<b>OE numbers</b>	tie end lenght [mm]	180
	93196561	tie rod entry diameter	17,7
	93193026	screw measure	M16x1,5 / M18x1,5
	93185656	Steering type	Steering rack
	93192869	connector type, piston rod entry	without teeth
	93196238	Steering side	Left-hand drive vehicle
	93195419	tie rod entrance height	82,4
	93192589	Manufacturer	KOYO-SMI
	93181023		
	93181008		

<b>13555</b> 	<b>OE numbers</b>	tie end lenght [mm]	180
	7701352645	Steering type	Steering rack
	7701470359	Steering side	Left-hand drive vehicle
	7700308864	Operating mode	hydraulic
	4502442		
	4501258		

**OPEL**
**SIGNUM**
**2003 -**
**13955**

**OE numbers**

 5900218  
 5900222  
 5900241  
 5900226

connector type, piston rod entry	without teeth
tie rod entrance height	35
Manufacturer	TRW
Remarks	Support with two screws
Steering type	Steering rack
Operating mode	hydraulic
tie rod entry diameter	17
Feature	pipes by pressure

**13955SH**

**OE numbers**

 5900218  
 93172263  
 71740547  
 5900219  
 5900223  
 93172264  
 93172331

Length (mm)	1170
Feature	pipes by pressure
Additional Information	with sensor
tie rod entry diameter	17
Steering type	Steering rack
Operating mode	hydraulic
Remarks	Support with two screws
Manufacturer	TRW (c/s Hella)

**SINTRA**
**1996 - 1999**
**13478**

**OE numbers**

 26065144  
 900349  
 900024  
 900384  
 900358  
 90 573 619  
 900565  
 26044475  
 26053458

Steering type	Steering rack
tie rod entrance height	125
Operating mode	hydraulic
Length (mm)	1170
tie rod entry diameter	17
screw measure	M16x1,5 / M18x1,5
connector type, piston rod entry	without teeth
Steering side	Left-hand drive vehicle

**13962**

**OE numbers**

 90 573 619  
 900565  
 900349  
 900358

tie rod entrance height	125
Length (mm)	1235
Steering side	Left-hand drive vehicle
connector type, piston rod entry	without teeth
Operating mode	hydraulic
Steering type	Steering rack
screw measure	M16x1,5 / M18x1,5
tie rod entry diameter	16,8

**TIGRA (95\_)**
**1994 - 2000**
**13475**

**OE numbers**

 900310  
 93180439  
 93180438  
 900672  
 93338032  
 900352  
 900294  
 26031125  
 26063111

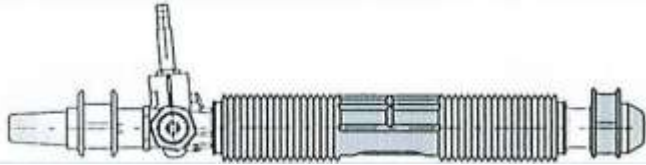
tie rod entrance height	63,8
Steering side	Left-hand drive vehicle
connector type, piston rod entry	without teeth
tie end length [mm]	277
Manufacturer	SAGINAW
Feature	pipes by pressure
tie rod entry diameter	16,8
Length (mm)	1065

**OPEL**
**VECTRA A (86\_, 87\_)**
**1988 - 1995**
**13472**

**OE numbers**

 90006719  
 900238  
 90530850  
 90398414  
 90398408  
 90374057  
 90374055  
 900336  
 90 397 062

Feature	Toothed pinion
connector type, piston rod entry	rack
tie rod entrance height	35
Feature	replaced with 13470
tie rod entry teeth number	54
screw measure	M14x1,5 / M16x1,5
Length (mm)	830
Steering side	Left-hand drive vehicle

**14236**

**OE numbers**

90373660

connector type, piston rod entry	without teeth
Length (mm)	745
tie rod entrance height	84,5
Steering type	Steering rack
Operating mode	Manual
tie rod entry diameter	15,8

**13474**

**OE numbers**

 90397062  
 90542488  
 90473930  
 90542723  
 900337  
 90375264  
 900338  
 900336  
 900346

Steering type	Steering rack
Operating mode	hydraulic
Manufacturer	ZF
tie rod entry diameter	16,8
screw measure	M16x1,5 / M18x1,5
connector type, piston rod entry	without teeth
Steering side	Left-hand drive vehicle
Length (mm)	840

**13473-1**
**OE numbers**

 900322  
 90374067  
 96275008  
 900324  
 900267  
 900265  
 900256  
 900258  
 900283

tie rod entrance height	40,7
Remarks	3 laps
Length (mm)	860
Steering side	Left/right-hand drive vehicle
Manufacturer	SAGINAW
connector type, piston rod entry	without teeth
tie rod entry diameter	16,8
screw measure	M18x1,5 / M16x1,5

**13473**

**OE numbers**

 900322  
 90374067  
 96275008  
 900324  
 900267  
 900265  
 900256  
 900258  
 900283

Steering type	Steering rack
Operating mode	hydraulic
tie rod entry diameter	16,8
screw measure	M16x1,5 / M18x1,5
Steering side	Left-hand drive vehicle
connector type, piston rod entry	without teeth
Manufacturer	SAGINAW
Remarks	3,5 laps

**OPEL**
**VECTRA B (36\_)**
**1995 - 2002**
**13476**

**OE numbers**

 90495804  
 9117803  
 9117802  
 90512763  
 900367  
 90512762  
 9117804  
 90495805  
 900393

Steering type	Steering rack
Length (mm)	1240
Operating mode	hydraulic
tie rod entry diameter	16,8
connector type, piston rod entry	without teeth
Steering side	Left-hand drive vehicle
Manufacturer	SAGINAW / ZF
tie rod entrance height	55

**13479**

**OE numbers**

 90495804  
 9117804  
 90512763  
 9117802  
 97871110  
 90512762  
 90495805  
 900387  
 900367

Steering side	Left-hand drive vehicle
connector type, piston rod entry	without teeth
tie rod entry diameter	17
screw measure	M14x1,5 / M16x1,5
tie rod entrance height	52
tie end length [mm]	345
Operating mode	hydraulic
Length (mm)	1240

**VECTRA C**
**2002 -**
**13952**

**OE numbers**

 93174164  
 93172331  
 93177966  
 5900242  
 5900228  
 5900223

Length (mm)	1160
tie end length [mm]	285
Feature	pipes by pressure
Operating mode	hydraulic
Steering type	Steering rack
tie rod entry diameter	16,8
Steering side	Left-hand drive vehicle
connector type, piston rod entry	without teeth

**13952SH**

**OE numbers**

 5900249  
 93179548

Manufacturer	TRW (sensor Hella)
tie rod entrance height	36
connector type, piston rod entry	without teeth
Steering side	Left-hand drive vehicle
tie rod entry diameter	16,8
Steering type	Steering rack
Operating mode	hydraulic
Feature	pipes by pressure

**13952SV**

**OE numbers**

 5900249  
 93179548

Length (mm)	1160
Equipment	with servotronic
tie end length [mm]	285
Feature	pipes by pressure
Operating mode	hydraulic
Steering type	Steering rack
tie rod entry diameter	16,8
Steering side	Left-hand drive vehicle



**OPEL**
**VECTRA C GTS**
**2002 -**
**13955SH**

**OE numbers**

 5900218  
 93172263  
 71740547  
 5900219  
 5900223  
 93172264  
 93172331

Length (mm)	1170
Feature	pipes by pressure
Additional Information	with sensor
tie rod entry diameter	17
Steering type	Steering rack
Operating mode	hydraulic
Remarks	Support with two screws
Manufacturer	TRW (c/s Hella)

**13955**

**OE numbers**

 5900218  
 5900222  
 5900241  
 5900226

connector type, piston rod entry	without teeth
tie rod entrance height	35
Manufacturer	TRW
Remarks	Support with two screws
Steering type	Steering rack
Operating mode	hydraulic
tie rod entry diameter	17
Feature	pipes by pressure

**VIVARO Combi (J7)**
**2001 -**
**13923**

**OE numbers**

 8200408078  
 93853288  
 8200355128  
 6900000221  
 6900000864  
 4416188  
 93858818  
 93854030  
 91165327

Steering type	Steering rack
Operating mode	hydraulic
Feature	pipes by pressure
tie rod entry diameter	18
tie end length [mm]	265
Manufacturer	SMI
Steering side	Left-hand drive vehicle
connector type, piston rod entry	without teeth

**VIVARO Furgón (F7)**
**2001 -**
**13923**

**OE numbers**

 8200408078  
 93853288  
 8200355128  
 6900000221  
 6900000864  
 4416188  
 93858818  
 93854030  
 91165327

Steering type	Steering rack
Operating mode	hydraulic
Feature	pipes by pressure
tie rod entry diameter	18
tie end length [mm]	265
Manufacturer	SMI
Steering side	Left-hand drive vehicle
connector type, piston rod entry	without teeth

**ZAFIRA A (F75\_)**
**1999 - 2005**
**13477**

**OE numbers**

 900605  
 90543501  
 900365  
 5900239  
 500363  
 5900237  
 93177961  
 900363

tie rod entrance height	85
screw measure	M14x1,5 / M14x1,5
Steering side	Left-hand drive vehicle
Manufacturer	DELPHI / SAGINAW
connector type, piston rod entry	without teeth
tie rod entry diameter	16,8
Operating mode	hydraulic
Steering type	Steering rack

**OPEL**
**13480**

**OE numbers**

 5900217  
 93177969  
 5900287  
 93190771  
 93177963  
 93170303  
 9194912  
 900605  
 900000

Length (mm)	1135
Steering type	Steering rack
Operating mode	hydraulic
Manufacturer	TRW
Feature	Pipes Ø 6 mm
tie rod entrance height	86
tie rod entry diameter	17
screw measure	M16x1,5 / M18x1,5

**13927**

**OE numbers**

 500363  
 5900237  
 900365  
 900605  
 90543501  
 93177961

Remarks	Checked carcass
tie end length [mm]	280
screw measure	M16x1,5 / M18x1,5
Steering type	Steering rack
Operating mode	hydraulic
tie rod entry diameter	17
Steering side	Left-hand drive vehicle
connector type, piston rod entry	without teeth

**OPEL**

1007 (KM_) <span style="float: right;">2005 -</span>																						
<b>131093</b> 	<table border="1"> <tr> <td><b>OE numbers</b></td> <td>Steering type</td> <td>Steering rack</td> </tr> <tr> <td>4000VP</td> <td>Operating mode</td> <td>Electronic</td> </tr> </table>	<b>OE numbers</b>	Steering type	Steering rack	4000VP	Operating mode	Electronic															
<b>OE numbers</b>	Steering type	Steering rack																				
4000VP	Operating mode	Electronic																				
104 <span style="float: right;">1972 - 1988</span>																						
<b>14257</b> 	<table border="1"> <tr> <td><b>OE numbers</b></td> <td>connector type, piston rod entry</td> <td>rack</td> </tr> <tr> <td>7943010169</td> <td>tie rod entry teeth number</td> <td>5</td> </tr> <tr> <td></td> <td>Length (mm)</td> <td>1024</td> </tr> <tr> <td></td> <td>tie rod entrance height</td> <td>31,3</td> </tr> <tr> <td></td> <td>Operating mode</td> <td>Manual</td> </tr> <tr> <td></td> <td>Steering type</td> <td>Steering rack</td> </tr> <tr> <td></td> <td>tie rod entry diameter</td> <td>16,1</td> </tr> </table>	<b>OE numbers</b>	connector type, piston rod entry	rack	7943010169	tie rod entry teeth number	5		Length (mm)	1024		tie rod entrance height	31,3		Operating mode	Manual		Steering type	Steering rack		tie rod entry diameter	16,1
<b>OE numbers</b>	connector type, piston rod entry	rack																				
7943010169	tie rod entry teeth number	5																				
	Length (mm)	1024																				
	tie rod entrance height	31,3																				
	Operating mode	Manual																				
	Steering type	Steering rack																				
	tie rod entry diameter	16,1																				
104 Coupe <span style="float: right;">1973 - 1988</span>																						
<b>14257</b> 	<table border="1"> <tr> <td><b>OE numbers</b></td> <td>connector type, piston rod entry</td> <td>rack</td> </tr> <tr> <td>7943010169</td> <td>tie rod entry teeth number</td> <td>5</td> </tr> <tr> <td></td> <td>Length (mm)</td> <td>1024</td> </tr> <tr> <td></td> <td>tie rod entrance height</td> <td>31,3</td> </tr> <tr> <td></td> <td>Operating mode</td> <td>Manual</td> </tr> <tr> <td></td> <td>Steering type</td> <td>Steering rack</td> </tr> <tr> <td></td> <td>tie rod entry diameter</td> <td>16,1</td> </tr> </table>	<b>OE numbers</b>	connector type, piston rod entry	rack	7943010169	tie rod entry teeth number	5		Length (mm)	1024		tie rod entrance height	31,3		Operating mode	Manual		Steering type	Steering rack		tie rod entry diameter	16,1
<b>OE numbers</b>	connector type, piston rod entry	rack																				
7943010169	tie rod entry teeth number	5																				
	Length (mm)	1024																				
	tie rod entrance height	31,3																				
	Operating mode	Manual																				
	Steering type	Steering rack																				
	tie rod entry diameter	16,1																				
106 I (1A, 1C) <span style="float: right;">1991 - 1996</span>																						
<b>14246</b> 	<table border="1"> <tr> <td><b>OE numbers</b></td> <td>Operating mode</td> <td>Manual</td> </tr> <tr> <td>9620470430</td> <td>Steering type</td> <td>Steering rack</td> </tr> <tr> <td>400054</td> <td>Remarks</td> <td>Rack with 2 drills</td> </tr> <tr> <td>400053</td> <td></td> <td></td> </tr> </table>	<b>OE numbers</b>	Operating mode	Manual	9620470430	Steering type	Steering rack	400054	Remarks	Rack with 2 drills	400053											
<b>OE numbers</b>	Operating mode	Manual																				
9620470430	Steering type	Steering rack																				
400054	Remarks	Rack with 2 drills																				
400053																						
<b>14315</b> 	<table border="1"> <tr> <td><b>OE numbers</b></td> <td>Operating mode</td> <td>Manual</td> </tr> <tr> <td>400054</td> <td>Steering type</td> <td>Steering rack</td> </tr> <tr> <td>4000W6</td> <td>tie rod entry diameter</td> <td>16,5</td> </tr> <tr> <td>4000W8</td> <td>connector type, piston rod entry</td> <td>without teeth</td> </tr> <tr> <td>9620470430</td> <td>tie rod entrance height</td> <td>76,8</td> </tr> <tr> <td></td> <td>Length (mm)</td> <td>615</td> </tr> <tr> <td></td> <td>Remarks</td> <td>Round rack</td> </tr> </table>	<b>OE numbers</b>	Operating mode	Manual	400054	Steering type	Steering rack	4000W6	tie rod entry diameter	16,5	4000W8	connector type, piston rod entry	without teeth	9620470430	tie rod entrance height	76,8		Length (mm)	615		Remarks	Round rack
<b>OE numbers</b>	Operating mode	Manual																				
400054	Steering type	Steering rack																				
4000W6	tie rod entry diameter	16,5																				
4000W8	connector type, piston rod entry	without teeth																				
9620470430	tie rod entrance height	76,8																				
	Length (mm)	615																				
	Remarks	Round rack																				

**PEUGEOT**
**13491**

**OE numbers**

 4000V1  
 4000.S8  
 4000.V0  
 400089  
 4000Q1  
 4000T1

Remarks	Acop rótulas redondo
Steering type	Steering rack
Operating mode	hydraulic
screw measure	M14x1,5 / M16x1,5
tie rod entrance height	84
Manufacturer	TRW
Length (mm)	510
Feature	Flat pinion

**13496**

**OE numbers**

 4000J8  
 4000S8  
 4000.T1  
 400089

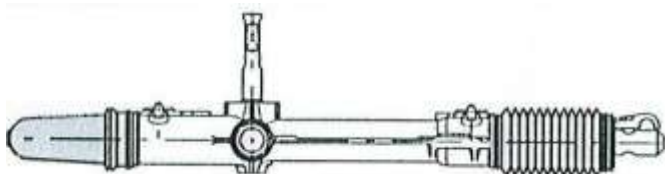
Remarks	Acop. rótulas plano
Steering type	Steering rack
Operating mode	hydraulic
tie rod entrance height	84
Manufacturer	TRW
tie end length [mm]	495
connector type, piston rod entry	without teeth
Steering side	Left-hand drive vehicle

**106 II (1)**
**1996 -**
**13491**

**OE numbers**

 4000V1  
 4000.S8  
 4000.V0  
 400089  
 4000Q1  
 4000T1

Remarks	Acop rótulas redondo
Steering type	Steering rack
Operating mode	hydraulic
screw measure	M14x1,5 / M16x1,5
tie rod entrance height	84
Manufacturer	TRW
Length (mm)	510
Feature	Flat pinion

**14315**

**OE numbers**

 400054  
 4000W6  
 4000W8  
 9620470430

Operating mode	Manual
Steering type	Steering rack
tie rod entry diameter	16,5
connector type, piston rod entry	without teeth
tie rod entrance height	76,8
Length (mm)	615
Remarks	Round rack


**107**
**2005 -**
**14339**

Length (mm)	1045
Operating mode	electric
connector type, piston rod entry	rack
tie rod entry diameter	14
Steering type	Steering rack
screw passing, tie end	12
tie rod entrance height	90


**PEUGEOT**
**14344**
**OE numbers**

 400135  
 400133  
 45500-0H010  
 45500-0H030

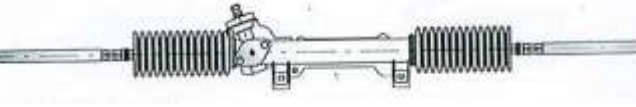
 Steering type                      Steering rack  
 Operating mode                    electric

**205 Furgón**
**1994 -**
**13485**
**OE numbers**

 4000G5  
 9431020021  
 400069  
 400065  
 4000.G9  
 4000.68  
 4000.61  
 4000.63  
 400064

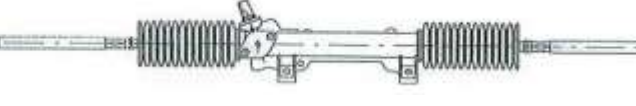
 Steering side                      Left-hand drive vehicle  
 tie rod entry diameter            17,5  
 tie rod entry teeth number        36  
 connector type, piston rod entry rack  
 tie rod entrance height            30  
 screw measure                      M14x1,5 / M16x1,5  
 Operating mode                    hydraulic  
 Steering type                        Steering rack

**205 I (741A/C)**
**1983 - 1987**
**13485**
**OE numbers**

 4000G5  
 9431020021  
 400069  
 400065  
 4000.G9  
 4000.68  
 4000.61  
 4000.63  
 400064

 Steering side                      Left-hand drive vehicle  
 tie rod entry diameter            17,5  
 tie rod entry teeth number        36  
 connector type, piston rod entry rack  
 tie rod entrance height            30  
 screw measure                      M14x1,5 / M16x1,5  
 Operating mode                    hydraulic  
 Steering type                        Steering rack

**14240**
**OE numbers**

 400021  
 400023  
 400556  
 9455304467  
 9404005520

 tie rod entry teeth number        28  
 tie rod entrance height            24  
 Steering type                        Steering rack  
 Operating mode                    Manual  
 connector type, piston rod entry rack  
 Remarks                              Toothed pinion  
 tie rod entry diameter            12  
 Length (mm)                        1221

**205 II (20A/C)**
**1987 - 1998**
**14208**
**OE numbers**

 9431235021  
 400042  
 9455488480  
 91516336  
 400041

 tie rod entry diameter            18,3  
 Steering type                        Steering rack  
 Operating mode                    Manual  
 connector type, piston rod entry without teeth  
 tie rod entrance height            62,7  
 Length (mm)                        1120

**PEUGEOT**
**13485**

**OE numbers**

 4000G5  
 9431020021  
 400069  
 400065  
 4000.G9  
 4000.68  
 4000.61  
 4000.63  
 400064

Steering side	Left-hand drive vehicle
tie rod entry diameter	17,5
tie rod entry teeth number	36
connector type, piston rod entry	rack
tie rod entrance height	30
screw measure	M14x1,5 / M16x1,5
Operating mode	hydraulic
Steering type	Steering rack

**206 Schrägheck (2A/C)**
**1998 - 2001**
**13494**

**OE numbers**

 4000XH  
 4000AR  
 4000AX  
 4000.EY  
 4000.EW  
 4000CS

Steering type	Steering rack
Operating mode	hydraulic
Length (mm)	1180
tie rod entrance height	73
Manufacturer	TRW
connector type, piston rod entry	without teeth
tie rod entry diameter	18,6
Feature	pipes by pressure

**207 (WA\_, WC\_)**
**2006 -**
**131089**

**OE numbers**

 4000 VV  
 9670471580  
 6900001924  
 9681097280  
 9680969080  
 690000113

Steering type	Steering rack
Operating mode	Electronic

**304 (\_04M\_)**
**1969 - 1979**
**14247**
**OE numbers**

 400286  
 400264

Length (mm)	1204
Steering type	Steering rack
Operating mode	Manual

**305 I (581A)**
**1977 - 1982**
**14247**
**OE numbers**

 400286  
 400264

Length (mm)	1204
Steering type	Steering rack
Operating mode	Manual



**PEUGEOT**
**305 II (581M)**
**1982 - 1990**
**14247**
**OE numbers**

 400286  
400264

Length (mm)	1204
Steering type	Steering rack
Operating mode	Manual

**305 II Break (581E)**
**1982 - 1988**
**14248**
**OE numbers**

400562

Operating mode	Manual
Steering type	Steering rack
Length (mm)	1206

**306 (7B, N3, N5)**
**1994 - 2001**
**13481**

**OE numbers**

 4000KK  
4000S0  
9458108980  
4000.C2  
4000CV  
4000.V4  
4000 V6

Remarks	Threaded connectors
tie rod entry diameter	18,7
Steering side	Left-hand drive vehicle
connector type, piston rod entry	without teeth
screw measure	M14x1,5 / M16x1,5
tie end lenght [mm]	340
Feature	Flat pinion
tie rod entrance height	41

**13497**

**OE numbers**

 9458108980  
4000V4  
4000N2  
4000V6  
4000C2  
4000E0  
4000V2

Steering side	Left-hand drive vehicle
Remarks	Threaded connectors
tie rod entry diameter	18,7
connector type, piston rod entry	without teeth
tie end lenght [mm]	355
tie rod entrance height	44,5
screw measure	M14x1,5 / M16x1,5
Operating mode	hydraulic

**307 (3A/C)**
**2000 -**
**131017**

**OE numbers**

 4000.NK  
4000.NN

Length (mm)	1260
Steering type	Steering rack
Steering side	Left/right-hand drive vehicle
Manufacturer	TRW
Operating mode	hydraulic
tie rod entrance height	74
tie end lenght [mm]	340
Remarks	No conf. 13530

**PEUGEOT**
**13530**

**OE numbers**

 4000.ZJ  
 4000.QE  
 4000GE

Length (mm)	1220
Operating mode	hydraulic
tie end lenght [mm]	320
connector type, piston rod entry	without teeth
tie rod entrance height	77,8
Manufacturer	TRW
Steering type	Steering rack
Steering side	Left-hand drive vehicle

**308 (4A\_, 4C\_)**
**2007 -**
**131031**

**OE numbers**

 4.001L1  
 4001L2

Length (mm)	1125
Steering type	Steering rack
Manufacturer	JTEKT
Operating mode	hydraulic
tie rod entrance height	72,2
connector type, piston rod entry	without teeth
tie end lenght [mm]	277
tie rod entry diameter	18,6

**308 CC**
**2009 -**
**131031**

**OE numbers**

 4.001L1  
 4001L2

Length (mm)	1125
Steering type	Steering rack
Manufacturer	JTEKT
Operating mode	hydraulic
tie rod entrance height	72,2
connector type, piston rod entry	without teeth
tie end lenght [mm]	277
tie rod entry diameter	18,6

**308 SW**
**2007 -**
**131031**

**OE numbers**

 4.001L1  
 4001L2

Length (mm)	1125
Steering type	Steering rack
Manufacturer	JTEKT
Operating mode	hydraulic
tie rod entrance height	72,2
connector type, piston rod entry	without teeth
tie end lenght [mm]	277
tie rod entry diameter	18,6

**309 I (10C, 10A)**
**1985 - 1989**
**13485**

**OE numbers**

 4000G5  
 9431020021  
 400069  
 400065  
 4000.G9  
 4000.68  
 4000.61  
 4000.63  
 400064

Steering side	Left-hand drive vehicle
tie rod entry diameter	17,5
tie rod entry teeth number	36
connector type, piston rod entry	rack
tie rod entrance height	30
screw measure	M14x1,5 / M16x1,5
Operating mode	hydraulic
Steering type	Steering rack

**PEUGEOT**
**14240**

**OE numbers**

 400021  
 400023  
 400556  
 9455304467  
 9404005520

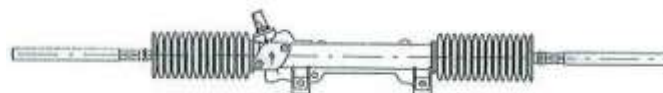
tie rod entry teeth number	28
tie rod entrance height	24
Steering type	Steering rack
Operating mode	Manual
connector type, piston rod entry	rack
Remarks	Toothed pinion
tie rod entry diameter	12
Length (mm)	1221

**309 II (3C, 3A)**
**1989 - 1993**
**13485**

**OE numbers**

 4000G5  
 9431020021  
 400069  
 400065  
 4000.G9  
 4000.68  
 4000.61  
 4000.63  
 400064

Steering side	Left-hand drive vehicle
tie rod entry diameter	17,5
tie rod entry teeth number	36
connector type, piston rod entry	rack
tie rod entrance height	30
screw measure	M14x1,5 / M16x1,5
Operating mode	hydraulic
Steering type	Steering rack

**14208**

**OE numbers**

 9431235021  
 400042  
 9455488480  
 91516336  
 400041

tie rod entry diameter	18,3
Steering type	Steering rack
Operating mode	Manual
connector type, piston rod entry	without teeth
tie rod entrance height	62,7
Length (mm)	1120

**4007 (GP\_)**
**2007 -**
**131057**

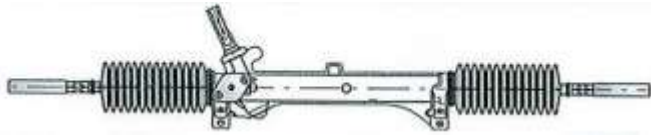

Operating mode	hydraulic
Steering type	Steering rack
Manufacturer	HSG129A DPH
connector type, piston rod entry	rack
tie rod entry diameter	16,5
screw measure	M16x1,5/M16x1,5
screw passing, tie end	14
Length (mm)	1295

**405 I (15B)**
**1987 - 1993**
**13486**

**OE numbers**

 4000.N2  
 4000.N4  
 4000.N5  
 4000.L9  
 400075  
 400100  
 400072  
 4000.73  
 52030

Manufacturer	BENDIX
Length (mm)	950
Steering type	Steering rack
Operating mode	hydraulic
screw measure	M14x1,5 / M16x1,5
Drill Ø	10
tie rod entrance height	32
connector type, piston rod entry	rack

**PEUGEOT**
**14244**

**OE numbers**

 400025  
 9431267021

Operating mode	Manual
Steering type	Steering rack
tie rod entry diameter	19
tie rod entrance height	70,9
connector type, piston rod entry	without teeth
Length (mm)	954

**405 II (4B)**
**1992 - 1995**
**13490**

**OE numbers**

 4000N4  
 4000N5  
 4000.N2  
 4000.L9  
 400OL9  
 400100  
 4000A5  
 4000C9

tie rod entry diameter	17,2
Steering side	Left-hand drive vehicle
connector type, piston rod entry	rack
tie rod entrance height	34
tie rod entry teeth number	38
screw measure	M14x1,5 / M16x1,5
Operating mode	hydraulic
Drill Ø	12

**14244**

**OE numbers**

 400025  
 9431267021

Operating mode	Manual
Steering type	Steering rack
tie rod entry diameter	19
tie rod entrance height	70,9
connector type, piston rod entry	without teeth
Length (mm)	954

**406 (8B)**
**1995 - 2004**
**13493**

**OE numbers**

 4000Y2  
 4000GH  
 4000X8  
 4000HT  
 4000CF  
 4000Z8  
 4000EJ  
 4000HH

Steering type	Steering rack
Length (mm)	1210
Operating mode	hydraulic
Manufacturer	ZF
screw measure	M14x1,5 / M16x1,5
tie rod entrance height	54
connector type, piston rod entry	without teeth
tie end lenght [mm]	305

**13493-1**
**OE numbers**

 4000Y2  
 4000GH  
 4000X8  
 4000HT  
 4000CF  
 4000Z8  
 4000EJ  
 4000HH

Steering side	Left-hand drive vehicle
tie rod entry diameter	18,6
Remarks	Threaded connectors
tie end lenght [mm]	305
connector type, piston rod entry	without teeth
tie rod entrance height	54
Manufacturer	TRW
screw measure	M14x1,5 / M16x1,5

**PEUGEOT**
**13495**

**OE numbers**

 4000 CC  
 4000 HK  
 4000.HW  
 4000.Y6  
 400046  
 4000Q6

Steering side	Left-hand drive vehicle
Equipment	with servotronic
Remarks	Threaded connectors
tie rod entry diameter	18,5
connector type, piston rod entry	without teeth
tie rod entrance height	41,7
screw measure	M14x1,5 / M16x1,5
Operating mode	hydraulic

**13557**

**OE numbers**

 4000GH  
 4000HH  
 4000Z8  
 4000.EJ

tie rod entry diameter	18,5
Feature	pipes by pressure
Steering type	Steering rack
tie rod entrance height	53,5
connector type, piston rod entry	without teeth
Steering side	Left-hand drive vehicle
Manufacturer	ZF
Operating mode	hydraulic

**13557S**

**OE numbers**

 4000HW  
 4000Q6  
 400046  
 9619548280  
 4000Y6

Length (mm)	1210
Operating mode	hydraulic
Manufacturer	ZF
tie end length [mm]	300
connector type, piston rod entry	without teeth
tie rod entrance height	41,1
Cylinder	For outer cylinder
Steering type	Steering rack

**13492**

**OE numbers**

 4000P7  
 4000K9  
 4000K8

Steering side	Left-hand drive vehicle
tie rod entry diameter	18,5
connector type, piston rod entry	without teeth
Manufacturer	TRW
tie rod entrance height	43
screw measure	M14x1,5 / M16x1,5
Cylinder	For outer cylinder
Operating mode	hydraulic

**407 (6D\_)**
**2004 -**
**13942**

**OE numbers**

 4001N0  
 4000RJ  
 4001V3  
 4000LJ

connector type, piston rod entry	without teeth
Steering side	Left-hand drive vehicle
Length (mm)	1055
Operating mode	hydraulic
Steering type	Steering rack
Feature	pipes by pressure
Feature	Max. Turn 184mm
tie rod entry diameter	18,5

**13942S**

**OE numbers**

 4000.1A  
 4000LR  
 60DHKM0158293F

tie rod entrance height	92
tie rod entry diameter	18,5
Feature	pipes by pressure
Equipment	with servotronic
Steering type	Steering rack
Operating mode	hydraulic
Length (mm)	1055
Steering side	Left-hand drive vehicle

**PEUGEOT**
**13989**

**OE numbers**

4000LL

Steering type	Steering rack
Operating mode	hydraulic
Feature	pipes by pressure
Feature	Max. Turn 174mm
tie rod entry diameter	18,5
connector type, piston rod entry	without teeth
Steering side	Left-hand drive vehicle
Length (mm)	1055

**505 (551A)**
**1979 - 1993**
**14242**
**OE numbers**

 400295  
400270

Steering type	Steering rack
Operating mode	Manual

**13483**

**OE numbers**

 7941102900  
405417  
400456  
943106321  
4002.97  
401117

Steering side	Left-hand drive vehicle
tie end length [mm]	260
tie rod entry diameter	18,8
Feature	pipes by pressure
Remarks	Iron distributor
tie rod entry teeth number	5
connector type, piston rod entry	rack
tie rod entrance height	35

**13482**

**OE numbers**

 400009  
400009

Length (mm)	1140
Manufacturer	BENDIX
Steering type	Steering rack
Operating mode	hydraulic
tie rod entry teeth number	36
connector type, piston rod entry	rack
tie rod entrance height	31,5
screw measure	M14x1,5 / M16x1,5

**605 (6B)**
**1989 - 1999**
**13426**

**OE numbers**

4000.H2

screw passing, tie end	M14
connector type, piston rod entry	rack
tie rod entrance height	33
tie rod entry teeth number	36
Steering side	Left-hand drive vehicle
Remarks	Variable flow volume
tie rod entry diameter	17,4
Manufacturer	BENDIX



**PEUGEOT**
**13925**

**OE numbers**

 4000H9  
 4000Q8  
 4000X4  
 4000.Q8

screw passing, tie end	M16
tie rod entry diameter	17,2
Steering type	Steering rack
screw passing, tie end	16
Operating mode	hydraulic
connector type, piston rod entry	rack
tie rod entry teeth number	36
Steering side	Left-hand drive vehicle

**13926**

**OE numbers**

 4000H2  
 4000.R0

Manufacturer	BENDIX
screw measure	M14x1,5 / M16x1,5
Length (mm)	1235
tie rod entrance height	32
Steering side	Left-hand drive vehicle
tie rod entry teeth number	36
connector type, piston rod entry	rack
Operating mode	hydraulic

**607 (9D, 9U)**
**2000 - 2004**
**13978**

**OE numbers**

 4000 RH  
 4000FW  
 4000GN  
 4000.NZ

connector type, piston rod entry	without teeth
Steering side	Left-hand drive vehicle
tie rod entrance height	59
tie rod entry diameter	18,5
Feature	pipes by pressure
Operating mode	hydraulic
Steering type	Steering rack
Length (mm)	1235

**13978S**

**OE numbers**

 4000 RH  
 4000CY

Manufacturer	ZF
Length (mm)	1235
Steering type	Steering rack
Operating mode	hydraulic
Feature	pipes by pressure
tie rod entry diameter	18,5
Equipment	with servotronic
tie rod entrance height	59

**806 (221)**
**1994 - 2002**
**13427**

**OE numbers**

 1312577080  
 71722563  
 71 722 564  
 71 722 562  
 400134  
 4001.28  
 4001.26  
 15000947  
 15000831

Steering type	Steering rack
Operating mode	hydraulic
screw measure	M16x1,5/M18x1,5
Length (mm)	1295
Remarks	M14
tie rod entry diameter	18,6
Steering side	Left-hand drive vehicle
connector type, piston rod entry	without teeth

**PEUGEOT**
**807 (E)**
**2002 - 2006**
**13531**

**OE numbers**

 4000GQ  
 71722574  
 71722572  
 71791345  
 4000PW  
 4000JF  
 1489732080  
 1356323080  
 1348591080

model support ID	ø15mm
tie rod entry diameter	18,6
Steering side	Left-hand drive vehicle
Equipment	with servotronic
Steering type	Steering rack
Length (mm)	1330
screw measure	M16x1,5 / M18x1,5
tie rod entrance height	45

**13981**

**OE numbers**

 7832974167  
 4000.TH  
 4000TF  
 4000R8  
 1400931480  
 1401381380  
 7832974210

Feature	pipes by pressure
tie rod entry diameter	18,5
Length (mm)	1305
Steering type	Steering rack
Operating mode	hydraulic
Steering side	Left-hand drive vehicle
tie rod entrance height	39
connector type, piston rod entry	without teeth

**BIPPER (AA\_)**
**2008 -**
**131059**

**OE numbers**

 400177  
 51784191  
 51784192  
 51832636  
 51832638  
 J39X0527TE  
 00552221240  
 0010612

Length (mm)	1165
Operating mode	hydraulic
Steering type	Steering rack
tie rod entry diameter	17,5
connector type, piston rod entry	rack
tie end length [mm]	275
tie rod entry teeth number	22
screw passing, tie end	14

**131059-1**
**OE numbers**

 400177  
 51784191  
 51784192  
 51832636  
 51832638  
 J39X0527TE  
 00552221240  
 0010612

tie rod entrance height	55
screw passing, tie end	M14
Manufacturer	TRW
tie rod entry teeth number	22
tie end length [mm]	275
connector type, piston rod entry	rack
tie rod entry diameter	17,5
Steering type	Steering rack

**BOXER Bus (244, Z\_)**
**2002 -**
**13660**

**OE numbers**

 71783554  
 1336494080  
 1340777080  
 4000JW  
 71722584

Length (mm)	1410
Steering type	Steering rack
Operating mode	hydraulic
tie rod entry diameter	17,6
tie rod entry teeth number	22
Num. of grooves	22
Steering side	Left-hand drive vehicle
connector type, piston rod entry	rack

**PEUGEOT**
**BOXER Furgón**
**2006 -**
**13971**

**OE numbers**

 1369943080  
 1359226080  
 4000SP  
 1345854080  
 4001E4  
 1607744380  
 1607744580  
 4000SF

screw measure	M14x1,5 / M16x1,5
Steering type	Steering rack
Operating mode	hydraulic
Length (mm)	1315
tie rod entry diameter	17,7
tie end lenght [mm]	260
tie rod entry teeth number	22
connector type, piston rod entry	rack

**13971S**

**OE numbers**

 4001E5  
 4000SF  
 4000SG  
 1341019080  
 1359225080

Manufacturer	TRW
tie rod entrance height	100
Steering side	Left-hand drive vehicle
connector type, piston rod entry	rack
tie rod entry teeth number	22
Equipment	with servotronic
tie end lenght [mm]	260
tie rod entry diameter	17,7

**BOXER Furgón (230L)**
**1994 - 2002**
**13422**

**OE numbers**

 4018H4  
 71 722 558  
 4004.E4  
 4000.Q3  
 4000.E4  
 15000779  
 1310352080  
 1304291080

tie rod entry teeth number	54
tie rod entrance height	49
Manufacturer	TRW
connector type, piston rod entry	rack
tie end lenght [mm]	315
Length (mm)	1410
Steering side	Left-hand drive vehicle
tie rod entry diameter	17,5

**13960**

**OE numbers**

 4000.EC  
 1334621080  
 4000 90  
 71722570  
 4018H4  
 4000.EF  
 1323199080  
 4004E4

screw measure	M14x1,5 / M16x1,5
Steering side	Left-hand drive vehicle
connector type, piston rod entry	rack
tie rod entrance height	48,4
Manufacturer	TRW
tie rod entry teeth number	54
Operating mode	hydraulic
Steering type	Steering rack

**BOXER Furgón (244)**
**2002 -**
**13660**

**OE numbers**

 71783554  
 1336494080  
 1340777080  
 4000JW  
 71722584

Length (mm)	1410
Steering type	Steering rack
Operating mode	hydraulic
tie rod entry diameter	17,6
tie rod entry teeth number	22
Num. of grooves	22
Steering side	Left-hand drive vehicle
connector type, piston rod entry	rack

**PEUGEOT**
**EXPERT (224)**
**1996 -**
**13427**

**OE numbers**

 1312577080  
 71722563  
 71 722 564  
 71 722 562  
 400134  
 4001.28  
 4001.26  
 15000947  
 15000831

Steering type	Steering rack
Operating mode	hydraulic
screw measure	M16x1,5/M18x1,5
Length (mm)	1295
Remarks	M14
tie rod entry diameter	18,6
Steering side	Left-hand drive vehicle
connector type, piston rod entry	without teeth

**EXPERT Furgón (222)**
**1996 -**
**13427**

**OE numbers**

 1312577080  
 71722563  
 71 722 564  
 71 722 562  
 400134  
 4001.28  
 4001.26  
 15000947  
 15000831

Steering type	Steering rack
Operating mode	hydraulic
screw measure	M16x1,5/M18x1,5
Length (mm)	1295
Remarks	M14
tie rod entry diameter	18,6
Steering side	Left-hand drive vehicle
connector type, piston rod entry	without teeth

**EXPERT Furgón (VF3A\_, VF3U\_, VF3X\_)**
**2007 -**
**13981**

**OE numbers**

 7832974167  
 4000.TH  
 4000TF  
 4000R8  
 1400931480  
 1401381380  
 7832974210

Feature	pipes by pressure
tie rod entry diameter	18,5
Length (mm)	1305
Steering type	Steering rack
Operating mode	hydraulic
Steering side	Left-hand drive vehicle
tie rod entrance height	39
connector type, piston rod entry	without teeth

**EXPERT Tepee (VF3V\_)**
**2007 -**
**13981**

**OE numbers**

 7832974167  
 4000.TH  
 4000TF  
 4000R8  
 1400931480  
 1401381380  
 7832974210

Feature	pipes by pressure
tie rod entry diameter	18,5
Length (mm)	1305
Steering type	Steering rack
Operating mode	hydraulic
Steering side	Left-hand drive vehicle
tie rod entrance height	39
connector type, piston rod entry	without teeth

**J5 Furgón (280L)**
**1983 - 1988**
**14207**

**OE numbers**

 400511  
 97911300380  
 9750012099  
 94558157879  
 9750005810  
 904470979  
 4000A0

Manufacturer	TRW
tie rod entry teeth number	52
connector type, piston rod entry	rack
tie rod entrance height	31,1
Operating mode	Manual
Steering type	Steering rack
screw passing, tie end	16
Length (mm)	1321

**PEUGEOT**
**13423**

**OE numbers**

 400039  
 4011.39  
 7594079  
 7719021  
 9791300380  
 9941078  
 9943622  
 4000.39

Steering type	Steering rack
screw measure	M14x1,5/M16x1,5
Operating mode	hydraulic
tie rod entry diameter	17,6
Steering side	Left-hand drive vehicle
tie end length [mm]	275
Length (mm)	1315
connector type, piston rod entry	rack

**J5 Furgón (290L)**
**1990 -**
**13423**

**OE numbers**

 400039  
 4011.39  
 7594079  
 7719021  
 9791300380  
 9941078  
 9943622  
 4000.39

Steering type	Steering rack
screw measure	M14x1,5/M16x1,5
Operating mode	hydraulic
tie rod entry diameter	17,6
Steering side	Left-hand drive vehicle
tie end length [mm]	275
Length (mm)	1315
connector type, piston rod entry	rack

**PARTNER Furgón (5)**
**1996 -**
**13424**

**OE numbers**

 9455851480  
 4000AA  
 4000G9  
 9451114780  
 4000KH  
 9458108980

screw measure	M12x1,5/M12x1,5
Manufacturer	ZF
connector type, piston rod entry	rack
tie rod entrance height	30
tie end length [mm]	340
tie rod entry teeth number	36
Feature	Toothed pinion
Steering side	Left-hand drive vehicle

**13481**

**OE numbers**

 4000KK  
 4000S0  
 9458108980  
 4000.C2  
 4000CV  
 4000.V4  
 4000.V6

Remarks	Threaded connectors
tie rod entry diameter	18,7
Steering side	Left-hand drive vehicle
connector type, piston rod entry	without teeth
screw measure	M14x1,5 / M16x1,5
tie end length [mm]	340
Feature	Flat pinion
tie rod entrance height	41

**13484**

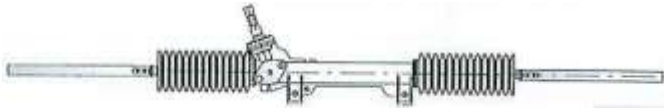
**OE numbers**

 4000JG  
 4000QW  
 4000QV  
 4000KN  
 4000JH  
 4000HP  
 4000HM  
 4000FP  
 4000FL

model support ID	10mm
Manufacturer	ZF/ TRW
Steering type	Steering rack
Operating mode	hydraulic
Length (mm)	1170
Remarks	No thread on Connectors
tie rod entrance height	41
Feature	Flat pinion

## PEUGEOT

**14209**



**OE numbers**

9451114580  
9431235021  
4000S2

Length (mm)	1165
tie rod entrance height	63,3
connector type, piston rod entry	without teeth
Steering type	Steering rack
tie rod entry diameter	17,1
Operating mode	Manual



**PEUGEOT**
**TRANS SPORT '97**
**1997 - 1998**
**13478**

**OE numbers**

 26065144  
 900349  
 900024  
 900384  
 900358  
 90 573 619  
 900565  
 26044475  
 26053458

Steering type	Steering rack
tie rod entrance height	125
Operating mode	hydraulic
Length (mm)	1170
tie rod entry diameter	17
screw measure	M16x1,5 / M18x1,5
connector type, piston rod entry	without teeth
Steering side	Left-hand drive vehicle

**13962**

**OE numbers**

 90 573 619  
 900565  
 900349  
 900358

tie rod entrance height	125
Length (mm)	1235
Steering side	Left-hand drive vehicle
connector type, piston rod entry	without teeth
Operating mode	hydraulic
Steering type	Steering rack
screw measure	M16x1,5 / M18x1,5
tie rod entry diameter	16,8

**PONTIAC**

911 (964)		1988 - 1993	
<b>13500</b> 	<b>OE numbers</b> 964347009BX	Manufacturer Steering type Operating mode Feature Remarks Steering side	ZF Steering rack hydraulic pipes by pressure One piece carcase Left-hand drive vehicle
<b>13961</b> 	<b>OE numbers</b> 99334701100 964347009BX 96434700904 96434700902 964347009DX 993347011X 7832955169	tie rod entry diameter Remarks tie end length [mm] Steering type Operating mode screw measure tie rod entrance height Length (mm)	17,5 2 screws on carcase 155 Steering rack hydraulic M12x1,5 / M14x1,5 62,5 575
911 (993)		1993 - 1997	
<b>13961</b> 	<b>OE numbers</b> 99334701100 964347009BX 96434700904 96434700902 964347009DX 993347011X 7832955169	tie rod entry diameter Remarks tie end length [mm] Steering type Operating mode screw measure tie rod entrance height Length (mm)	17,5 2 screws on carcase 155 Steering rack hydraulic M12x1,5 / M14x1,5 62,5 575
924		1975 - 1989	
<b>13499</b> 	<b>OE numbers</b> 9443470122 944347011BX 94434701124 94434701122 944347011AX 7840974205 78740955201	Length (mm) Steering side Feature tie rod entry diameter connector type, piston rod entry tie rod entry teeth number tie rod entrance height Operating mode	1470 Left-hand drive vehicle pipes by pressure 17,5 rack 34 62,7 hydraulic
928		1979 - 1995	
<b>13498</b> 	<b>OE numbers</b> 928 347 010 23 928 347 010 26 92834701027 928347010CX 928347010DX 92834701024	Manufacturer Steering type Operating mode screw measure tie rod entry teeth number connector type, piston rod entry tie rod entry diameter Steering side	ZF Steering rack hydraulic M14x1,5 / M14x1,5 52 rack 17,6 Left-hand drive vehicle

**PORSCHE**
**944**
**1981 - 1991**
**13499**

**OE numbers**

9443470122  
 944347011BX  
 94434701124  
 94434701122  
 944347011AX  
 7840974205  
 78740955201

Length (mm)	1470
Steering side	Left-hand drive vehicle
Feature	pipes by pressure
tie rod entry diameter	17,5
connector type, piston rod entry	rack
tie rod entry teeth number	34
tie rod entrance height	62,7
Operating mode	hydraulic

**968**
**1991 - 1995**
**13499**

**OE numbers**

9443470122  
 944347011BX  
 94434701124  
 94434701122  
 944347011AX  
 7840974205  
 78740955201

Length (mm)	1470
Steering side	Left-hand drive vehicle
Feature	pipes by pressure
tie rod entry diameter	17,5
connector type, piston rod entry	rack
tie rod entry teeth number	34
tie rod entrance height	62,7
Operating mode	hydraulic

**CAYENNE (955)**
**2002 -**
**13995**

**OE numbers**

7L6 422 063 BX  
 7L6 422 063 B  
 7L6 422 062 SX  
 7L6 422 062 S  
 7L6 422 062 AX  
 7L6 422 062 A  
 7L6 422 061 MX  
 7L6 422 061 M  
 7852993468

Manufacturer	ZF
Steering side	Left-hand drive vehicle
Feature	pipes by pressure
Equipment	with servotronic
Operating mode	hydraulic
Steering type	Steering rack

**PORSCHE**
**11 (B/C37\_)**
**1983 - 1988**
**14256**

**OE numbers**

 7701463999  
 7701465388  
 7701584785  
 7700598246

Steering type	Steering rack
Operating mode	Manual
tie rod entry diameter	17,1
tie rod entrance height	23,7
Remarks	Toothed pinion
tie rod entry teeth number	39
connector type, piston rod entry	rack
Length (mm)	1160

**14263**

**OE numbers**

 7701632204  
 7701465388

Remarks	Flat pinion
connector type, piston rod entry	without teeth
tie rod entrance height	47,9
Operating mode	Manual
Steering type	Steering rack
tie rod entry diameter	18,5
Length (mm)	1160

**14264**

**OE numbers**

 7701462168  
 7701463999

Length (mm)	1160
Steering type	Steering rack
Operating mode	Manual

**12 Variable (117\_)**
**1970 - 1980**
**14255**
**OE numbers**

 7700556737  
 7700544493

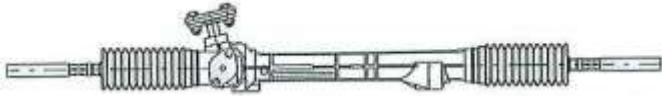
Operating mode	Manual
Steering type	Steering rack

**14 (121\_)**
**1976 - 1983**
**14257**

**OE numbers**

7943010169

connector type, piston rod entry	rack
tie rod entry teeth number	5
Length (mm)	1024
tie rod entrance height	31,3
Operating mode	Manual
Steering type	Steering rack
tie rod entry diameter	16,1

**RENAULT**
**18 (134\_)**
**1978 - 1986**
**14258**

**OE numbers**

 7701461391  
 7701463024

Steering type	Steering rack
Operating mode	Manual
Remarks	Pinion mit Stütze
Length (mm)	997

**14259**

**OE numbers**

 7701463024  
 7701584720

tie rod entry teeth number	40
Length (mm)	1030
tie rod entrance height	45,4
connector type, piston rod entry	rack
Operating mode	Manual
Steering type	Steering rack
tie rod entry diameter	17,5

**19 I (B/C53\_)**
**1988 - 1992**
**13507**

**OE numbers**

 7701466591  
 7701466595  
 7701351861  
 7701351857  
 7701465351

Length (mm)	1170
Operating mode	hydraulic
connector type, piston rod entry	without teeth
Manufacturer	SMI / KOYO
tie rod entrance height	44,5
screw measure	M16x1,5 / M18x1,5
Steering type	Steering rack
tie rod entry diameter	17,9

**14265**

**OE numbers**

 7701466375  
 6000022407

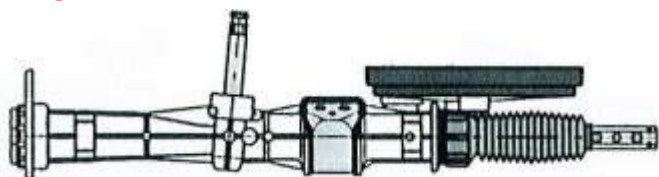
Operating mode	Manual
Steering type	Steering rack
tie rod entry diameter	18,6
tie rod entrance height	48,1
connector type, piston rod entry	without teeth
Remarks	Flat pinion
Length (mm)	1140

**19 II (B/C53\_)**
**1992 - 1995**
**13507**

**OE numbers**

 7701466591  
 7701466595  
 7701351861  
 7701351857  
 7701465351

Length (mm)	1170
Operating mode	hydraulic
connector type, piston rod entry	without teeth
Manufacturer	SMI / KOYO
tie rod entrance height	44,5
screw measure	M16x1,5 / M18x1,5
Steering type	Steering rack
tie rod entry diameter	17,9

**RENAULT**
**21 (B48\_)**
**1989 - 1994**
**14314**


Steering type	Steering rack
Operating mode	Manual

**13502**

**OE numbers**

 7701351847  
 7701466545  
 7701624271

Manufacturer	BENDIX
Steering type	Steering rack
Operating mode	hydraulic
Length (mm)	1195
connector type, piston rod entry	rack
tie rod entry teeth number	36
tie rod entrance height	41,3
Feature	Toothed pinion

**13503**

**OE numbers**

 7701624275  
 7700598884  
 7701464089  
 7701464689

Steering side	Left-hand drive vehicle
tie rod entrance height	21
tie rod entry diameter	17,4
screw measure	M16x1,5 / M18x1,5
Remarks	TXE
tie rod entry teeth number	54
connector type, piston rod entry	rack
Operating mode	hydraulic

**13513**

**OE numbers**

 7701351849  
 7701466547

Operating mode	hydraulic
Length (mm)	1195
Manufacturer	BENDIX
connector type, piston rod entry	without teeth
Feature	Flat pinion
tie rod entrance height	46
Remarks	GTS
screw measure	M16x1,5 / M18x1,5

**14267**

**OE numbers**

 7701464087  
 7701465919  
 7701624269

Operating mode	Manual
Steering type	Steering rack
tie rod entry diameter	17
tie rod entrance height	62,4
tie rod entry teeth number	5
connector type, piston rod entry	rack
Remarks	Flat pinion
Length (mm)	1192



**RENAULT**
**25 (B29\_)**
**1984 - 1993**
**13504**

**OE numbers**

 7701351489  
 7701351653  
 7701351827  
 7701465149  
 7701466467  
 7701637913

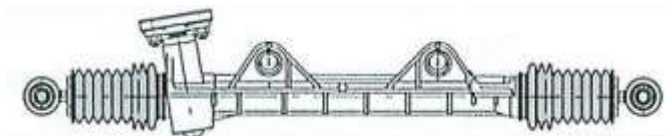
Manufacturer	BENDIX
Length (mm)	1075
Operating mode	hydraulic
connector type, piston rod entry	rack
tie rod entry teeth number	36
tie rod entrance height	47
screw measure	M16x1,5 / M18x1,5
Steering type	Steering rack

**4 (112\_)**
**1962 - 1993**
**14251**

**OE numbers**

 7700553958  
 7943010201

Remarks	with rod
Operating mode	Manual
Steering type	Steering rack
Length (mm)	925

**14250**

**OE numbers**

 7943010149  
 7700553958

Steering type	Steering rack
Operating mode	Manual
Remarks	with Silentblock

**5 (122\_)**
**1972 - 1985**
**14252**

**OE numbers**

 7700529867  
 7943010146

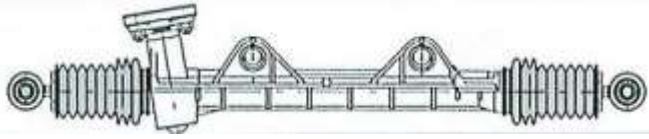
Steering type	Steering rack
Operating mode	Manual
Remarks	with Silentblock
Length (mm)	657

**14253**

**OE numbers**

 7943010219  
 7700667301

Remarks	with rod
Operating mode	Manual
Steering type	Steering rack

**RENAULT**
**6 (118\_)**
**1969 - 1987**
**14250**

**OE numbers**

 7943010149  
 7700553958

Steering type	Steering rack
Operating mode	Manual
Remarks	with Silentblock

**14251**

**OE numbers**

 7700553958  
 7943010201

Remarks	with rod
Operating mode	Manual
Steering type	Steering rack
Length (mm)	925

**9 (L42\_)**
**1981 - 1989**
**14256**

**OE numbers**

 7701463999  
 7701465388  
 7701584785  
 7700598246

Steering type	Steering rack
Operating mode	Manual
tie rod entry diameter	17,1
tie rod entrance height	23,7
Remarks	Toothed pinion
tie rod entry teeth number	39
connector type, piston rod entry	rack
Length (mm)	1160

**14263**

**OE numbers**

 7701632204  
 7701465388

Remarks	Flat pinion
connector type, piston rod entry	without teeth
tie rod entrance height	47,9
Operating mode	Manual
Steering type	Steering rack
tie rod entry diameter	18,5
Length (mm)	1160





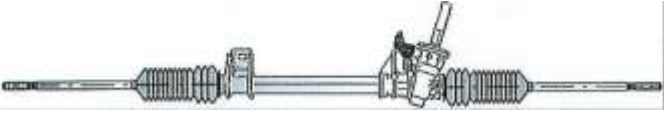

**CLIO I (B/C57\_, 5/357\_)**
**1990 - 1998**
**13508**

**OE numbers**







 7700800066  
 7701351997  
 7701352075  
 7701467263

Steering side	Left-hand drive vehicle
tie rod entry diameter	17,9
Steering type	Steering rack
screw measure	M16x1,5 / M18x1,5
tie rod entrance height	45
connector type, piston rod entry	without teeth
Operating mode	hydraulic
Length (mm)	1060

**RENAULT**

<b>14266</b> 	<b>OE numbers</b> 7701466059 7700800068	<table border="0"> <tr> <td>Feature</td> <td>Female thread axial joint</td> </tr> <tr> <td>Remarks</td> <td>Square Pinion</td> </tr> <tr> <td>connector type, piston rod entry</td> <td>without teeth</td> </tr> <tr> <td>tie rod entrance height</td> <td>51,5</td> </tr> <tr> <td>Length (mm)</td> <td>1055</td> </tr> <tr> <td>tie rod entry diameter</td> <td>18</td> </tr> <tr> <td>Steering type</td> <td>Steering rack</td> </tr> <tr> <td>Operating mode</td> <td>Manual</td> </tr> </table>	Feature	Female thread axial joint	Remarks	Square Pinion	connector type, piston rod entry	without teeth	tie rod entrance height	51,5	Length (mm)	1055	tie rod entry diameter	18	Steering type	Steering rack	Operating mode	Manual
Feature	Female thread axial joint																	
Remarks	Square Pinion																	
connector type, piston rod entry	without teeth																	
tie rod entrance height	51,5																	
Length (mm)	1055																	
tie rod entry diameter	18																	
Steering type	Steering rack																	
Operating mode	Manual																	
<b>14254</b> 	<b>OE numbers</b> 7701467471 7700807517	<table border="0"> <tr> <td>Steering type</td> <td>Steering rack</td> </tr> <tr> <td>Operating mode</td> <td>Manual</td> </tr> <tr> <td>screw passing, tie end</td> <td>14</td> </tr> <tr> <td>tie rod entry diameter</td> <td>18,7</td> </tr> <tr> <td>tie rod entrance height</td> <td>56,7</td> </tr> <tr> <td>connector type, piston rod entry</td> <td>without teeth</td> </tr> <tr> <td>Remarks</td> <td>Flat pinion</td> </tr> <tr> <td>Feature</td> <td>Male thread axial joint</td> </tr> </table>	Steering type	Steering rack	Operating mode	Manual	screw passing, tie end	14	tie rod entry diameter	18,7	tie rod entrance height	56,7	connector type, piston rod entry	without teeth	Remarks	Flat pinion	Feature	Male thread axial joint
Steering type	Steering rack																	
Operating mode	Manual																	
screw passing, tie end	14																	
tie rod entry diameter	18,7																	
tie rod entrance height	56,7																	
connector type, piston rod entry	without teeth																	
Remarks	Flat pinion																	
Feature	Male thread axial joint																	
<b>13516</b> 	<b>OE numbers</b> 7700807513 7701467473 7701352075 7701351997	<table border="0"> <tr> <td>Steering side</td> <td>Left-hand drive vehicle</td> </tr> <tr> <td>tie rod entry diameter</td> <td>17,9</td> </tr> <tr> <td>Steering type</td> <td>Steering rack</td> </tr> <tr> <td>screw measure</td> <td>M16x1,5 / M18x1,5</td> </tr> <tr> <td>tie rod entrance height</td> <td>44</td> </tr> <tr> <td>Manufacturer</td> <td>SMI</td> </tr> <tr> <td>connector type, piston rod entry</td> <td>without teeth</td> </tr> <tr> <td>Operating mode</td> <td>hydraulic</td> </tr> </table>	Steering side	Left-hand drive vehicle	tie rod entry diameter	17,9	Steering type	Steering rack	screw measure	M16x1,5 / M18x1,5	tie rod entrance height	44	Manufacturer	SMI	connector type, piston rod entry	without teeth	Operating mode	hydraulic
Steering side	Left-hand drive vehicle																	
tie rod entry diameter	17,9																	
Steering type	Steering rack																	
screw measure	M16x1,5 / M18x1,5																	
tie rod entrance height	44																	
Manufacturer	SMI																	
connector type, piston rod entry	without teeth																	
Operating mode	hydraulic																	
<b>CLIO II (BB0/1/2_, CB0/1/2_)</b>		<b>1998 - 2005</b>																
<b>13965</b> 	<b>OE numbers</b> 7701470744 7701471988 7701471304 7701471986 7701472114 7700313713 7711134176	<table border="0"> <tr> <td>Length (mm)</td> <td>1110</td> </tr> <tr> <td>Steering type</td> <td>Steering rack</td> </tr> <tr> <td>screw measure</td> <td>M16x1,5 / M18x1,5</td> </tr> <tr> <td>Operating mode</td> <td>hydraulic</td> </tr> <tr> <td>tie rod entry diameter</td> <td>17,9</td> </tr> <tr> <td>tie end length [mm]</td> <td>265</td> </tr> <tr> <td>Steering side</td> <td>Left-hand drive vehicle</td> </tr> <tr> <td>Manufacturer</td> <td>SMI</td> </tr> </table>	Length (mm)	1110	Steering type	Steering rack	screw measure	M16x1,5 / M18x1,5	Operating mode	hydraulic	tie rod entry diameter	17,9	tie end length [mm]	265	Steering side	Left-hand drive vehicle	Manufacturer	SMI
Length (mm)	1110																	
Steering type	Steering rack																	
screw measure	M16x1,5 / M18x1,5																	
Operating mode	hydraulic																	
tie rod entry diameter	17,9																	
tie end length [mm]	265																	
Steering side	Left-hand drive vehicle																	
Manufacturer	SMI																	
<b>14320</b> 	<b>OE numbers</b> 7700437051 7700437052 8200 711 396 8200 711 397 8200 891 308 8200 891 307 7711 135 462 7711 135 463	<table border="0"> <tr> <td>Steering type</td> <td>Steering rack</td> </tr> <tr> <td>tie rod entry diameter</td> <td>18,5</td> </tr> <tr> <td>screw passing, tie end</td> <td>14</td> </tr> <tr> <td>connector type, piston rod entry</td> <td>without teeth</td> </tr> <tr> <td>Operating mode</td> <td>electric</td> </tr> <tr> <td>tie rod entrance height</td> <td>49,4</td> </tr> <tr> <td>Remarks</td> <td>with electric connector</td> </tr> <tr> <td>Length (mm)</td> <td>1180</td> </tr> </table>	Steering type	Steering rack	tie rod entry diameter	18,5	screw passing, tie end	14	connector type, piston rod entry	without teeth	Operating mode	electric	tie rod entrance height	49,4	Remarks	with electric connector	Length (mm)	1180
Steering type	Steering rack																	
tie rod entry diameter	18,5																	
screw passing, tie end	14																	
connector type, piston rod entry	without teeth																	
Operating mode	electric																	
tie rod entrance height	49,4																	
Remarks	with electric connector																	
Length (mm)	1180																	
<b>13944</b> 	<b>OE numbers</b> 6900000073 7711134174 7701470744 7701352763 77001471988 7700429712	<table border="0"> <tr> <td>Length (mm)</td> <td>1060</td> </tr> <tr> <td>tie rod entry diameter</td> <td>18</td> </tr> <tr> <td>tie end length [mm]</td> <td>240</td> </tr> <tr> <td>Steering type</td> <td>Steering rack</td> </tr> <tr> <td>Operating mode</td> <td>hydraulic</td> </tr> <tr> <td>screw measure</td> <td>M16x1,5 / M18x1,5</td> </tr> <tr> <td>Remarks</td> <td>Check picture</td> </tr> <tr> <td>tie rod entrance height</td> <td>43</td> </tr> </table>	Length (mm)	1060	tie rod entry diameter	18	tie end length [mm]	240	Steering type	Steering rack	Operating mode	hydraulic	screw measure	M16x1,5 / M18x1,5	Remarks	Check picture	tie rod entrance height	43
Length (mm)	1060																	
tie rod entry diameter	18																	
tie end length [mm]	240																	
Steering type	Steering rack																	
Operating mode	hydraulic																	
screw measure	M16x1,5 / M18x1,5																	
Remarks	Check picture																	
tie rod entrance height	43																	

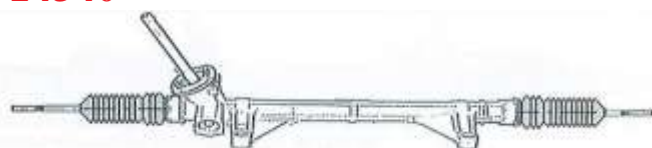
**RENAULT**

<b>13915</b> 	<b>OE numbers</b> 49001-00Q0B 49001-00Q1E 49001-00Q0F 49001-00QAE 8200050763 8200033768 8200033765 8200710929 7701468271	Length (mm) 1185 Remarks Tubería anclaje lat. tie rod entrance height 45 Manufacturer SMI Steering side Left-hand drive vehicle connector type, piston rod entry without teeth tie end lenght [mm] 305 Feature No = 13519
<b>13587</b> 	<b>OE numbers</b> 7700 435 644 8200 055 676 7701 471 304 8200 770 043 7711134506 7711134508 7926300001 7701471139 7700432640	Operating mode hydraulic Length (mm) 1060 Manufacturer TRW tie rod entrance height 44,6 Steering side Left-hand drive vehicle connector type, piston rod entry without teeth Steering type Steering rack screw measure M16x1,5 / M18x1,5
<b>13580</b> 	<b>OE numbers</b> 7700429712 6900000073 7711134509 8200917748 8200033768 7701471305 6900000118 8200054185-I 8200054185	tie rod entry diameter 18 screw measure M16x1,5 / M18x1,5 Steering type Steering rack connector type, piston rod entry without teeth Steering side Left-hand drive vehicle tie end lenght [mm] 300 tie rod entrance height 45 Manufacturer TRW
<b>13556</b> 	<b>OE numbers</b> 7700429712 7700429717 7700435644 7700313711 7701471139 7701468271	Operating mode hydraulic Length (mm) 1060 Steering side Left-hand drive vehicle connector type, piston rod entry without teeth Manufacturer SMI tie rod entrance height 45,5 Steering type Steering rack screw measure M16x1,5 / M18x1,5
<b>13519</b> 	<b>OE numbers</b> 7700313969 7711134509 7700313696	Steering side Left-hand drive vehicle tie rod entry diameter 17,9 Feature No = 13915 Steering type Steering rack screw measure M16x1,5 / M18x1,5 tie rod entrance height 45,2 Manufacturer SMI connector type, piston rod entry without teeth
<b>131023</b> 	<b>OE numbers</b> 8200320863 6900000681 T00125601 6820000099 8200710929 8200033768 8200033765 7701468271 8200050763	Steering type Steering rack Length (mm) 1180 Operating mode hydraulic tie rod entrance height 43,1 Manufacturer KOYO-SMI tie end lenght [mm] 305 Feature No = 13915 tie rod entry diameter 17,8

**RENAULT**
**CLIO III (BR0/1, CR0/1)**
**2005 -**
**14352**
**OE numbers**

 48001BC43A  
 8200565645  
 8200124408

Steering type	Steering rack
tie rod entrance height	130
tie rod entry diameter	16,5
Operating mode	hydraulic
Manufacturer	TRW
screw passing, tie end	M14
connector type, piston rod entry	without teeth
Length (mm)	1240

**14340**

**OE numbers**

 8200124407  
 8200124408

Length (mm)	1250
Steering type	Steering rack
tie rod entrance height	149
screw passing, tie end	14
tie rod entry diameter	16,9
Operating mode	electric
Manufacturer	TRW
connector type, piston rod entry	without teeth

**ESPACE I (J11\_)**
**1984 - 1992**
**13510**

**OE numbers**

 7701467179  
 6025071194  
 7701351983  
 7701352221  
 7701468145

Steering side	Left-hand drive vehicle
Steering type	Steering rack
screw measure	M16x1,5 / M18x1,5
tie rod entry diameter	17,4
Manufacturer	TRW/NSK/SMI/KOYO
tie rod entrance height	47
tie rod entry teeth number	36
connector type, piston rod entry	rack

**ESPACE II (J/S63\_)**
**1991 - 1996**
**13510**

**OE numbers**

 7701467179  
 6025071194  
 7701351983  
 7701352221  
 7701468145

Steering side	Left-hand drive vehicle
Steering type	Steering rack
screw measure	M16x1,5 / M18x1,5
tie rod entry diameter	17,4
Manufacturer	TRW/NSK/SMI/KOYO
tie rod entrance height	47
tie rod entry teeth number	36
connector type, piston rod entry	rack

**ESPACE III (JE0\_)**
**1996 - 2002**
**13581**

**OE numbers**

 6025370492  
 6025370227  
 7700876218  
 7701471732  
 7701471733

Operating mode	hydraulic
Length (mm)	1105
tie rod entrance height	60
Steering side	Left-hand drive vehicle
connector type, piston rod entry	without teeth
Manufacturer	SMI
Steering type	Steering rack
screw passing, tie end	14



**RENAULT**
**ESPACE IV (JK0/1\_)**
**2002 - 2005**
**131028**

**OE numbers**

 8200096706  
 6800001474B  
 8200891249  
 6900000252  
 8200456386  
 6900000773  
 490048929R  
 8200706715  
 490018929R

Steering type	Steering rack
Length (mm)	1120
Operating mode	hydraulic
tie rod entrance height	75,9
Manufacturer	KOYO-SMI
connector type, piston rod entry	without teeth
tie end length [mm]	245
tie rod entry diameter	18

**131028S**

**OE numbers**

 6900000253  
 7711368636  
 8200891245  
 8200096712  
 490014576R  
 8200456384  
 8200706732

tie rod entry diameter	18
tie end length [mm]	245
connector type, piston rod entry	without teeth
Equipment	with servotronic
Manufacturer	KOYO-SMI
tie rod entrance height	75,9
Operating mode	hydraulic
Length (mm)	1120

**EXPRESS Furgón (F40\_, G40\_)**
**1985 - 1998**
**14260**

**OE numbers**

 7701624297  
 7701463995  
 7701463347

tie rod entry diameter	17,4
tie rod entrance height	22,1
Steering type	Steering rack
Operating mode	Manual
connector type, piston rod entry	rack
tie rod entry teeth number	40
Remarks	Toothed pinion
Length (mm)	1092

**14268**

**OE numbers**

 7701465475  
 7701466485  
 6000022405

Length (mm)	1085
Remarks	Flat pinion
connector type, piston rod entry	without teeth
tie rod entrance height	49,5
Steering type	Steering rack
Operating mode	Manual
tie rod entry diameter	17,8

**13518**

**OE numbers**

 7701471732  
 7700876218  
 7701632207

Length (mm)	1095
Operating mode	hydraulic
connector type, piston rod entry	rack
tie rod entry teeth number	40
Feature	Toothed pinion
tie rod entrance height	36,5
Manufacturer	TRW
screw measure	M16x1,5 / M18x1,5



**RENAULT**
**13514**

**OE numbers**

 7701467947  
 7701466425

tie rod entry diameter	18
Steering side	Left-hand drive vehicle
tie end length [mm]	260
Steering type	Steering rack
screw measure	M16x1,5 / M18x1,5
Manufacturer	TRW /NSK/ SMI/ KOYO
tie rod entrance height	45
Feature	Flat pinion

**FUEGO (136\_)**
**1980 - 1992**
**14258**

**OE numbers**

 7701461391  
 7701463024

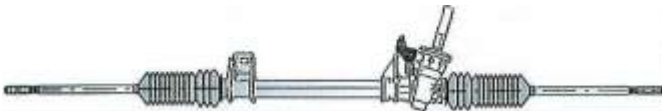
Steering type	Steering rack
Operating mode	Manual
Remarks	Pinion mit Stütze
Length (mm)	997

**GRAND SCÉNIC II (JM0/1\_)**
**2004 -**
**14321**

**OE numbers**

 8200324632  
 8200463517  
 8200088495  
 7955501009LH  
 7955501009

screw passing, tie end	12
Length (mm)	1060
Manufacturer	TRW
Operating mode	electric
connector type, piston rod entry	without teeth
tie rod entrance height	140
tie rod entry diameter	16,5
Remarks	Ergänzende Information

**KANGOO (KC0/1\_)**
**1997 -**
**14320**

**OE numbers**

 7700437051  
 7700437052  
 8200 711 396  
 8200 711 397  
 8200 891 308  
 8200 891 307  
 7711 135 462  
 7711 135 463

Steering type	Steering rack
tie rod entry diameter	18,5
screw passing, tie end	14
connector type, piston rod entry	without teeth
Operating mode	electric
tie rod entrance height	49,4
Remarks	with electric connector
Length (mm)	1180







**13940**

**OE numbers**

 820048312  
 8200048312  
 7711135042

Feature	pipes by pressure
Steering type	Steering rack
Operating mode	hydraulic
Steering side	Left-hand drive vehicle
Manufacturer	SMI

**RENAULT**

<b>14319</b> 	<b>OE numbers</b> 7701470742	Length (mm) 1110 Remarks Flat pinion Steering type Steering rack Operating mode Manual
<b>131023</b> 	<b>OE numbers</b> 8200320863 6900000681 T00125601 6820000099 8200710929 8200033768 8200033765 7701468271 8200050763	Steering type Steering rack Length (mm) 1180 Operating mode hydraulic tie rod entrance height 43,1 Manufacturer KOYO-SMI tie end lenght [mm] 305 Feature No = 13915 tie rod entry diameter 17,8
<b>13965</b> 	<b>OE numbers</b> 7701470744 7701471988 7701471304 7701471986 7701472114 7700313713 7711134176	Length (mm) 1110 Steering type Steering rack screw measure M16x1,5 / M18x1,5 Operating mode hydraulic tie rod entry diameter 17,9 tie end lenght [mm] 265 Steering side Left-hand drive vehicle Manufacturer SMI
<b>13944</b> 	<b>OE numbers</b> 6900000073 7711134174 7701470744 7701352763 77001471988 7700429712	Length (mm) 1060 tie rod entry diameter 18 tie end lenght [mm] 240 Steering type Steering rack Operating mode hydraulic screw measure M16x1,5 / M18x1,5 Remarks Check picture tie rod entrance height 43
<b>13587</b> 	<b>OE numbers</b> 7700 435 644 8200 055 676 7701 471 304 8200 770 043 7711134506 7711134508 7926300001 7701471139 7700432640	Operating mode hydraulic Length (mm) 1060 Manufacturer TRW tie rod entrance height 44,6 Steering side Left-hand drive vehicle connector type, piston rod entry without teeth Steering type Steering rack screw measure M16x1,5 / M18x1,5
<b>13580</b> 	<b>OE numbers</b> 7700429712 6900000073 7711134509 8200917748 8200033768 7701471305 6900000118 8200054185-I 8200054185	tie rod entry diameter 18 screw measure M16x1,5 / M18x1,5 Steering type Steering rack connector type, piston rod entry without teeth Steering side Left-hand drive vehicle tie end lenght [mm] 300 tie rod entrance height 45 Manufacturer TRW

**RENAULT**
**13556**

**OE numbers**

 7700429712  
 7700429717  
 7700435644  
 7700313711  
 7701471139  
 7701468271

Operating mode	hydraulic
Length (mm)	1060
Steering side	Left-hand drive vehicle
connector type, piston rod entry	without teeth
Manufacturer	SMI
tie rod entrance height	45,5
Steering type	Steering rack
screw measure	M16x1,5 / M18x1,5

**13519**

**OE numbers**

 7700313969  
 7711134509  
 7700313696

Steering side	Left-hand drive vehicle
tie rod entry diameter	17,9
Feature	No = 13915
Steering type	Steering rack
screw measure	M16x1,5 / M18x1,5
tie rod entrance height	45,2
Manufacturer	SMI
connector type, piston rod entry	without teeth

**13915**

**OE numbers**

 49001-00Q0B  
 49001-00Q1E  
 49001-00Q0F  
 49001-00QAE  
 8200050763  
 8200033768  
 8200033765  
 8200710929  
 7701468271

Length (mm)	1185
Remarks	Tubería anclaje lat.
tie rod entrance height	45
Manufacturer	SMI
Steering side	Left-hand drive vehicle
connector type, piston rod entry	without teeth
tie end lenght [mm]	305
Feature	No = 13519

**LAGUNA Coupe (DT0/1)**
**2008 -**
**131128**
**OE numbers**

 4900 100 40R  
 6900 001 354

Length (mm)	1040
tie rod entry diameter	1,8
tie rod entrance height	55
Manufacturer	KOYO
tie end lenght [mm]	190
connector type, piston rod entry	without teeth
screw passing, tie end	14
Operating mode	hydraulic

**LAGUNA I (B56\_, 556\_)**
**1993 - 2001**
**131064**

**OE numbers**

 7701352083  
 7701467499  
 8200039028

Operating mode	hydraulic
Length (mm)	1090
Steering type	Steering rack
tie rod entry diameter	18
connector type, piston rod entry	without teeth
tie end lenght [mm]	265
Equipment	with servotronic
screw measure	M16x1,5/M18x1,5

**RENAULT**
**13511**

**OE numbers**

 7701352081  
7701467497

Length (mm)	1090
Operating mode	hydraulic
connector type, piston rod entry	without teeth
Manufacturer	SMI
tie rod entrance height	82
Steering type	Steering rack
Steering side	Left-hand drive vehicle
tie end lenght [mm]	265

**13910**

**OE numbers**

 7701352083  
7701467499  
8200039028

Steering side	Left-hand drive vehicle
connector type, piston rod entry	without teeth
tie rod entrance height	85,1
Manufacturer	KOYO / SMI
tie rod entry diameter	17,9
Equipment	with servotronic
Operating mode	hydraulic
screw measure	M16x1,5 / M18x1,5

**LAGUNA II (BG0/1\_)**
**2001 - 2005**
**13505**

**OE numbers**

 8200023082  
7711134569  
8200023083

Steering side	Left-hand drive vehicle
tie end lenght [mm]	220
tie rod entry diameter	17,9
Feature	pipes by pressure
Steering type	Steering rack
tie rod entrance height	58,6
Manufacturer	SMI
connector type, piston rod entry	without teeth

**13505S**

**OE numbers**

 8200 891 252  
8200 706 728  
8200 456 383  
8200 230 659  
8200023853  
8200023851  
8200430198

Length (mm)	1065
Operating mode	hydraulic
connector type, piston rod entry	without teeth
Manufacturer	SMI
tie rod entrance height	58,6
Steering type	Steering rack
Feature	pipes by pressure
tie rod entry diameter	17,9

**LAGUNA III (BT0/1)**
**2007 -**
**131128**
**OE numbers**

 4900 100 40R  
6900 001 354

Length (mm)	1040
tie rod entry diameter	1,8
tie rod entrance height	55
Manufacturer	KOYO
tie end lenght [mm]	190
connector type, piston rod entry	without teeth
screw passing, tie end	14
Operating mode	hydraulic

**RENAULT**
**MASTER I Bus (T\_\_)**
**1980 - 1998**
**14269**

**OE numbers**

 7700728751  
 867419065  
 867419105  
 861419063C

Operating mode

Manual

Steering type

Steering rack

**13512**

**OE numbers**

 7700744142  
 7701352441  
 93807841  
 98445304

tie rod entry diameter

17,6

Steering side

Left-hand drive vehicle

Steering type

Steering rack

Length (mm)

1275

screw measure

M16x1,5 / M18x1,5

tie rod entry teeth number

54

Manufacturer

TRW

tie rod entrance height

42

**MASTER II Furgón (FD)**
**1998 - 2001**
**13555**

**OE numbers**

 7701352645  
 7701470359  
 7700308864  
 4502442  
 4501258

tie end lenght [mm]

180

Steering type

Steering rack

Steering side

Left-hand drive vehicle

Operating mode

hydraulic

**13582**

**OE numbers**

 93196561  
 93193026  
 93185656  
 93192869  
 93196238  
 93195419  
 93192589  
 93181023  
 93181008

tie end lenght [mm]

180

tie rod entry diameter

17,7

screw measure

M16x1,5 / M18x1,5

Steering type

Steering rack

connector type, piston rod entry

without teeth

Steering side

Left-hand drive vehicle

tie rod entrance height

82,4

Manufacturer

KOYO-SMI

**MEGANE I (BA0/1\_)**
**1996 - 2001**
**13585-1**
**OE numbers**

 7700429502  
 7925300009  
 7925300011  
 7925300001  
 7700840893  
 7700417281  
 7711134106

tie rod entry diameter

18

screw measure

M16x1,5 / M18x1,5

Steering type

Steering rack

tie rod entrance height

40

connector type, piston rod entry

without teeth

Steering side

Left-hand drive vehicle


Manufacturer

TRW

Length (mm)

1160

**RENAULT**

<b>13589</b> 	<b>OE numbers</b> 7925300009 7925300001 7711134106 7711 134 219 7711 134 117 7700 429 502 7700 429 489 7700 426 410 7925300011	Length (mm) 1205 Operating mode hydraulic Manufacturer TRW tie rod entrance height 42 Steering side Left-hand drive vehicle connector type, piston rod entry without teeth tie end lenght [mm] 295 Steering type Steering rack
<b>13586</b> 	<b>OE numbers</b> 7711134219 7711135456 7701471895 7700429506 7700433725 7925300021 7700 433 386	Operating mode hydraulic Length (mm) 1220 Manufacturer TRW tie rod entrance height 44 Steering side Left-hand drive vehicle connector type, piston rod entry without teeth Steering type Steering rack screw measure M16x1,5 / M18x1,5
<b>13585</b> 	<b>OE numbers</b> 7700429502 7925300009 7925300011 7925300001 7700840893 7700417281 7711134106	Operating mode hydraulic Length (mm) 1160 Manufacturer TRW Steering side Left-hand drive vehicle connector type, piston rod entry without teeth tie rod entrance height 40 Steering type Steering rack screw measure M16x1,5 / M18x1,5
<b>13584</b> 	<b>OE numbers</b> 6900000313 7700429485 7701471895 7701429506 7701352455 7701471881 7700429486 6900000092 7711134106	tie end lenght [mm] 290 tie rod entry diameter 17,9 screw measure M16x1,5 / M18x1,5 Steering type Steering rack Manufacturer SMI connector type, piston rod entry without teeth Steering side Left-hand drive vehicle tie rod entrance height 45,5
<b>13501</b> 	<b>OE numbers</b> 7925300001 7711134106 7925300009 7925300011 7700429502	Steering side Left-hand drive vehicle tie end lenght [mm] 240 tie rod entry diameter 17,9 screw measure M16x1,5 / M18x1,5 Manufacturer TRW tie rod entrance height 45 connector type, piston rod entry without teeth Operating mode hydraulic
<b>13586-1</b>	<b>OE numbers</b> 7711134219 7711135456 7701471895 7700429506 7700433725	tie end lenght [mm] 285 tie rod entry diameter 17,7 screw measure M16x1,5 / M18x1,5 Steering type Steering rack connector type, piston rod entry without teeth Steering side Left-hand drive vehicle tie rod entrance height 44 Manufacturer TRW



**RENAULT**
**13583**

**OE numbers**

 7700834577  
 7701352245  
 7701468281  
 7701352894  
 7701471301

Operating mode	hydraulic
Length (mm)	1160
tie rod entrance height	45
Steering side	Left-hand drive vehicle
connector type, piston rod entry	without teeth
Manufacturer	SMI
Steering type	Steering rack
screw measure	M16x1,5 / M18x1,5

**13588**

**OE numbers**

 7925300009  
 7925300011  
 7700429485  
 7701469267  
 7711134106  
 7711134099  
 7701471301

tie rod entry diameter	18
Feature	No = 13586
screw measure	M16x1,5 / M18x1,5
Steering type	Steering rack
connector type, piston rod entry	without teeth
Steering side	Left-hand drive vehicle
Manufacturer	SMI
tie rod entrance height	44

**MEGANE II (BM0/1\_, CM0/1\_)**
**2002 -**
**14321**

**OE numbers**

 8200324632  
 8200463517  
 8200088495  
 7955501009LH  
 7955501009

screw passing, tie end	12
Length (mm)	1060
Manufacturer	TRW
Operating mode	electric
connector type, piston rod entry	without teeth
tie rod entrance height	140
tie rod entry diameter	16,5
Remarks	Ergänzende Information

**MEGANE Scenic (JA0/1\_)**
**1997 - 1999**
**13589**

**OE numbers**

 7925300009  
 7925300001  
 7711134106  
 7711 134 219  
 7711 134 117  
 7700 429 502  
 7700 429 489  
 7700 426 410  
 7925300011

Length (mm)	1205
Operating mode	hydraulic
Manufacturer	TRW
tie rod entrance height	42
Steering side	Left-hand drive vehicle
connector type, piston rod entry	without teeth
tie end length [mm]	295
Steering type	Steering rack

**13501**

**OE numbers**

 7925300001  
 7711134106  
 7925300009  
 7925300011  
 7700429502

Steering side	Left-hand drive vehicle
tie end length [mm]	240
tie rod entry diameter	17,9
screw measure	M16x1,5 / M18x1,5
Manufacturer	TRW
tie rod entrance height	45
connector type, piston rod entry	without teeth
Operating mode	hydraulic

**RENAULT**
**13584**

**OE numbers**

 6900000313  
 7700429485  
 7701471895  
 7701429506  
 7701352455  
 7701471881  
 7700429486  
 6900000092  
 7711134106

tie end length [mm]	290
tie rod entry diameter	17,9
screw measure	M16x1,5 / M18x1,5
Steering type	Steering rack
Manufacturer	SMI
connector type, piston rod entry	without teeth
Steering side	Left-hand drive vehicle
tie rod entrance height	45,5

**13585**

**OE numbers**

 7700429502  
 7925300009  
 7925300011  
 7925300001  
 7700840893  
 7700417281  
 7711134106

Operating mode	hydraulic
Length (mm)	1160
Manufacturer	TRW
Steering side	Left-hand drive vehicle
connector type, piston rod entry	without teeth
tie rod entrance height	40
Steering type	Steering rack
screw measure	M16x1,5 / M18x1,5

**13585-1**
**OE numbers**

 7700429502  
 7925300009  
 7925300011  
 7925300001  
 7700840893  
 7700417281  
 7711134106

tie rod entry diameter	18
screw measure	M16x1,5 / M18x1,5
Steering type	Steering rack
tie rod entrance height	40
connector type, piston rod entry	without teeth
Steering side	Left-hand drive vehicle
Manufacturer	TRW
Length (mm)	1160

**13586**

**OE numbers**

 7711134219  
 7711135456  
 7701471895  
 7700429506  
 7700433725  
 7925300021  
 7700 433 386

Operating mode	hydraulic
Length (mm)	1220
Manufacturer	TRW
tie rod entrance height	44
Steering side	Left-hand drive vehicle
connector type, piston rod entry	without teeth
Steering type	Steering rack
screw measure	M16x1,5 / M18x1,5

**13588**

**OE numbers**

 7925300009  
 7925300011  
 7700429485  
 7701469267  
 7711134106  
 7711134099  
 7701471301

tie rod entry diameter	18
Feature	No = 13586
screw measure	M16x1,5 / M18x1,5
Steering type	Steering rack
connector type, piston rod entry	without teeth
Steering side	Left-hand drive vehicle
Manufacturer	SMI
tie rod entrance height	44

**MODUS (F/JP0\_)**
**2004 -**
**14340**

**OE numbers**

 8200124407  
 8200124408

Length (mm)	1250
Steering type	Steering rack
tie rod entrance height	149
screw passing, tie end	14
tie rod entry diameter	16,9
Operating mode	electric
Manufacturer	TRW
connector type, piston rod entry	without teeth

**RENAULT**
**SAFRANE I (B54\_)**
**1992 - 1996**
**13509**

**OE numbers**

 7701469044  
 7701466845  
 7701466848  
 7701466847  
 7701351920  
 7700410860  
 7701351916  
 6000022102

Operating mode	hydraulic
Length (mm)	1180
connector type, piston rod entry	without teeth
Manufacturer	SMI
tie rod entrance height	59,4
screw measure	M16x1,5 / M18x1,5
Steering type	Steering rack
tie rod entry diameter	17,6

**13911**

**OE numbers**

 7700812515  
 7701351921  
 7701469044  
 7701466847  
 7701351918  
 7701352411

Length (mm)	1170
Steering type	Steering rack
screw measure	M16x1,5 / M18x1,5
Operating mode	hydraulic
Equipment	with servotronic
Remarks	Variable flow volume
tie rod entry diameter	17,7
tie rod entrance height	60,5

**131073**

**OE numbers**

 7701467858  
 7701466845  
 7701466848  
 7700816857  
 7701351920  
 7701469044  
 7700410860  
 7701466847  
 7701351916

Length (mm)	1175
Operating mode	hydraulic
Steering type	Steering rack
tie end lenght [mm]	285
connector type, piston rod entry	without teeth
tie rod entry diameter	18
screw passing, tie end	14
screw measure	M16x1,5/M18x1,5

**SAFRANE II (B54\_)**
**1996 - 2000**
**131073**

**OE numbers**

 7701467858  
 7701466845  
 7701466848  
 7700816857  
 7701351920  
 7701469044  
 7700410860  
 7701466847  
 7701351916

Length (mm)	1175
Operating mode	hydraulic
Steering type	Steering rack
tie end lenght [mm]	285
connector type, piston rod entry	without teeth
tie rod entry diameter	18
screw passing, tie end	14
screw measure	M16x1,5/M18x1,5

**13509**

**OE numbers**

 7701469044  
 7701466845  
 7701466848  
 7701466847  
 7701351920  
 7700410860  
 7701351916  
 6000022102

Operating mode	hydraulic
Length (mm)	1180
connector type, piston rod entry	without teeth
Manufacturer	SMI
tie rod entrance height	59,4
screw measure	M16x1,5 / M18x1,5
Steering type	Steering rack
tie rod entry diameter	17,6

**RENAULT**
**13911**

**OE numbers**

 7700812515  
 7701351921  
 7701469044  
 7701466847  
 7701351918  
 7701352411

Length (mm)	1170
Steering type	Steering rack
screw measure	M16x1,5 / M18x1,5
Operating mode	hydraulic
Equipment	with servotronic
Remarks	Variable flow volume
tie rod entry diameter	17,7
tie rod entrance height	60,5

**SCÉNIC I (JA0/1\_)**
**1999 - 2003**
**13585**

**OE numbers**

 7700429502  
 7925300009  
 7925300011  
 7925300001  
 7700840893  
 7700417281  
 7711134106

Operating mode	hydraulic
Length (mm)	1160
Manufacturer	TRW
Steering side	Left-hand drive vehicle
connector type, piston rod entry	without teeth
tie rod entrance height	40
Steering type	Steering rack
screw measure	M16x1,5 / M18x1,5

**13506**

**OE numbers**

 6820000038  
 7700435589  
 7701469412

Steering side	Left-hand drive vehicle
tie rod entry diameter	18
Steering type	Steering rack
Length (mm)	1295
screw measure	M16x1,5 / M18x1,5
tie rod entrance height	83
Manufacturer	SMI
connector type, piston rod entry	without teeth

**13589**

**OE numbers**

 7925300009  
 7925300001  
 7711134106  
 7711 134 219  
 7711 134 117  
 7700 429 502  
 7700 429 489  
 7700 426 410  
 7925300011

Length (mm)	1205
Operating mode	hydraulic
Manufacturer	TRW
tie rod entrance height	42
Steering side	Left-hand drive vehicle
connector type, piston rod entry	without teeth
tie end length [mm]	295
Steering type	Steering rack

**13588**

**OE numbers**

 7925300009  
 7925300011  
 7700429485  
 7701469267  
 7711134106  
 7711134099  
 7701471301

tie rod entry diameter	18
Feature	No = 13586
screw measure	M16x1,5 / M18x1,5
Steering type	Steering rack
connector type, piston rod entry	without teeth
Steering side	Left-hand drive vehicle
Manufacturer	SMI
tie rod entrance height	44

**13585-1**
**OE numbers**

 7700429502  
 7925300009  
 7925300011  
 7925300001  
 7700840893  
 7700417281  
 7711134106

tie rod entry diameter	18
screw measure	M16x1,5 / M18x1,5
Steering type	Steering rack
tie rod entrance height	40
connector type, piston rod entry	without teeth
Steering side	Left-hand drive vehicle
Manufacturer	TRW
Length (mm)	1160

**RENAULT**
**13584**

**OE numbers**

 6900000313  
 7700429485  
 7701471895  
 7701429506  
 7701352455  
 7701471881  
 7700429486  
 6900000092  
 7711134106

tie end length [mm]	290
tie rod entry diameter	17,9
screw measure	M16x1,5 / M18x1,5
Steering type	Steering rack
Manufacturer	SMI
connector type, piston rod entry	without teeth
Steering side	Left-hand drive vehicle
tie rod entrance height	45,5

**13501**

**OE numbers**

 7925300001  
 7711134106  
 7925300009  
 7925300011  
 7700429502

Steering side	Left-hand drive vehicle
tie end length [mm]	240
tie rod entry diameter	17,9
screw measure	M16x1,5 / M18x1,5
Manufacturer	TRW
tie rod entrance height	45
connector type, piston rod entry	without teeth
Operating mode	hydraulic

**13586**

**OE numbers**

 7711134219  
 7711135456  
 7701471895  
 7700429506  
 7700433725  
 7925300021  
 7700 433 386

Operating mode	hydraulic
Length (mm)	1220
Manufacturer	TRW
tie rod entrance height	44
Steering side	Left-hand drive vehicle
connector type, piston rod entry	without teeth
Steering type	Steering rack
screw measure	M16x1,5 / M18x1,5

**SCÉNIC II (JM0/1\_)**
**2003 -**
**14321**

**OE numbers**

 8200324632  
 8200463517  
 820088495  
 7955501009LH  
 7955501009

screw passing, tie end	12
Length (mm)	1060
Manufacturer	TRW
Operating mode	electric
connector type, piston rod entry	without teeth
tie rod entrance height	140
tie rod entry diameter	16,5
Remarks	Ergänzende Information

**SUPER 5 (B/C40\_)**
**1985 - 1990**
**14262**

**OE numbers**

 7701463601  
 7701465087

Steering type	Steering rack
Operating mode	Manual
Remarks	Toothed pinion



**RENAULT**

<b>14260</b> 	<b>OE numbers</b> 7701624297 7701463995 7701463347	tie rod entry diameter 17,4 tie rod entrance height 22,1 Steering type Steering rack Operating mode Manual connector type, piston rod entry rack tie rod entry teeth number 40 Remarks Toothed pinion Length (mm) 1092
<b>13514</b> 	<b>OE numbers</b> 7701467947 7701466425	tie rod entry diameter 18 Steering side Left-hand drive vehicle tie end length [mm] 260 Steering type Steering rack screw measure M16x1,5 / M18x1,5 Manufacturer TRW /NSK/ SMI/ KOYO tie rod entrance height 45 Feature Flat pinion
<b>13518</b> 	<b>OE numbers</b> 7701471732 7700876218 7701632207	Length (mm) 1095 Operating mode hydraulic connector type, piston rod entry rack tie rod entry teeth number 40 Feature Toothed pinion tie rod entrance height 36,5 Manufacturer TRW screw measure M16x1,5 / M18x1,5
<b>14268</b> 	<b>OE numbers</b> 7701465475 7701466485 6000022405	Length (mm) 1085 Remarks Flat pinion connector type, piston rod entry without teeth tie rod entrance height 49,5 Steering type Steering rack Operating mode Manual tie rod entry diameter 17,8
<b>TRAFIC Furgón (T1, T3, T4)</b>		<b>1980 - 1989</b>
<b>14261</b> 	<b>OE numbers</b> 7701462387 7701461766 7701584779	Length (mm) 1213 tie rod entry teeth number 40 connector type, piston rod entry rack Operating mode Manual Steering type Steering rack tie rod entry diameter 17,2 tie rod entrance height 28,9
<b>13515</b> 	<b>OE numbers</b> 4404041 9112041 7701462387 7701352107 7701467741 7701461766	Operating mode hydraulic Length (mm) 1230 connector type, piston rod entry rack tie rod entry teeth number 40 tie rod entrance height 72,1 screw measure M16x1,5 / M18x1,5 Steering type Steering rack tie rod entry diameter 17,2



**RENAULT**
**TRAFIC Furgón (TXX)**
**1989 - 2001**
**13515**

**OE numbers**

 4404041  
 9112041  
 7701462387  
 7701352107  
 7701467741  
 7701461766

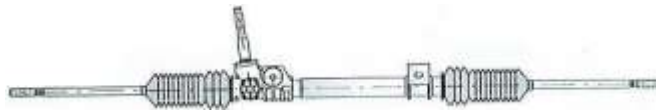
Operating mode	hydraulic
Length (mm)	1230
connector type, piston rod entry	rack
tie rod entry teeth number	40
tie rod entrance height	72,1
screw measure	M16x1,5 / M18x1,5
Steering type	Steering rack
tie rod entry diameter	17,2

**TRAFIC II Furgón (FL)**
**2001 - 2003**
**13923**

**OE numbers**

 8200408078  
 93853288  
 8200355128  
 6900000221  
 6900000864  
 4416188  
 93858818  
 93854030  
 91165327

Steering type	Steering rack
Operating mode	hydraulic
Feature	pipes by pressure
tie rod entry diameter	18
tie end length [mm]	265
Manufacturer	SMI
Steering side	Left-hand drive vehicle
connector type, piston rod entry	without teeth

**TWINGO (C06\_)**
**1993 - 1996**
**14313**

**OE numbers**

 6000022163  
 7700413643  
 7701468280  
 8200033912  
 8200033832

Length (mm)	1168
screw passing, tie end	14
Operating mode	Manual
Steering type	Steering rack
tie rod entry diameter	18,4
tie rod entrance height	88,6
Remarks	Flat pinion
connector type, piston rod entry	without teeth

**13506**

**OE numbers**

 6820000038  
 7700435589  
 7701469412

Steering side	Left-hand drive vehicle
tie rod entry diameter	18
Steering type	Steering rack
Length (mm)	1295
screw measure	M16x1,5 / M18x1,5
tie rod entrance height	83
Manufacturer	SMI
connector type, piston rod entry	without teeth

**RENAULT**
**CORNICHE Descapotable**
**2000 - 2002**
**131033**


screw measure	M14x1,5/M16x1,5
Steering type	Steering rack
tie rod entry teeth number	48
Operating mode	hydraulic
Length (mm)	845
tie rod entrance height	30
connector type, piston rod entry	rack
tie rod entry diameter	19

**PHANTOM**
**2002 -**
**131033**


screw measure	M14x1,5/M16x1,5
Steering type	Steering rack
tie rod entry teeth number	48
Operating mode	hydraulic
Length (mm)	845
tie rod entrance height	30
connector type, piston rod entry	rack
tie rod entry diameter	19

**SILVER SERAPH**
**1998 - 2002**
**131033**


screw measure	M14x1,5/M16x1,5
Steering type	Steering rack
tie rod entry teeth number	48
Operating mode	hydraulic
Length (mm)	845
tie rod entrance height	30
connector type, piston rod entry	rack
tie rod entry diameter	19

## ROLLS

200 (RF)		1995 - 2000	
<p><b>13524A</b></p> 	<p><b>OE numbers</b> GSR1181 QAB101630</p>	<p>Steering side tie rod entry teeth number Steering type tie rod entry diameter screw measure Feature Manufacturer tie rod entrance height</p>	<p>Left-hand drive vehicle 29 Steering rack 15 M14x1,5 / M16x1,5 Inlet valve with O-ring seal TRW 46</p>
<p><b>13524B</b></p> 	<p><b>OE numbers</b> GSR142 QAB2730 QEB000290 QAB10003 GSR1178 GSR1142 GSR1181 QAB102730 QEB000290E</p>	<p>Length (mm) Operating mode connector type, piston rod entry tie rod entrance height Manufacturer Feature screw measure tie rod entry diameter</p>	<p>1225 hydraulic rack 46 TRW Cone-shaped Inlet valve M14x1,5 / M16x1,5 15</p>
<p><b>13703</b></p> 	<p><b>OE numbers</b> 53601ST3G01 QEB100130 QEB100132 GSR1176 5360AS74GO 5360AS74G0 53601SH3A55 53601-SH3-A51 53600ST3GO</p>	<p>Steering type Operating mode tie rod entry diameter Manufacturer Steering side connector type, piston rod entry tie rod entry teeth number Length (mm)</p>	<p>Steering rack hydraulic 17,5 SHOWA Left-hand drive vehicle rack 36 1050</p>
200 (XH)		1985 - 1989	
<p><b>13705</b></p> 	<p><b>OE numbers</b> GSR1151 QMJ10003 53600-SK3-G02 GSR142 GSR151</p>	<p>Steering type tie rod entry diameter Operating mode tie rod entry teeth number Steering side connector type, piston rod entry tie rod entrance height screw measure</p>	<p>Steering rack 15 hydraulic 28 Left-hand drive vehicle rack 46 M14x1,5 / M16x1,5</p>
25 (RF)		1999 -	
<p><b>13521</b></p> 	<p><b>OE numbers</b> GSR1201 QAB102970 QAB102971 QEB000310 QAB000210</p>	<p>Steering side Feature Steering type tie rod entry diameter screw measure connector type, piston rod entry tie rod entrance height tie end length [mm]</p>	<p>Left-hand drive vehicle No = 13967 Steering rack 17,4 M12x1,5 / M14x1,5 rack 33,5 305</p>

**ROVER**
**400 (RT)**
**1995 - 2000**

<b>13524A</b> 	<b>OE numbers</b> GSR1181 QAB101630	Steering side Left-hand drive vehicle tie rod entry teeth number 29 Steering type Steering rack tie rod entry diameter 15 screw measure M14x1,5 / M16x1,5 Feature Inlet valve with O-ring seal Manufacturer TRW tie rod entrance height 46
<b>13524B</b> 	<b>OE numbers</b> GSR142 QAB2730 QEB000290 QAB10003 GSR1178 GSR1142 GSR1181 QAB102730 QEB000290E	Length (mm) 1225 Operating mode hydraulic connector type, piston rod entry rack tie rod entrance height 46 Manufacturer TRW Feature Cone-shaped Inlet valve screw measure M14x1,5 / M16x1,5 tie rod entry diameter 15
<b>13650</b> 	<b>OE numbers</b> 53601SH3A55 QEB100132 QEB100130 GSR1187 GSR1186 GSR1176 53601ST3G01 53601-SH3-A51 53600ST3GO	Remarks = 13700 Manufacturer TRW screw measure M14x1,5 / M16x1,5 Length (mm) 1050 tie rod entrance height 85 Steering side Left-hand drive vehicle connector type, piston rod entry rack tie rod entry teeth number 36
<b>13700</b> 	<b>OE numbers</b> 53600ST3G0 GSR1145 GSR1175 GSR1186 GSR1187 GSR145 QEB000270 QEB100150 JLG01W001	screw measure M14x1,5 / M16x1,5 Remarks = 13650 Length (mm) 1050 tie rod entrance height 78 Manufacturer TRW connector type, piston rod entry rack tie rod entry teeth number 36 Steering side Left-hand drive vehicle
<b>13703</b> 	<b>OE numbers</b> 53601ST3G01 QEB100130 QEB100132 GSR1176 5360AS74G0 5360AS74G0 53601SH3A55 53601-SH3-A51 53600ST3GO	Steering type Steering rack Operating mode hydraulic tie rod entry diameter 17,5 Manufacturer SHOWA Steering side Left-hand drive vehicle connector type, piston rod entry rack tie rod entry teeth number 36 Length (mm) 1050

**ROVER**
**45 (RT)**
**2000 - 2005**
**13700**

**OE numbers**

 53600ST3G0  
 GSR1145  
 GSR1175  
 GSR1186  
 GSR1187  
 GSR145  
 QEB000270  
 QEB100150  
 JLG01W001

screw measure	M14x1,5 / M16x1,5
Remarks	= 13650
Length (mm)	1050
tie rod entrance height	78
Manufacturer	TRW
connector type, piston rod entry	rack
tie rod entry teeth number	36
Steering side	Left-hand drive vehicle

**13650**

**OE numbers**

 53601SH3A55  
 QEB100132  
 QEB100130  
 GSR1187  
 GSR1186  
 GSR1176  
 53601ST3G01  
 53601-SH3-A51  
 53600ST3GO

Remarks	= 13700
Manufacturer	TRW
screw measure	M14x1,5 / M16x1,5
Length (mm)	1050
tie rod entrance height	85
Steering side	Left-hand drive vehicle
connector type, piston rod entry	rack
tie rod entry teeth number	36

**600 (RH)**
**1993 - 1999**
**13651**

**OE numbers**

 GSR1184  
 QEB100132  
 GSR162  
 53601SE0G55  
 53600-SN7-G02  
 GSR1183

tie rod entry diameter	17,5
Operating mode	hydraulic
Steering type	Steering rack
tie rod entry teeth number	36
connector type, piston rod entry	rack
Steering side	Left-hand drive vehicle
screw measure	M14x1,5 / M16x1,5
tie rod entrance height	78

**13996**

**OE numbers**

 53600-SN7-G02  
 53601SM4A05  
 53601SE0G55  
 GSR1183  
 GSR1184  
 GSR162

Steering type	Steering rack
Operating mode	hydraulic
tie end length [mm]	140
tie rod entrance height	142
tie rod entry diameter	15
tie rod entry teeth number	28
Manufacturer	SHOWA
Steering side	Left-hand drive vehicle

**75 (RJ)**
**1999 - 2005**
**13653**

**OE numbers**

 QAB102752  
 QAB2452  
 QAB102452  
 GSR1195  
 GSR1188

Length (mm)	1045
screw measure	M14x1,5 / M16x1,5
tie rod entrance height	59,2
Manufacturer	TRW
Steering side	Left-hand drive vehicle
connector type, piston rod entry	without teeth
Steering type	Steering rack
Operating mode	hydraulic

**ROVER**
**800 (XS)**
**1986 - 1999**
**131062**

**OE numbers**  
SG0A690010628

Operating mode	hydraulic
Steering type	Steering rack
screw passing, tie end	12
connector type, piston rod entry	rack
Manufacturer	Showa
tie rod entry teeth number	19
screw measure	M16x1,5/A presión
tie end length [mm]	135

**13525**

**OE numbers**  
QAB101450  
GSR350  
GSR1164  
GSR1182

Steering side	Left-hand drive vehicle
tie rod entry teeth number	29
Steering type	Steering rack
tie end length [mm]	135
tie rod entry diameter	15
screw measure	M14x1,5 / M16x1,5
Length (mm)	1015
tie rod entrance height	66

**13654**

**OE numbers**  
900260  
900346  
GSR1182  
GSR169  
GSR350

tie rod entry teeth number	29
Manufacturer	SHOWA
Operating mode	hydraulic
Steering type	Steering rack
tie end length [mm]	135
tie rod entry diameter	15
Steering side	Left-hand drive vehicle
connector type, piston rod entry	rack

**MAESTRO**
**1990 - 1995**
**13520**

**OE numbers**  
GSR1166  
GSR1167  
NAM9115  
GSR3348

Operating mode	hydraulic
Length (mm)	1265
connector type, piston rod entry	rack
tie rod entry teeth number	48
Manufacturer	TRW
tie rod entrance height	61
screw measure	M14x1,5 / M16x1,5
Steering type	Steering rack

**MONTEGO**
**1988 - 1995**
**13520**

**OE numbers**  
GSR1166  
GSR1167  
NAM9115  
GSR3348

Operating mode	hydraulic
Length (mm)	1265
connector type, piston rod entry	rack
tie rod entry teeth number	48
Manufacturer	TRW
tie rod entrance height	61
screw measure	M14x1,5 / M16x1,5
Steering type	Steering rack



**ROVER**
**MONTEGO Estate (XE)**
**1984 - 1993**
**13520**

**OE numbers**

 GSR1166  
 GSR1167  
 NAM9115  
 GSR3348

Operating mode	hydraulic
Length (mm)	1265
connector type, piston rod entry	rack
tie rod entry teeth number	48
Manufacturer	TRW
tie rod entrance height	61
screw measure	M14x1,5 / M16x1,5
Steering type	Steering rack

**ROVER**
**900 I (AC4, AM4)**
**1979 - 1993**
**13842**

**OE numbers**

 4004867  
 4106688  
 8827271  
 8936460  
 8993537  
 8993693

Steering type	Steering rack
Operating mode	hydraulic
tie end lenght [mm]	255
tie rod entry diameter	19
Feature	pipes by pressure
tie rod entrance height	45
Steering side	Left-hand drive vehicle
connector type, piston rod entry	rack

**900 II**
**1993 - 1998**
**13843**

**OE numbers**

 4648473  
 4778908  
 4612586  
 5057435

Remarks	= 13533
tie rod entrance height	40
Steering side	Left-hand drive vehicle
connector type, piston rod entry	without teeth
Length (mm)	855
Feature	Same size Inlet and outlet con
Operating mode	hydraulic
screw measure	M16x1,5 / M16x1,5

**13533**

**OE numbers**

 5057435  
 4612586  
 4778908  
 96275008  
 900324  
 900322  
 900283  
 900267  
 900265

Feature	pipes by pressure
Remarks	Rosca E/S iguales
Steering type	Steering rack
Steering side	Left-hand drive vehicle
Operating mode	hydraulic
Remarks	= 13843

**13474**

**OE numbers**

 90397062  
 90542488  
 90473930  
 90542723  
 900337  
 90375264  
 900338  
 900336  
 900346

Steering type	Steering rack
Operating mode	hydraulic
Manufacturer	ZF
tie rod entry diameter	16,8
screw measure	M16x1,5 / M18x1,5
connector type, piston rod entry	without teeth
Steering side	Left-hand drive vehicle
Length (mm)	840

**13473**

**OE numbers**

 900322  
 90374067  
 96275008  
 900324  
 900267  
 900265  
 900256  
 900258  
 900283

Steering type	Steering rack
Operating mode	hydraulic
tie rod entry diameter	16,8
screw measure	M16x1,5 / M18x1,5
Steering side	Left-hand drive vehicle
connector type, piston rod entry	without teeth
Manufacturer	SAGINAW
Remarks	3,5 laps

**SAAB**
**13473-1**
**OE numbers**

 900322  
 90374067  
 96275008  
 900324  
 900267  
 900265  
 900256  
 900258  
 900283

tie rod entrance height	40,7
Remarks	3 laps
Length (mm)	860
Steering side	Left/right-hand drive vehicle
Manufacturer	SAGINAW
connector type, piston rod entry	without teeth
tie rod entry diameter	16,8
screw measure	M18x1,5 / M16x1,5

**9000**
**1985 - 1998**
**13801**
**OE numbers**

 26004155  
 8993699  
 4004842  
 8827164  
 4105052  
 7842780  
 8955551  
 8993529  
 8993669


Length (mm)	1180
Steering side	Left-hand drive vehicle
tie end length [mm]	295
connector type, piston rod entry	without teeth
tie rod entrance height	62,5
tie rod entry diameter	17
screw measure	M16x1,5 / M18x1,5
Operating mode	hydraulic

**9-3 (YS3D)**
**1998 - 2002**
**13474**
**OE numbers**

 90397062  
 90542488  
 90473930  
 90542723  
 900337  
 90375264  
 900338  
 900336  
 900346


Steering type	Steering rack
Operating mode	hydraulic
Manufacturer	ZF
tie rod entry diameter	16,8
screw measure	M16x1,5 / M18x1,5
connector type, piston rod entry	without teeth
Steering side	Left-hand drive vehicle
Length (mm)	840

**13843**
**OE numbers**

 4648473  
 4778908  
 4612586  
 5057435


Remarks	= 13533
tie rod entrance height	40
Steering side	Left-hand drive vehicle
connector type, piston rod entry	without teeth
Length (mm)	855
Feature	Same size Inlet and outlet con
Operating mode	hydraulic
screw measure	M16x1,5 / M16x1,5

**9-3 (YS3F)**
**2002 -**
**13947**
**OE numbers**

 5900262  
 5900292  
 93184745  
 93186527  
 12756288  
 12785118  
 12785018  
 12885118


tie rod entry diameter	16,7
Steering type	Steering rack
Operating mode	hydraulic
tie rod entrance height	50
Steering side	Left-hand drive vehicle
connector type, piston rod entry	without teeth
screw measure	M14x1,5 / M16x1,5
Manufacturer	ZF

**SAAB**

**9-5 (YS3E)**

**1997 - 2001**

**13953**



**OE numbers**

50 57 369  
 51 70 824  
 5530076  
 4829593  
 7831974169

tie rod entrance height	50
connector type, piston rod entry	without teeth
Steering side	Left-hand drive vehicle
tie rod entry diameter	17
Steering type	Steering rack
Operating mode	hydraulic
tie end length [mm]	287
Length (mm)	1170

**SAAB**
**127 (127A)**
**1972 - 1982**
**14271**

**OE numbers**

 5927779  
 5960998  
 5963144  
 4430559  
 4436296  
 4318648  
 4468492

Length (mm)	744
tie rod entrance height	60
connector type, piston rod entry	rack
tie rod entry diameter	14,2
screw passing, tie end	14
tie rod entry teeth number	17
Operating mode	Manual
Steering type	Steering rack

**128**
**1976 - 1980**
**14271**

**OE numbers**

 5927779  
 5960998  
 5963144  
 4430559  
 4436296  
 4318648  
 4468492

Length (mm)	744
tie rod entrance height	60
connector type, piston rod entry	rack
tie rod entry diameter	14,2
screw passing, tie end	14
tie rod entry teeth number	17
Operating mode	Manual
Steering type	Steering rack

**131**
**1978 - 1986**
**14275**

**OE numbers**

4430367

Length (mm)	1089
connector type, piston rod entry	rack
tie rod entrance height	33,9
Operating mode	Manual
screw passing, tie end	14
tie rod entry diameter	14,1
tie rod entry teeth number	17
Steering type	Steering rack

**132**
**1973 - 1980**
**14275**

**OE numbers**

4430367

Length (mm)	1089
connector type, piston rod entry	rack
tie rod entrance height	33,9
Operating mode	Manual
screw passing, tie end	14
tie rod entry diameter	14,1
tie rod entry teeth number	17
Steering type	Steering rack

**133**
**1974 - 1979**
**14270**

**OE numbers**

DG16210003

Steering type	Steering rack
Operating mode	Manual
tie rod entry teeth number	17
screw passing, tie end	14
tie rod entry diameter	14,2
connector type, piston rod entry	rack
Length (mm)	734
tie rod entrance height	29,7

**SEAT**
**ALHAMBRA (7V8, 7V9)**
**1996 - 2010**
**13908**


**OE numbers**  
 95VW3A674AA  
 7F1422055K  
 95VW3503AL  
 95VW-3503-AK  
 7M1422061DX  
 7M1422061D  
 7M01451575  
 R95VW-3503-AK  
 7295019

Steering type	Steering rack
screw measure	M16x1,5 / M18x1,5
Operating mode	hydraulic
connector type, piston rod entry	conical
tie rod entry diameter	18,5
Steering side	Left-hand drive vehicle
Feature	Cone-shaped Pinion
Manufacturer	TRW

**13912**


**OE numbers**  
 YM213503AD  
 YM213503AE  
 RMJM2J3503AB  
 1353236  
 YM213503AA  
 YM213503AB  
 YM213503AC  
 1222009  
 1232729

Feature	Flat pinion
Steering side	Left-hand drive vehicle
connector type, piston rod entry	without teeth
tie rod entrance height	72
Length (mm)	1035
Manufacturer	TRW
tie rod entry diameter	18,5
Operating mode	hydraulic

**ALTEA (5P1)**
**2004 - 2009**
**131074**


**OE numbers**  
 1K1423055GX  
 1K1423055G  
 1K1423051DL  
 1K1423051DF  
 1K1423051BQ  
 1K1423051AA  
 1K1423051AJ  
 1K1423051AM  
 1K1423051EE

tie rod entrance height	60
Manufacturer	ZF
Operating mode	Electronic
tie rod entry diameter	18
casing type	plastic cover
tie rod entry teeth number	23
Steering type	Steering rack
Length (mm)	1270

**131086**


**OE numbers**  
 1K1423051AE  
 1K1423051AG  
 1K1423051AN  
 1K1423055FX  
 1K1423055C  
 1K1423055E  
 1K1423055F  
 1K1423051CC  
 7805974131






Operating mode	electric
Remarks	1° GEN
Steering type	Steering rack

**AROSA (6H)**
**1997 - 2004**
**13596SH**


**OE numbers**  
 6Q1423055Q  
 6Q1423061N  
 6Q1423061NX  
 6Q1423061S  
 6Q1423055AA  
 6Q2423061KX  
 6Q2423061L  
 6Q2423061HX

tie rod entry diameter	17,4
Additional Information	with sensor
tie rod entry teeth number	22
Equipment	with servotronic
Steering type	Steering rack
Operating mode	hydraulic
tie end length [mm]	300
Steering side	Left-hand drive vehicle



SEAT			
<p><b>14297</b></p> 	<p><b>OE numbers</b> 6N1419063 6N1419105</p>	<p>screw passing, tie end M12 connector type, piston rod entry rack Length (mm) 572 tie rod entrance height 143 Operating mode Manual Steering type Steering rack tie rod entry diameter 17,5 tie rod entry teeth number 18</p>	
<p><b>13622</b></p> 	<p><b>OE numbers</b> 6N1422061 6N1422061A 6N1422061C SN1422061EX SN1422061BX SN1422061C SN1422061CX SN1422061A 6K1422061AX</p>	<p>Length (mm) 1170 Manufacturer TRW tie rod entrance height 65 screw measure M14x1,5 / M16x1,5 Steering side Left-hand drive vehicle connector type, piston rod entry rack Steering type Steering rack Operating mode hydraulic</p>	
<p><b>13621</b></p> 	<p><b>OE numbers</b> 6N1422061EX 6N1422061BX 6N1422061A 6N1422061E 6N1422061C 6N1422061CX 6N1419105 6N1422061 6N1422051</p>	<p>tie rod entry teeth number 18 tie rod entry diameter 17,7 Operating mode hydraulic Steering type Steering rack connector type, piston rod entry rack Steering side Left-hand drive vehicle tie end lenght [mm] 300 screw measure M14x1,5 / M16x1,5</p>	
<p><b>13620</b></p> 	<p><b>OE numbers</b> 6N1422061C 6N1422061A 6N1422061 6N1422051 6N1422061E</p>	<p>Length (mm) 1145 Manufacturer TRW tie rod entrance height 65 screw measure M14x1,5 / M16x1,5 Steering side Left-hand drive vehicle connector type, piston rod entry rack Steering type Steering rack Operating mode hydraulic</p>	
<p><b>13596SV</b></p> 	<p><b>OE numbers</b> 6Q1423061D 6Q1423061E 6Q1423061G 6Q1423061MX 8Z1423052C 6Q1423061M 6Q1422061 6Q1423055G 6Q1423061B</p>	<p>Length (mm) 1180 screw measure M14x1,5 / M16x1,5 Manufacturer TRW (sensor valeo) tie rod entrance height 64 Steering side Left-hand drive vehicle connector type, piston rod entry without teeth tie end lenght [mm] 300 Operating mode hydraulic</p>	
<p><b>13596</b></p> 	<p><b>OE numbers</b> 8Z1423055050 6N1422061 601423055E 6N1422055 6N1422062 6N1422061E</p>	<p>Length (mm) 1180 screw measure M14x1,5 / M16x1,5 tie rod entrance height 64 Manufacturer TRW connector type, piston rod entry rack Remarks without sensor Steering side Left-hand drive vehicle tie end lenght [mm] 300</p>	

**SEAT**
**13597**

**OE numbers**

 6Q1423061KX  
 6Q1423055E  
 6Q1423061H  
 6Q1423055N  
 6Q1423055M  
 6Q1423062G  
 6Q1423062C  
 6Q1423062  
 6Q1423062BX

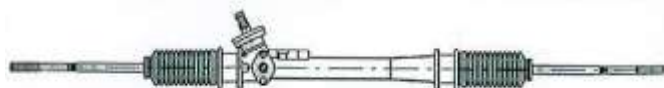
tie rod entry diameter	17,4
Additional Information	with sensor
Remarks	round sensor
Steering type	Steering rack
Operating mode	hydraulic
tie rod entry teeth number	32
Steering side	Left-hand drive vehicle
connector type, piston rod entry	rack

**CORDOBA (6K1, 6K2)**
**1993 - 1999**
**13562**

**OE numbers**

 1H1 422 061KX  
 6K1422061CX  
 6K1422061AX  
 6K1422061A  
 6K1 422 061C  
 357422061KX  
 357 422 061JX  
 1K1422061  
 1H1422061C

Remarks	with support
Num. of grooves	22
tie rod entry teeth number	22
tie rod entrance height	27,5
tie rod entry diameter	17,6
screw measure	M16x1,5 / M18x1,5
Steering type	Steering rack
Manufacturer	TRW

**14282**

**OE numbers**

 191 419 063 C  
 192 419 063 C  
 1914190636  
 357419105B  
 191 419 063 C  
 192 419 063 C  
 1914190636  
 357419105B

Steering type	Steering rack
Operating mode	Manual
Num. of grooves	18

**CORDOBA (6K2)**
**1999 - 2002**
**13594**

**OE numbers**

 1H1 422 061KX  
 6K1422061CX  
 6K1422061AX  
 6K1422061A  
 6K1 422 061C  
 357422061KX  
 357 422 061JX  
 1K1422061  
 1H1422061C

Length (mm)	1185
Manufacturer	TRW
connector type, piston rod entry	rack
Steering side	Left-hand drive vehicle
tie end length [mm]	320
screw measure	M16x1,5 / M18x1,5
Operating mode	hydraulic
Steering type	Steering rack

**CORDOBA (6L2)**
**2002 - 2009**
**13596SH**

**OE numbers**

 6Q1423055Q  
 6Q1423061N  
 6Q1423061NX  
 6Q1423061S  
 6Q1423055AA  
 6Q2423061KX  
 6Q2423061L  
 6Q2423061HX

tie rod entry diameter	17,4
Additional Information	with sensor
tie rod entry teeth number	22
Equipment	with servotronic
Steering type	Steering rack
Operating mode	hydraulic
tie end length [mm]	300
Steering side	Left-hand drive vehicle

**SEAT**
**13620**

**OE numbers**

 6N1422061C  
 6N1422061A  
 6N1422061  
 6N1422051  
 6N1422061E

Length (mm)	1145
Manufacturer	TRW
tie rod entrance height	65
screw measure	M14x1,5 / M16x1,5
Steering side	Left-hand drive vehicle
connector type, piston rod entry	rack
Steering type	Steering rack
Operating mode	hydraulic

**13596**

**OE numbers**

 8Z1423055050  
 6N1422061  
 601423055E  
 6N1422055  
 6N1422062  
 6N1422061E

Length (mm)	1180
screw measure	M14x1,5 / M16x1,5
tie rod entrance height	64
Manufacturer	TRW
connector type, piston rod entry	rack
Remarks	without sensor
Steering side	Left-hand drive vehicle
tie end length [mm]	300

**13597**

**OE numbers**

 6Q1423061KX  
 6Q1423055E  
 6Q1423061H  
 6Q1423055N  
 6Q1423055M  
 6Q1423062G  
 6Q1423062C  
 6Q1423062  
 6Q1423062BX

tie rod entry diameter	17,4
Additional Information	with sensor
Remarks	round sensor
Steering type	Steering rack
Operating mode	hydraulic
tie rod entry teeth number	32
Steering side	Left-hand drive vehicle
connector type, piston rod entry	rack

**13596SV**

**OE numbers**

 6Q1423061D  
 6Q1423061E  
 6Q1423061G  
 6Q1423061MX  
 8Z1423052C  
 6Q1423061M  
 6Q1422061  
 6Q1423055G  
 6Q1423061B

Length (mm)	1180
screw measure	M14x1,5 / M16x1,5
Manufacturer	TRW (sensor valeo)
tie rod entrance height	64
Steering side	Left-hand drive vehicle
connector type, piston rod entry	without teeth
tie end length [mm]	300
Operating mode	hydraulic

**FURA (025A)**
**1982 - 1986**
**14271**

**OE numbers**

 5927779  
 5960998  
 5963144  
 4430559  
 4436296  
 4318648  
 4468492

Length (mm)	744
tie rod entrance height	60
connector type, piston rod entry	rack
tie rod entry diameter	14,2
screw passing, tie end	14
tie rod entry teeth number	17
Operating mode	Manual
Steering type	Steering rack

**SEAT**
**IBIZA I (021A)**
**1984 - 1993**
**14274**

**OE numbers**

 3954373  
 3950888  
 SE022162001B

Steering type	Steering rack
tie rod entry teeth number	17
tie rod entry diameter	13,6
Operating mode	Manual
connector type, piston rod entry	rack
tie rod entrance height	49,1
Length (mm)	1026
screw passing, tie end	12

**IBIZA II (6K1)**
**1993 - 1999**
**13562**

**OE numbers**

 1H1 422 061KX  
 6K1422061CX  
 6K1422061AX  
 6K1422061A  
 6K1 422 061C  
 357422061KX  
 357 422 061JX  
 1K1422061  
 1H1422061C

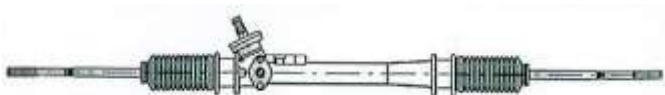
Remarks	with support
Num. of grooves	22
tie rod entry teeth number	22
tie rod entrance height	27,5
tie rod entry diameter	17,6
screw measure	M16x1,5 / M18x1,5
Steering type	Steering rack
Manufacturer	TRW

**14274**

**OE numbers**

 3954373  
 3950888  
 SE022162001B

Steering type	Steering rack
tie rod entry teeth number	17
tie rod entry diameter	13,6
Operating mode	Manual
connector type, piston rod entry	rack
tie rod entrance height	49,1
Length (mm)	1026
screw passing, tie end	12

**14282**

**OE numbers**

 191 419 063 C  
 192 419 063 C  
 1914190636  
 357419105B  
 191 419 063 C  
 192 419 063 C  
 1914190636  
 357419105B

Steering type	Steering rack
Operating mode	Manual
Num. of grooves	18

**IBIZA III (6K1)**
**1999 - 2002**
**13594**

**OE numbers**

 1H1 422 061KX  
 6K1422061CX  
 6K1422061AX  
 6K1422061A  
 6K1 422 061C  
 357422061KX  
 357 422 061JX  
 1K1422061  
 1H1422061C

Length (mm)	1185
Manufacturer	TRW
connector type, piston rod entry	rack
Steering side	Left-hand drive vehicle
tie end length [mm]	320
screw measure	M16x1,5 / M18x1,5
Operating mode	hydraulic
Steering type	Steering rack

**SEAT**
**IBIZA IV (6L1)**
**2002 - 2009**
**13596SH**

**OE numbers**

 6Q1423055Q  
 6Q1423061N  
 6Q1423061NX  
 6Q1423061S  
 6Q1423055AA  
 6Q2423061KX  
 6Q2423061L  
 6Q2423061HX

tie rod entry diameter	17,4
Additional Information	with sensor
tie rod entry teeth number	22
Equipment	with servotronic
Steering type	Steering rack
Operating mode	hydraulic
tie end lenght [mm]	300
Steering side	Left-hand drive vehicle

**13620**

**OE numbers**

 6N1422061C  
 6N1422061A  
 6N1422061  
 6N1422051  
 6N1422061E

Length (mm)	1145
Manufacturer	TRW
tie rod entrance height	65
screw measure	M14x1,5 / M16x1,5
Steering side	Left-hand drive vehicle
connector type, piston rod entry	rack
Steering type	Steering rack
Operating mode	hydraulic

**13596SV**

**OE numbers**

 6Q1423061D  
 6Q1423061E  
 6Q1423061G  
 6Q1423061MX  
 8Z1423052C  
 6Q1423061M  
 6Q1422061  
 6Q1423055G  
 6Q1423061B

Length (mm)	1180
screw measure	M14x1,5 / M16x1,5
Manufacturer	TRW (sensor valeo)
tie rod entrance height	64
Steering side	Left-hand drive vehicle
connector type, piston rod entry	without teeth
tie end lenght [mm]	300
Operating mode	hydraulic

**13596**

**OE numbers**

 8Z1423055050  
 6N1422061  
 6Q1423055E  
 6N1422055  
 6N1422062  
 6N1422061E

Length (mm)	1180
screw measure	M14x1,5 / M16x1,5
tie rod entrance height	64
Manufacturer	TRW
connector type, piston rod entry	rack
Remarks	without sensor
Steering side	Left-hand drive vehicle
tie end lenght [mm]	300

**13597**

**OE numbers**

 6Q1423061KX  
 6Q1423055E  
 6Q1423061H  
 6Q1423055N  
 6Q1423055M  
 6Q1423062G  
 6Q1423062C  
 6Q1423062  
 6Q1423062BX

tie rod entry diameter	17,4
Additional Information	with sensor
Remarks	round sensor
Steering type	Steering rack
Operating mode	hydraulic
tie rod entry teeth number	32
Steering side	Left-hand drive vehicle
connector type, piston rod entry	rack



**SEAT**
**INCA (6K9)**
**1995 - 2003**
**13562**

**OE numbers**

 1H1 422 061KX  
 6K1422061CX  
 6K1422061AX  
 6K1422061A  
 6K1 422 061C  
 357422061KX  
 357 422 061JX  
 1K1422061  
 1H1422061C

Remarks	with support
Num. of grooves	22
tie rod entry teeth number	22
tie rod entrance height	27,5
tie rod entry diameter	17,6
screw measure	M16x1,5 / M18x1,5
Steering type	Steering rack
Manufacturer	TRW

**13568**

**OE numbers**

 6N1422061A  
 6N1422061X  
 6N1422061B  
 6N1422061  
 6N1422051B  
 6M1422061A  
 6N1422061BX

Operating mode	hydraulic
Length (mm)	1175
Manufacturer	TRW
tie rod entrance height	65
screw measure	M14x1,5 / M16x1,5
connector type, piston rod entry	rack
Steering side	Left-hand drive vehicle
tie end length [mm]	308

**13594**

**OE numbers**

 1H1 422 061KX  
 6K1422061CX  
 6K1422061AX  
 6K1422061A  
 6K1 422 061C  
 357422061KX  
 357 422 061JX  
 1K1422061  
 1H1422061C

Length (mm)	1185
Manufacturer	TRW
connector type, piston rod entry	rack
Steering side	Left-hand drive vehicle
tie end length [mm]	320
screw measure	M16x1,5 / M18x1,5
Operating mode	hydraulic
Steering type	Steering rack

**LEON (1M1)**
**1999 - 2006**
**13595**

**OE numbers**

 1J1422055F  
 1J1422062HX  
 1J1422062LX  
 1J1422070X  
 1J1422062E  
 1J1422327  
 1J1422105DE  
 1J1422105  
 1J1422063C

tie rod entry diameter	18
tie rod entry teeth number	22
Feature	= 13932
Steering type	Steering rack
Operating mode	hydraulic
tie end length [mm]	315
Steering side	Left-hand drive vehicle
connector type, piston rod entry	rack

**13900**

**OE numbers**

 1J1422062HX  
 1J1422062LX  
 1J1422070X  
 1J1422062E  
 1J1422105  
 1J1422063C  
 1J1422061SX  
 1J1422062EX  
 1J1422327

Steering type	Steering rack
Length (mm)	1300
Operating mode	hydraulic
tie rod entry diameter	17,6
tie rod entry teeth number	22
tie rod entrance height	67,7
tie end length [mm]	340
Steering side	Left-hand drive vehicle



**SEAT**
**13932**

**OE numbers**

 1J1422060K  
 1J1422062D  
 1J1422327  
 1J1422105DE  
 1J1422105  
 1J1422063C  
 1J1422063B  
 1J1422062EX  
 1J1422062E

tie rod entry diameter	17,3
tie rod entry teeth number	22
Feature	= 13595
Steering type	Steering rack
Operating mode	hydraulic
connector type, piston rod entry	rack
Steering side	Left-hand drive vehicle
tie rod entrance height	67,8

**LEON (1P1)**
**2005 - 2010**
**131086**

**OE numbers**

 1K1423051AE  
 1K1423051AG  
 1K1423051AN  
 1K1423055FX  
 1K1423055C  
 1K1423055E  
 1K1423055F  
 1K1423051CC  
 7805974131

Operating mode	electric
Remarks	1° GEN
Steering type	Steering rack

**131074**

**OE numbers**

 1K1423055GX  
 1K1423055G  
 1K1423051DL  
 1K1423051DF  
 1K1423051BQ  
 1K1423051AA  
 1K1423051AJ  
 1K1423051AM  
 1K1423051EE

tie rod entrance height	60
Manufacturer	ZF
Operating mode	Electronic
tie rod entry diameter	18
casing type	plastic cover
tie rod entry teeth number	23
Steering type	Steering rack
Length (mm)	1270

**MALAGA (023A)**
**1984 - 1993**
**14274**

**OE numbers**

 3954373  
 3950888  
 SE022162001B

Steering type	Steering rack
tie rod entry teeth number	17
tie rod entry diameter	13,6
Operating mode	Manual
connector type, piston rod entry	rack
tie rod entrance height	49,1
Length (mm)	1026
screw passing, tie end	12

**PANDA (141A)**
**1980 - 1986**
**14280**

**OE numbers**

 5986316  
 5960838

Steering type	Steering rack
tie rod entry teeth number	17
tie rod entry diameter	14,2
Operating mode	Manual
connector type, piston rod entry	rack
tie rod entrance height	54,1
Length (mm)	866
screw passing, tie end	12

**SEAT**
**RITMO (138)**
**1978 - 1983**
**14272**

**OE numbers**

 4392510  
4438408

Steering type	Steering rack
Operating mode	Manual

**RONDA (022A)**
**1983 - 1986**
**14274**

**OE numbers**

 3954373  
3950888  
SE022162001B

Steering type	Steering rack
tie rod entry teeth number	17
tie rod entry diameter	13,6
Operating mode	Manual
connector type, piston rod entry	rack
tie rod entrance height	49,1
Length (mm)	1026
screw passing, tie end	12

**TERRA (24)**
**1987 - 1996**
**14210**

**OE numbers**

 7570968  
7623893  
7570919  
7549967  
7536741  
5963475  
5989258

Operating mode	Manual
Steering type	Steering rack
tie rod entry teeth number	17
tie rod entry diameter	14,2
connector type, piston rod entry	rack
tie rod entrance height	50,1
screw passing, tie end	12
Length (mm)	1060

**TOLEDO I (1L)**
**1991 - 1999**
**13561**

**OE numbers**

 191422061EX  
191422061K  
191 422 055B  
191 422 055BX  
191422055  
191422055S  
191422061M  
191422061SX  
191422061MX

Operating mode	hydraulic
Length (mm)	1230
connector type, piston rod entry	rack
Num. of grooves	36
tie end lenght [mm]	342
Steering side	Left-hand drive vehicle
tie rod entrance height	30
tie rod entry teeth number	36

**13562**

**OE numbers**

 1H1 422 061KX  
6K1422061CX  
6K1422061AX  
6K1422061A  
6K1 422 061C  
357422061KX  
357 422 061JX  
1K1422061  
1H1422061C

Remarks	with support
Num. of grooves	22
tie rod entry teeth number	22
tie rod entrance height	27,5
tie rod entry diameter	17,6
screw measure	M16x1,5 / M18x1,5
Steering type	Steering rack
Manufacturer	TRW

**SEAT**
**TOLEDO II (1M2)**
**1999 - 2006**
**13595**

**OE numbers**

 1J1422055F  
 1J1422062HX  
 1J1422062LX  
 1J1422070X  
 1J1422062E  
 1J1422327  
 1J1422105DE  
 1J1422105  
 1J1422063C

tie rod entry diameter	18
tie rod entry teeth number	22
Feature	= 13932
Steering type	Steering rack
Operating mode	hydraulic
tie end length [mm]	315
Steering side	Left-hand drive vehicle
connector type, piston rod entry	rack

**13900**

**OE numbers**

 1J1422062HX  
 1J1422062LX  
 1J1422070X  
 1J1422062E  
 1J1422105  
 1J1422063C  
 1J1422061SX  
 1J1422062EX  
 1J1422327

Steering type	Steering rack
Length (mm)	1300
Operating mode	hydraulic
tie rod entry diameter	17,6
tie rod entry teeth number	22
tie rod entrance height	67,7
tie end length [mm]	340
Steering side	Left-hand drive vehicle

**13932**

**OE numbers**

 1J1422060K  
 1J1422062D  
 1J1422327  
 1J1422105DE  
 1J1422105  
 1J1422063C  
 1J1422063B  
 1J1422062EX  
 1J1422062E

tie rod entry diameter	17,3
tie rod entry teeth number	22
Feature	= 13595
Steering type	Steering rack
Operating mode	hydraulic
connector type, piston rod entry	rack
Steering side	Left-hand drive vehicle
tie rod entrance height	67,8

**TOLEDO III (5P2)**
**2004 - 2009**
**131074**

**OE numbers**

 1K1423055GX  
 1K1423055G  
 1K1423051DL  
 1K1423051DF  
 1K1423051BQ  
 1K1423051AA  
 1K1423051AJ  
 1K1423051AM  
 1K1423051EE

tie rod entrance height	60
Manufacturer	ZF
Operating mode	Electronic
tie rod entry diameter	18
casing type	plastic cover
tie rod entry teeth number	23
Steering type	Steering rack
Length (mm)	1270

**131086**

**OE numbers**

 1K1423051AE  
 1K1423051AG  
 1K1423051AN  
 1K1423055FX  
 1K1423055C  
 1K1423055E  
 1K1423055F  
 1K1423051CC  
 7805974131

Operating mode	electric
Remarks	1° GEN
Steering type	Steering rack

**SEAT**
**FABIA (6Y2)**
**1999 - 2008**
**13612SH**

**OE numbers**

 6Q1423061NX  
 6Q2423061KX  
 6Q2423061L  
 6Q2423061HX  
 6Q1423061S  
 6Q1423055Q  
 6Q1423055AA  
 6Q1423061N

Length (mm)	1180
tie end length [mm]	300
Steering side	Left-hand drive vehicle
connector type, piston rod entry	rack
tie rod entrance height	64,4
Manufacturer	TRW (sensor Hella)
screw measure	M14x1,5 / M16x1,5
Steering type	Steering rack

**13621**

**OE numbers**

 6N1422061EX  
 6N1422061BX  
 6N1422061A  
 6N1422061E  
 6N1422061C  
 6N1422061CX  
 6N1419105  
 6N1422061  
 6N1422051

tie rod entry teeth number	18
tie rod entry diameter	17,7
Operating mode	hydraulic
Steering type	Steering rack
connector type, piston rod entry	rack
Steering side	Left-hand drive vehicle
tie end length [mm]	300
screw measure	M14x1,5 / M16x1,5

**13622**

**OE numbers**

 6N1422061  
 6N1422061A  
 6N1422061C  
 SN1422061EX  
 SN1422061BX  
 SN1422061C  
 SN1422061CX  
 SN1422061A  
 6K1422061AX

Length (mm)	1170
Manufacturer	TRW
tie rod entrance height	65
screw measure	M14x1,5 / M16x1,5
Steering side	Left-hand drive vehicle
connector type, piston rod entry	rack
Steering type	Steering rack
Operating mode	hydraulic

**13620**

**OE numbers**

 6N1422061C  
 6N1422061A  
 6N1422061  
 6N1422051  
 6N1422061E

Length (mm)	1145
Manufacturer	TRW
tie rod entrance height	65
screw measure	M14x1,5 / M16x1,5
Steering side	Left-hand drive vehicle
connector type, piston rod entry	rack
Steering type	Steering rack
Operating mode	hydraulic

**13612SV**

**OE numbers**

 6Q1423055B  
 6Q1423055D  
 6Q1423055E  
 6Q1423055G  
 6Q1423061B  
 6Q1 423 061NX  
 6Q1 423 061N  
 6Q1423061G  
 6Q1422061

tie rod entry diameter	17,9
Additional Information	with sensor
Equipment	with servotronic
tie rod entry teeth number	24
Operating mode	hydraulic
Steering type	Steering rack
screw measure	M14x1,5 / M16x1,5
Manufacturer	TRW (sensor valeo)

**13597**

**OE numbers**

 6Q1423061KX  
 6Q1423055E  
 6Q1423061H  
 6Q1423055N  
 6Q1423055M  
 6Q1423062G  
 6Q1423062C  
 6Q1423062  
 6Q1423062BX

tie rod entry diameter	17,4
Additional Information	with sensor
Remarks	round sensor
Steering type	Steering rack
Operating mode	hydraulic
tie rod entry teeth number	32
Steering side	Left-hand drive vehicle
connector type, piston rod entry	rack

**SKODA**
**13596SV**

**OE numbers**

6Q1423061D  
6Q1423061E  
6Q1423061G  
6Q1423061MX  
8Z1423052C  
6Q1423061M  
6Q1422061  
6Q1423055G  
6Q1423061B

Length (mm)	1180
screw measure	M14x1,5 / M16x1,5
Manufacturer	TRW (sensor valeo)
tie rod entrance height	64
Steering side	Left-hand drive vehicle
connector type, piston rod entry	without teeth
tie end lenght [mm]	300
Operating mode	hydraulic

**13596SH**

**OE numbers**

6Q1423055Q  
6Q1423061N  
6Q1423061NX  
6Q1423061S  
6Q1423055AA  
6Q2423061KX  
6Q2423061L  
6Q2423061HX

tie rod entry diameter	17,4
Additional Information	with sensor
tie rod entry teeth number	22
Equipment	with servotronic
Steering type	Steering rack
Operating mode	hydraulic
tie end lenght [mm]	300
Steering side	Left-hand drive vehicle

**13596**

**OE numbers**

8Z1423055050  
6N1422061  
601423055E  
6N1422055  
6N1422062  
6N1422061E

Length (mm)	1180
screw measure	M14x1,5 / M16x1,5
tie rod entrance height	64
Manufacturer	TRW
connector type, piston rod entry	rack
Remarks	without sensor
Steering side	Left-hand drive vehicle
tie end lenght [mm]	300

**13612**

**OE numbers**

601423055E  
6N1422055  
6N1422061  
6N1422061E  
6N1422062  
8Z1423055050

tie rod entry diameter	17,9
tie rod entry teeth number	24
Operating mode	hydraulic
Steering type	Steering rack
Manufacturer	TRW
screw measure	M14x1,5 / M16x1,5
tie rod entrance height	64,4
connector type, piston rod entry	rack

**FAVORIT (781)**
**1989 - 1994**
**14359**
**OE numbers**

601422051  
601419063

Length (mm)	1115
screw passing, tie end	12
tie rod entry teeth number	36
tie end lenght [mm]	350
connector type, piston rod entry	rack
tie rod entrance height	50
tie rod entry diameter	16
Steering type	Steering rack

**14360**
**OE numbers**

007350327  
007350027A  
007350027  
6U1 422 051  
6U1422051B

Operating mode	mechanical
Steering type	Steering rack
tie rod entry diameter	16
tie rod entrance height	50
connector type, piston rod entry	rack
screw passing, tie end	12
Length (mm)	1125

**SKODA**
**13931**

**OE numbers**

 6U2422051  
 6U2422051B  
 115500000  
 030145157D  
 00730027A  
 6U2422061

Length (mm)	1130
screw measure	M14x1,5 / M16x1,5
Manufacturer	TRW
tie end length [mm]	320
tie rod entrance height	31,5
Steering side	Left-hand drive vehicle
connector type, piston rod entry	rack
Operating mode	hydraulic

**FELICIA I (6U1)**
**1994 - 1998**
**13931**

**OE numbers**

 6U2422051  
 6U2422051B  
 115500000  
 030145157D  
 00730027A  
 6U2422061

Length (mm)	1130
screw measure	M14x1,5 / M16x1,5
Manufacturer	TRW
tie end length [mm]	320
tie rod entrance height	31,5
Steering side	Left-hand drive vehicle
connector type, piston rod entry	rack
Operating mode	hydraulic

**14360**
**OE numbers**

 007350327  
 007350027A  
 007350027  
 6U1 422 051  
 6U1422051B

Operating mode	mechanical
Steering type	Steering rack
tie rod entry diameter	16
tie rod entrance height	50
connector type, piston rod entry	rack
screw passing, tie end	12
Length (mm)	1125

**FELICIA II (6U1)**
**1998 - 2001**
**14360**
**OE numbers**

 007350327  
 007350027A  
 007350027  
 6U1 422 051  
 6U1422051B

Operating mode	mechanical
Steering type	Steering rack
tie rod entry diameter	16
tie rod entrance height	50
connector type, piston rod entry	rack
screw passing, tie end	12
Length (mm)	1125

**13931**

**OE numbers**

 6U2422051  
 6U2422051B  
 115500000  
 030145157D  
 00730027A  
 6U2422061

Length (mm)	1130
screw measure	M14x1,5 / M16x1,5
Manufacturer	TRW
tie end length [mm]	320
tie rod entrance height	31,5
Steering side	Left-hand drive vehicle
connector type, piston rod entry	rack
Operating mode	hydraulic



**SKODA**
**OCTAVIA (1U2)**
**1996 - 2010**
**13932**

**OE numbers**

 1J1422060K  
 1J1422062D  
 1J1422327  
 1J1422105DE  
 1J1422105  
 1J1422063C  
 1J1422063B  
 1J1422062EX  
 1J1422062E

tie rod entry diameter	17,3
tie rod entry teeth number	22
Feature	= 13595
Steering type	Steering rack
Operating mode	hydraulic
connector type, piston rod entry	rack
Steering side	Left-hand drive vehicle
tie rod entrance height	67,8

**13595**

**OE numbers**

 1J1422055F  
 1J1422062HX  
 1J1422062LX  
 1J1422070X  
 1J1422062E  
 1J1422327  
 1J1422105DE  
 1J1422105  
 1J1422063C

tie rod entry diameter	18
tie rod entry teeth number	22
Feature	= 13932
Steering type	Steering rack
Operating mode	hydraulic
tie end length [mm]	315
Steering side	Left-hand drive vehicle
connector type, piston rod entry	rack

**13900**

**OE numbers**

 1J1422062HX  
 1J1422062LX  
 1J1422070X  
 1J1422062E  
 1J1422105  
 1J1422063C  
 1J1422061SX  
 1J1422062EX  
 1J1422327

Steering type	Steering rack
Length (mm)	1300
Operating mode	hydraulic
tie rod entry diameter	17,6
tie rod entry teeth number	22
tie rod entrance height	67,7
tie end length [mm]	340
Steering side	Left-hand drive vehicle

**OCTAVIA (1Z3)**
**2004 - 2010**
**131074**

**OE numbers**

 1K1423055GX  
 1K1423055G  
 1K1423051DL  
 1K1423051DF  
 1K1423051BQ  
 1K1423051AA  
 1K1423051AJ  
 1K1423051AM  
 1K1423051EE

tie rod entrance height	60
Manufacturer	ZF
Operating mode	Electronic
tie rod entry diameter	18
casing type	plastic cover
tie rod entry teeth number	23
Steering type	Steering rack
Length (mm)	1270

**131086**

**OE numbers**

 1K1423051AE  
 1K1423051AG  
 1K1423051AN  
 1K1423055FX  
 1K1423055C  
 1K1423055E  
 1K1423055F  
 1K1423051CC  
 7805974131

Operating mode	electric
Remarks	1° GEN
Steering type	Steering rack

**SKODA**
**SUPERB (3U4)**
**2002 - 2008**
**13413**

**OE numbers**

 00278523  
 8D1422053  
 8D1422052D  
 8D1422052E  
 8D1422052MX  
 8D1422052N  
 8D1422052P  
 8D1422065J  
 8D1422065R

screw measure	M14x1,5/M16x1,5
Steering type	Steering rack
Operating mode	hydraulic
tie rod entry diameter	19
Steering side	Left-hand drive vehicle
connector type, piston rod entry	without teeth
tie end length [mm]	130
Manufacturer	KOYO

**13434**

**OE numbers**

 8D1422069A  
 8D1422065S  
 8D1422066D  
 8DA1422074A  
 8D1422066F  
 8D1422069  
 8D1422065R  
 8D1422069C  
 8D1422069F

Length (mm)	1025
tie rod entrance height	36,5
tie end length [mm]	130
connector type, piston rod entry	without teeth
Steering side	Left-hand drive vehicle
Feature	= 13916
tie rod entry diameter	19
Manufacturer	ZF

**13435S**

**OE numbers**

 4D1422065P  
 4D1422069J  
 8D1 422 052 KX  
 4D1422069E  
 4D1422069C  
 4D1422069A  
 4D1422066F  
 4D1422065K  
 4D1422065E

Cylinder	For outer cylinder
tie rod entrance height	36,5
connector type, piston rod entry	without teeth
Steering side	Left-hand drive vehicle
Equipment	with servotronic
tie rod entry diameter	19
Length (mm)	1065
Manufacturer	ZF

**13770S**

**OE numbers**

 8A1422065AY  
 8E1422066Q  
 8E1422071G  
 8E1422052SX  
 8E1422053GX  
 8E1422065L  
 8E1422053G  
 8E1422052D  
 8E1422052H

Manufacturer	ZF
Length (mm)	1030
connector type, piston rod entry	without teeth
tie rod entrance height	40
Steering side	Left-hand drive vehicle
tie rod entry diameter	19
Equipment	with servotronic
Operating mode	hydraulic

**13772**

**OE numbers**

 4B1422052NX  
 8E1422066T  
 8E1422066T/F  
 4B1 422 065 L  
 4B1 422 065 S  
 4B1 422 066 F  
 4B1 422 052  
 4B1 422 052 N  
 4B1 422 052 X

screw measure	M14x1,5 / M16x1,5
connector type, piston rod entry	without teeth
Steering side	Left-hand drive vehicle
Length (mm)	1035
tie rod entrance height	52,7
Manufacturer	KOYO / SMI
tie rod entry diameter	19
Operating mode	hydraulic

**SKODA**

**YETI (5L)**

**2009 -**

**131099**



**OE numbers**

1K0909144J

Steering type

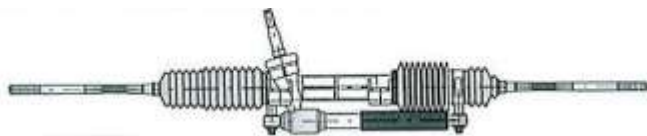
Steering rack

Operating mode

Electronic

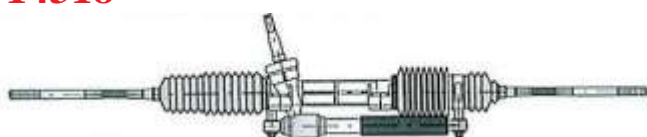
Manufacturer

ZF

**SKODA**
**CABRIO (450)**
**2000 - 2004**
**14318**

**OE numbers**

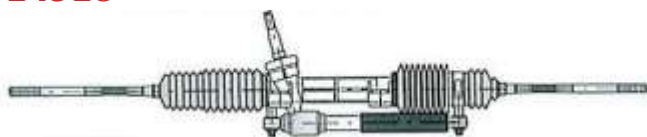
26077402

Operating mode	Manual
Steering type	Steering rack
tie rod entry diameter	16
screw passing, tie end	14
connector type, piston rod entry	without teeth
tie rod entrance height	82,3
Length (mm)	1078

**CITY-COUPE (450)**
**1998 - 2004**
**14318**

**OE numbers**

26077402

Operating mode	Manual
Steering type	Steering rack
tie rod entry diameter	16
screw passing, tie end	14
connector type, piston rod entry	without teeth
tie rod entrance height	82,3
Length (mm)	1078

**CROSSBLADE (450)**
**2002 - 2003**
**14318**

**OE numbers**

26077402

Operating mode	Manual
Steering type	Steering rack
tie rod entry diameter	16
screw passing, tie end	14
connector type, piston rod entry	without teeth
tie rod entrance height	82,3
Length (mm)	1078

**FORFOUR (454)**
**2004 - 2006**
**131088**


Manufacturer	KOYO
Operating mode	Electronic
Steering type	Steering rack

**FORTWO Coupe (450)**
**2004 - 2007**
**131088**


Manufacturer	KOYO
Operating mode	Electronic
Steering type	Steering rack

**SMART**

**14318**



**OE numbers**  
26077402

Operating mode	Manual
Steering type	Steering rack
tie rod entry diameter	16
screw passing, tie end	14
connector type, piston rod entry	without teeth
tie rod entrance height	82,3
Length (mm)	1078

**FORTWO Coupe (451)**

**2007 -**

**131088**



Manufacturer	KOYO
Operating mode	Electronic
Steering type	Steering rack

## SMART

ACTYON		2005 -	
<b>131125</b>	<b>OE numbers</b> 46500-09003	tie rod entrance height	45
		connector type, piston rod entry	rack
		tie rod entry diameter	16,5
		screw measure	M16x1,5/M16x1,5
		Manufacturer	MANDO
		Length (mm)	1095
		Operating mode	hydraulic
		Steering type	Steering rack
KORANDO (KJ)		1996 -	
<b>13599</b>		Length (mm)	1265
		connector type, piston rod entry	rack
		tie rod entry teeth number	36
		Operating mode	hydraulic
		screw measure	M16x1,5 / M16x1,5
		Steering type	Steering rack
		tie end length [mm]	275
		tie rod entrance height	27
KYRON		2005 -	
<b>131020</b>	<b>OE numbers</b> 4650009006	Steering type	Steering rack
		Length (mm)	1100
		tie rod entrance height	47,5
		Operating mode	hydraulic
		tie rod entry teeth number	36
		Steering side	Left-hand drive vehicle
		tie end length [mm]	190
		connector type, piston rod entry	rack
MUSSO (FJ)		1995 -	
<b>13600</b>	<b>OE numbers</b> 4651005755 4650005750 4651005751 4650005700 4651005750 4651005753 4651005754 4650005751	tie end length [mm]	272
		tie rod entrance height	27,5
		Steering type	Steering rack
		tie rod entry diameter	16
		screw measure	M16x1,5 / M16x1,5
		Operating mode	hydraulic
		Manufacturer	MANDO
		tie rod entry teeth number	36
<b>131004</b>	<b>OE numbers</b> 45610-05502 45610-05503 46510-05500 46510-05501	screw measure	M16x1,5/M16x1,5
		tie rod entry diameter	16,5
		Steering side	Left-hand drive vehicle
		connector type, piston rod entry	rack
		tie end length [mm]	275
		Manufacturer	TRW
		Operating mode	hydraulic
		tie rod entrance height	34



**SSANG YONG**
**REXTON (GAB\_)**
**2002 -**
**131021**

**OE numbers**

 46510-08000  
 46510-08001  
 46510-08002  
 46510-09003  
 46510-08004

screw measure	M16x1,5/M16x1,5
tie rod entry diameter	16,5
Manufacturer	MANDO
connector type, piston rod entry	rack
Steering side	Left-hand drive vehicle
tie end lenght [mm]	180
tie rod entry teeth number	36
tie rod entrance height	30,3

**RODIUS**
**2005 -**
**131034**


connector type, piston rod entry	rack
screw measure	M16x1,5/M16x1,5
Manufacturer	MANDO
tie rod entry diameter	16,7
tie rod entry teeth number	36
Operating mode	hydraulic
tie rod entrance height	73,2
Steering type	Steering rack

**SSANG YONG**
**LEGACY II (BD, BG)**
**1994 - 1999**
**13935**

**OE numbers**

 34110AA050  
 5901033

Length (mm)	1185
Manufacturer	KOYO
tie rod entrance height	72,5
screw measure	M14x1,5 / M14x1,5
Steering side	Left-hand drive vehicle
connector type, piston rod entry	rack
Operating mode	hydraulic
Steering type	Steering rack

**OUTBACK (BE, BH)**
**2000 - 2003**
**131052**

**OE numbers**

 34110AG030  
 34110AG040  
 34110AG031  
 34110AG041

connector type, piston rod entry	rack
Manufacturer	SHOWA
tie rod entry diameter	17,5
Operating mode	hydraulic
tie rod entrance height	75
tie end lenght [mm]	300
tie rod entry teeth number	36
Steering type	Steering rack

**OUTBACK (BL, BP)**
**2003 - 2009**
**131052**

**OE numbers**

 34110AG030  
 34110AG040  
 34110AG031  
 34110AG041

connector type, piston rod entry	rack
Manufacturer	SHOWA
tie rod entry diameter	17,5
Operating mode	hydraulic
tie rod entrance height	75
tie end lenght [mm]	300
tie rod entry teeth number	36
Steering type	Steering rack

**SUBARU**
**BALENO (EG)**
**1995 - 2002**
**13602**

**OE numbers**

 48580-64G22  
 4858064G21  
 510-07065  
 4858064621  
 48580-64G23

tie rod entry diameter	15,8
Operating mode	hydraulic
Steering type	Steering rack
tie rod entry teeth number	36
connector type, piston rod entry	rack
tie rod entrance height	36,5
Steering side	Left-hand drive vehicle
tie end lenght [mm]	305

**GRAND VITARA I (FT, GT)**
**1998 - 2006**
**13943**

**OE numbers**

 48500-65D5  
 48580-65D51  
 48500-65D50  
 8522595

tie rod entrance height	31
Steering side	Left-hand drive vehicle
connector type, piston rod entry	rack
tie rod entry teeth number	36
screw measure	M14x1,5 / M14x1,5
Operating mode	hydraulic
Steering type	Steering rack
tie end lenght [mm]	225

**GRAND VITARA II (JT)**
**2005 - 2006**
**131007**

**OE numbers**

 4858065J51  
 48580-65J50

screw measure	M14x1,5/M16x1,5
Steering type	Steering rack
tie rod entry teeth number	36
tie end lenght [mm]	345
tie rod entrance height	36
Manufacturer	Kayaba
Operating mode	hydraulic
connector type, piston rod entry	rack

**IGNIS (FH)**
**2000 - 2003**
**14356**

Steering type	Steering rack
Operating mode	hydraulic
tie rod entry diameter	14,5
screw measure	M14x1,5 / M14x1,5
connector type, piston rod entry	rack
tie rod entrance height	44
tie rod entry teeth number	30
Length (mm)	1180

**IGNIS II**
**2003 -**
**14356**

Steering type	Steering rack
Operating mode	hydraulic
tie rod entry diameter	14,5
screw measure	M14x1,5 / M14x1,5
connector type, piston rod entry	rack
tie rod entrance height	44
tie rod entry teeth number	30
Length (mm)	1180

**SUZUKI**
**SWIFT II Sedán (AH, AJ)**
**1989 - 2001**
**13601**

**OE numbers**

 4851086000  
 48580-60E10  
 4858062E11  
 6240079  
 2WD P60E1

Length (mm)	1125
Steering side	Left-hand drive vehicle
tie rod entrance height	32,5
connector type, piston rod entry	rack
tie rod entry teeth number	36
Operating mode	hydraulic
tie rod entry diameter	15,6
Steering type	Steering rack

**SWIFT III (MZ, EZ)**
**2005 -**
**131094**

**OE numbers**

48580-63J52

Operating mode	Electronic
Steering type	Steering rack

**SX4 (GY)**
**2006 -**
**131097**
**OE numbers**

4858079J50

Steering type	Steering rack
Operating mode	Electronic

**VITARA (ET, TA)**
**1988 - 1998**
**13943**

**OE numbers**

 48500-65D5  
 48580-65D51  
 48500-65D50  
 8522595

tie rod entrance height	31
Steering side	Left-hand drive vehicle
connector type, piston rod entry	rack
tie rod entry teeth number	36
screw measure	M14x1,5 / M14x1,5
Operating mode	hydraulic
Steering type	Steering rack
tie end lenght [mm]	225

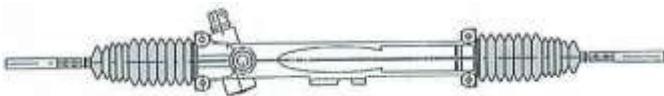
**SUZUKI**
**180**
**1973 - 1982**
**14291**


Steering type	Steering rack
Operating mode	Manual

**HORIZON**
**1978 - 1986**
**14288**

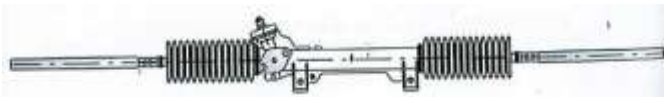

**OE numbers**  
18760700  
405967

Steering type	Steering rack
Operating mode	Manual

**14290**


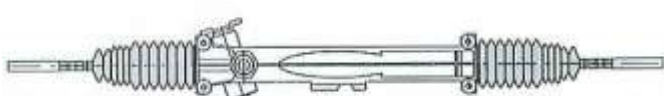
**OE numbers**  
405925  
18522600  
18530800

Operating mode	Manual
Steering type	Steering rack
Length (mm)	1041

**SAMBA (51A)**
**1981 - 1986**
**14203**


**OE numbers**  
9455304467  
9455341780

Operating mode	Manual
Steering type	Steering rack
Length (mm)	1125

**SIMCA 1100 Break/Tourisme**
**1968 - 1980**
**14286**


**OE numbers**  
18862900

Operating mode	Manual
Steering type	Steering rack
Remarks	Pinion mit Stütze

**TALBOT**

**14287**



**OE numbers**  
18862900

Operating mode	Manual
Steering type	Steering rack

**SOLARA** **1980 - 1986**

**14288**



**OE numbers**  
18760700  
405967

Steering type	Steering rack
Operating mode	Manual



**TALBOT**
**AURIS (ZZE15\_, ADE15\_, ZRE15\_, NDE15\_)**
**2007 -**
**14342**
**OE numbers**  
4550002130

 Operating mode electric  
Steering type Steering rack

**AVENSIS (\_T22\_)**
**1997 - 2003**
**13731**

**OE numbers**  
4420005020  
4420005021  
4420005041  
4420005060  
4425005060  
4426005060  
422512520

 Manufacturer ZF  
Length (mm) 1105  
tie rod entrance height 49  
tie rod entry teeth number 36  
connector type, piston rod entry rack  
Steering side Left-hand drive vehicle  
tie rod entry diameter 17,6  
Operating mode hydraulic

**AVENSIS (T25\_)**
**2003 - 2008**
**13972**

**OE numbers**  
4420013030  
4425013030  
4425005081  
4425005082  
442500F020  
4420005080  
7891974208  
7891974804  
44200-05082B

 Length (mm) 1145  
Steering type Steering rack  
Operating mode hydraulic  
screw measure M16x1,5 / M17x1,5  
tie rod entry diameter 17,4  
connector type, piston rod entry rack  
Steering side Left-hand drive vehicle  
tie rod entry teeth number 36

**131116**
**OE numbers**  
44250-05080  
44200-44150  
44200-44250  
44250-05081

 Manufacturer TOYODA  
tie rod entrance height 45  
connector type, piston rod entry rack  
tie rod entry teeth number 36  
Feature No = 13972  
tie rod entry diameter 17,4  
screw measure M16x1,5 / M17x1,5  
Operating mode hydraulic

**AYGO (WNB1\_, KGB1\_)**
**2005 - 2010**
**14339**

 Length (mm) 1045  
Operating mode electric  
connector type, piston rod entry rack  
tie rod entry diameter 14  
Steering type Steering rack  
screw passing, tie end 12  
tie rod entrance height 90

**TOYOTA**
**14344**
**OE numbers**

 400135  
 400133  
 45500-0H010  
 45500-0H030

Steering type	Steering rack
Operating mode	electric

**CAMRY (\_V2\_)**
**1986 - 1991**
**131078**

tie rod entrance height	43
tie rod entry teeth number	33
screw measure	M16x1,5 / M17x1,5
tie rod entry diameter	17,3
connector type, piston rod entry	rack
Steering type	Steering rack
Operating mode	hydraulic
Length (mm)	1185

**CARINA E (\_T19\_)**
**1992 - 1997**
**131018**
**OE numbers**

 44250-20580  
 442502058084


connector type, piston rod entry	rack
Steering side	Left-hand drive vehicle
tie end lenght [mm]	240
tie rod entry diameter	17,5
tie rod entry teeth number	36
Operating mode	hydraulic
Length (mm)	1020
Manufacturer	TOYODA

**13730**
**OE numbers**

 4420005060  
 422512520  
 4420005020  
 4420005021  
 4420005041  
 7891974111


Steering type	Steering rack
Operating mode	hydraulic
tie rod entry diameter	17,5
tie end lenght [mm]	240
Steering side	Left-hand drive vehicle
connector type, piston rod entry	rack
tie rod entry teeth number	36
tie rod entrance height	40

**CELICA (\_T20\_)**
**1993 - 1999**
**13734**
**OE numbers**

 4425020500  
 16145387


Steering type	Steering rack
Operating mode	hydraulic
Feature	pipes by pressure
Steering side	Left-hand drive vehicle

**TOYOTA**
**CELICA (ST16\_)**
**1986 - 1990**
**13736**

**OE numbers**

 44250-20700  
 44250-20660  
 44250-20640  
 4425020120

Length (mm)	1180
Steering type	Steering rack
screw measure	M16x1,5 / M16x1,5
Operating mode	hydraulic
tie rod entry diameter	17,7
Feature	Pinion fastened with 2 bolts
connector type, piston rod entry	rack
tie rod entry teeth number	36

**131043**

**OE numbers**

 4425020120  
 4425020480  
 4425020500  
 4425020290

Length (mm)	1210
Steering type	Steering rack
Operating mode	hydraulic
tie end length [mm]	340
tie rod entry teeth number	36
tie rod entrance height	40,3
tie rod entry diameter	17,4
screw measure	M16x1,5/M16x1,5

**COROLLA (\_E10\_)**
**1992 - 1997**
**13732**

**OE numbers**

 4425020221  
 4425020181  
 4425012520  
 44250-05060-84  
 44250-05060  
 4420005098  
 4425012450  
 425012580

screw measure	M16x1,5 / M18x1,5
Operating mode	hydraulic
Steering type	Steering rack
tie rod entry diameter	17,4
Steering side	Left-hand drive vehicle
tie rod entry teeth number	36
connector type, piston rod entry	rack
tie rod entrance height	56

**COROLLA (\_E11\_)**
**1997 - 2002**
**13738**

**OE numbers**

 4425012231  
 44250-12580  
 44250-12060  
 4425012581  
 44250-12061  
 44250-12062  
 4425020181

Length (mm)	1180
Steering type	Steering rack
screw measure	M16x1,5 / M17x1,5
Operating mode	hydraulic
tie rod entry diameter	17,4
connector type, piston rod entry	rack
tie rod entry teeth number	36
Steering side	Left-hand drive vehicle


**COROLLA (ZZE12\_, NDE12\_, ZDE12\_)**
**2002 - 2007**
**14329**

Operating mode	Manual
Steering type	Steering rack
Manufacturer	DELPHI
Length (mm)	1095


**TOYOTA**


<b>14361</b>	<b>OE numbers</b>	Operating mode	Electronic
	4551002050 4551002090 45500-02060	Steering type	Steering rack

**HILUX III Pick-up (KUN\_, TGN\_, LAN\_, GGN\_)**
**2005 -**


<b>131026</b>		<b>OE numbers</b>	screw measure	M16x1,5/M17x1,5
		442000K040 44200-0K230	tie rod entry diameter	17,4
			Length (mm)	1290
			connector type, piston rod entry	rack
			tie rod entry teeth number	36
			tie end length [mm]	293
			Operating mode	hydraulic
			Manufacturer	TOYODA

**LAND CRUISER (KDJ12\_, GRJ12\_)**
**2003 - 2010**

<b>131000</b>		<b>OE numbers</b>	screw measure	M16x1,5/M18x1,5
		4420035060 4420035061	tie rod entry diameter	17,5
			Steering side	Left-hand drive vehicle
			tie rod entry teeth number	36
			Manufacturer	TOYODA
			tie rod entrance height	46
			Operating mode	hydraulic
			Steering type	Steering rack

<b>131131</b>		<b>OE numbers</b>	connector type, piston rod entry	rack
		4420035060 4420035061	Manufacturer	KAYABA
			tie rod entry teeth number	43
			screw passing, tie end	M20
			screw measure	M16x1,5 / M18x1,5
			tie end length [mm]	17,4
			Operating mode	hydraulic
			Steering type	Steering rack

**LAND CRUISER 100 (\_J10\_)**
**1998 -**

<b>13739</b>		<b>OE numbers</b>	Steering side	Left-hand drive vehicle
		44250-60100 44250-60120 44200-60120 44200-60100 4425060050 4531060101 4425060060 4425060070	connector type, piston rod entry	rack
			Feature	pipes by pressure
			Operating mode	hydraulic
			Steering type	Steering rack
			Remarks	Male thread axial joint

**TOYOTA**
**LAND CRUISER 90 (\_J9\_)**
**1996 -**
**13733**

**OE numbers**

 4425060022  
 10101056  
 4420060022  
 4425060020  
 4425060021

Length (mm)	955
Remarks	Female thread axial joint
tie rod entrance height	44,1
connector type, piston rod entry	rack
tie rod entry teeth number	36
Steering side	Left-hand drive vehicle
tie rod entry diameter	17,4
screw measure	M16x1,5 / M17x1,5

**PREVIA (TCR2\_, TCR1\_)**
**1990 - 2000**
**13924**

**OE numbers**

 44200-28171  
 44250-28170

Length (mm)	1165
tie rod entrance height	43,5
Steering side	Left-hand drive vehicle
tie rod entry teeth number	36
connector type, piston rod entry	rack
tie end length [mm]	210
Operating mode	hydraulic
Steering type	Steering rack

**RAV 4 I (SXA1\_)**
**1994 - 2000**
**13737**

**OE numbers**

 44250-42100  
 44250-42042  
 44250-42041  
 44250-42040  
 44250-42021  
 44250-42020  
 4425042022  
 44250-42080

tie rod entrance height	44
Steering side	Left-hand drive vehicle
tie end length [mm]	320
tie rod entry teeth number	36
connector type, piston rod entry	rack
tie rod entry diameter	18
Operating mode	hydraulic
screw measure	M16x1,5 / M17x1,5

**RAV 4 II (CLA2\_, XA2\_, ZCA2\_, ACA2\_)**
**2000 - 2006**
**131120**

**OE numbers**

 44200-42140  
 44250-42140

Manufacturer	TOYODA
tie rod entrance height	45
connector type, piston rod entry	rack
screw measure	M16x1,5 / M17x1,5
screw passing, tie end	15
tie rod entry diameter	17,4
Length (mm)	1145
Operating mode	hydraulic

**13988**

**OE numbers**

44200-42120

Length (mm)	1145
connector type, piston rod entry	rack
Steering side	Left-hand drive vehicle
tie rod entrance height	45
tie rod entry teeth number	36
tie rod entry diameter	17,4
Operating mode	hydraulic
Steering type	Steering rack

**TOYOTA**
**SUPRA (JZA70\_, GA70\_, MA70)**
**1986 - 1993**
**13735**

**OE numbers**

 44250-14220  
 44250-14221  
 44250-14222

Steering side	Left-hand drive vehicle
tie rod entry teeth number	36
connector type, piston rod entry	rack
tie rod entrance height	41
tie end length [mm]	222
Operating mode	hydraulic
tie rod entry diameter	16
screw measure	M16x1,5 / M16x1,5

**SUPRA (JZA80)**
**1993 - 2002**
**13735**

**OE numbers**

 44250-14220  
 44250-14221  
 44250-14222

Steering side	Left-hand drive vehicle
tie rod entry teeth number	36
connector type, piston rod entry	rack
tie rod entrance height	41
tie end length [mm]	222
Operating mode	hydraulic
tie rod entry diameter	16
screw measure	M16x1,5 / M16x1,5

**YARIS (\_P9\_)**
**2006 -**
**131058**


tie rod entrance height	45
Manufacturer	TOYODA
tie rod entry teeth number	36
screw measure	M16x1,5/M17x1,5
connector type, piston rod entry	rack
tie end length [mm]	290
tie rod entry diameter	17,5
Steering type	Steering rack

**YARIS (SCP1\_, NLP1\_, NCP1\_)**
**1999 - 2005**
**13747**

**OE numbers**

 44200-52010  
 44250-52010

Steering type	Steering rack
screw measure	M16x1,5 / M16x1,5
Operating mode	hydraulic
tie rod entry diameter	17,5
Length (mm)	1035
tie rod entrance height	54
tie rod entry teeth number	36
connector type, piston rod entry	rack

**14347**
**OE numbers**

 45510-52010  
 45510-52020

Operating mode	electric
Steering type	Steering rack



**TOYOTA**

**YARIS VERSO (\_NLP2\_, \_NCP2\_)**

**1999 - 2005**

**13747**

**OE numbers**

44200-52010  
44250-52010



Steering type	Steering rack
screw measure	M16x1,5 / M16x1,5
Operating mode	hydraulic
tie rod entry diameter	17,5
Length (mm)	1035
tie rod entrance height	54
tie rod entry teeth number	36
connector type, piston rod entry	rack

**TOYOTA**

<b>BORA (1J2)</b>		<b>1998 - 2005</b>	
<b>13932</b> 	<b>OE numbers</b> 1J1422060K 1J1422062D 1J1422327 1J1422105DE 1J1422105 1J1422063C 1J1422063B 1J1422062EX 1J1422062E	tie rod entry diameter 17,3 tie rod entry teeth number 22 Feature = 13595 Steering type Steering rack Operating mode hydraulic connector type, piston rod entry rack Steering side Left-hand drive vehicle tie rod entrance height 67,8	
	<b>13900</b> 	<b>OE numbers</b> 1J1422062HX 1J1422062LX 1J1422070X 1J1422062E 1J1422105 1J1422063C 1J1422061SX 1J1422062EX 1J1422327	Steering type Steering rack Length (mm) 1300 Operating mode hydraulic tie rod entry diameter 17,6 tie rod entry teeth number 22 tie rod entrance height 67,7 tie end lenght [mm] 340 Steering side Left-hand drive vehicle
<b>13595</b> 	<b>OE numbers</b> 1J1422055F 1J1422062HX 1J1422062LX 1J1422070X 1J1422062E 1J1422327 1J1422105DE 1J1422105 1J1422063C	tie rod entry diameter 18 tie rod entry teeth number 22 Feature = 13932 Steering type Steering rack Operating mode hydraulic tie end lenght [mm] 315 Steering side Left-hand drive vehicle connector type, piston rod entry rack	
	<b>14295</b> 	<b>OE numbers</b> 171419105B 171 419 063 B 171419063	Operating mode Manual Steering type Steering rack Remarks Central support
<b>CADDY I (14)</b>		<b>1982 - 1992</b>	
<b>13568</b> 	<b>OE numbers</b> 6N1422061A 6N1422061X 6N1422061B 6N1422061 6N1422051B 6M1422061A 6N1422061BX	Operating mode hydraulic Length (mm) 1175 Manufacturer TRW tie rod entrance height 65 screw measure M14x1,5 / M16x1,5 connector type, piston rod entry rack Steering side Left-hand drive vehicle tie end lenght [mm] 308	
	<b>13568</b> 	<b>OE numbers</b> 6N1422061A 6N1422061X 6N1422061B 6N1422061 6N1422051B 6M1422061A 6N1422061BX	Operating mode hydraulic Length (mm) 1175 Manufacturer TRW tie rod entrance height 65 screw measure M14x1,5 / M16x1,5 connector type, piston rod entry rack Steering side Left-hand drive vehicle tie end lenght [mm] 308

**VOLKSWAGEN**
**13621**

**OE numbers**

 6N1422061EX  
 6N1422061BX  
 6N1422061A  
 6N1422061E  
 6N1422061C  
 6N1422061CX  
 6N1419105  
 6N1422061  
 6N1422051

tie rod entry teeth number	18
tie rod entry diameter	17,7
Operating mode	hydraulic
Steering type	Steering rack
connector type, piston rod entry	rack
Steering side	Left-hand drive vehicle
tie end lenght [mm]	300
screw measure	M14x1,5 / M16x1,5

**13622**

**OE numbers**

 6N1422061  
 6N1422061A  
 6N1422061C  
 SN1422061EX  
 SN1422061BX  
 SN1422061C  
 SN1422061CX  
 SN1422061A  
 6K1422061AX

Length (mm)	1170
Manufacturer	TRW
tie rod entrance height	65
screw measure	M14x1,5 / M16x1,5
Steering side	Left-hand drive vehicle
connector type, piston rod entry	rack
Steering type	Steering rack
Operating mode	hydraulic

**CADDY III Furgón (2KA, 2KH, 2CA, 2CH)**
**2004 - 2010**
**131126**
**OE numbers**

 2K1 422 055F  
 2K1 422 055C

Steering type	Steering rack
Length (mm)	1265
Operating mode	hydraulic
tie rod entry diameter	17,3
screw measure	M18x1,5 / M16x1,5
tie rod entry teeth number	22
connector type, piston rod entry	rack
tie rod entrance height	44

**CORRADO (53I)**
**1988 - 1995**
**13561**

**OE numbers**

 191422061EX  
 191422061K  
 191 422 055B  
 191 422 055BX  
 191422055  
 191422055S  
 191422061M  
 191422061SX  
 191422061MX

Operating mode	hydraulic
Length (mm)	1230
connector type, piston rod entry	rack
Num. of grooves	36
tie end lenght [mm]	342
Steering side	Left-hand drive vehicle
tie rod entrance height	30
tie rod entry teeth number	36

**13562**

**OE numbers**

 1H1 422 061KX  
 6K1422061CX  
 6K1422061AX  
 6K1422061A  
 6K1 422 061C  
 357422061KX  
 357 422 061JX  
 1K1422061  
 1H1422061C

Remarks	with support
Num. of grooves	22
tie rod entry teeth number	22
tie rod entrance height	27,5
tie rod entry diameter	17,6
screw measure	M16x1,5 / M18x1,5
Steering type	Steering rack
Manufacturer	TRW

**VOLKSWAGEN**
**13563**

**OE numbers**

 6K1 422 061C  
 1H1422055  
 1H1422061A  
 1H1422061K  
 1K1422061  
 357 422 061JX  
 6K1422061CX  
 1H1 422 061X  
 357422061KX

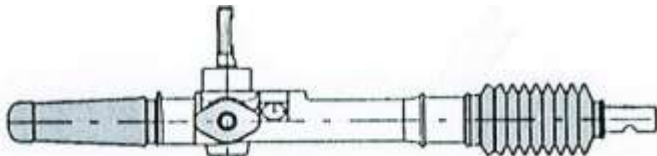
Operating mode	hydraulic
Length (mm)	1225
Manufacturer	ZF
connector type, piston rod entry	rack
Steering side	Left-hand drive vehicle
tie rod entrance height	32
Steering type	Steering rack
screw measure	M16x1,5 / M18x1,5

**CRAFTER 30-50 Furgón (2E\_)**
**2006 - 2011**
**13979**

**OE numbers**

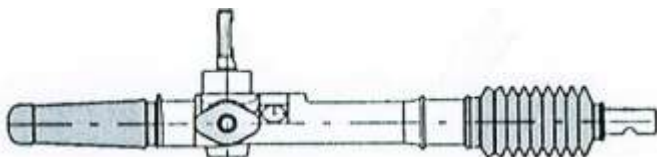
 A906 460 0400  
 A906 460 0200  
 906460040080  
 2E1419061X  
 2E1422055B  
 2E1422055BX  
 9064600200  
 906460020080  
 9064600400

Steering side	Left-hand drive vehicle
connector type, piston rod entry	rack
tie rod entrance height	58
tie rod entry teeth number	54
Feature	pipes by pressure
tie rod entry diameter	17,5
Operating mode	hydraulic
Steering type	Steering rack

**DERBY (86)**
**1977 - 1981**
**14296**

**OE numbers**

 861419063C  
 867419105  
 867419065

Steering type	Steering rack
Operating mode	Manual
tie rod entry diameter	14,8
tie rod entrance height	58,1
Length (mm)	580
connector type, piston rod entry	rack
tie rod entry teeth number	49

**DERBY (86C, 80)**
**1981 - 1984**
**14296**

**OE numbers**

 861419063C  
 867419105  
 867419065

Steering type	Steering rack
Operating mode	Manual
tie rod entry diameter	14,8
tie rod entrance height	58,1
Length (mm)	580
connector type, piston rod entry	rack
tie rod entry teeth number	49

**GOLF I (17)**
**1974 - 1984**
**13569**

**OE numbers**

 172422061  
 175 422 061A/B  
 175422061A  
 175422061B  
 175422055C

Remarks	Central support
tie rod entrance height	26,3
tie rod entry diameter	18,3
Feature	pipes by pressure
Steering type	Steering rack
Steering side	Left-hand drive vehicle
connector type, piston rod entry	rack
Num. of grooves	36

**VOLKSWAGEN**
**14295**

**OE numbers**

 171419105B  
 171 419 063 B  
 171419063

Operating mode	Manual
Steering type	Steering rack
Remarks	Central support

**GOLF II (19E, 1G1)**
**1983 - 1992**
**13561**

**OE numbers**

 191422061EX  
 191422061K  
 191 422 055B  
 191 422 055BX  
 191422055  
 191422055S  
 191422061M  
 191422061SX  
 191422061MX

Operating mode	hydraulic
Length (mm)	1230
connector type, piston rod entry	rack
Num. of grooves	36
tie end length [mm]	342
Steering side	Left-hand drive vehicle
tie rod entrance height	30
tie rod entry teeth number	36

**14281**

**OE numbers**

 191419063B  
 357419105  
 191419105  
 357419063  
 357419063A  
 171419063B

tie rod entrance height	56,6
Length (mm)	536
connector type, piston rod entry	rack
tie rod entry teeth number	40
Operating mode	Manual
tie rod entry diameter	17,4
Steering type	Steering rack

**GOLF III (1H1)**
**1991 - 1997**
**13610**

**OE numbers**

 3A1422061E  
 3A1422061EX  
 3A1422061BX  
 357422061F  
 3A1422061B  
 357422061FX  
 357422055F  
 1H1422055L  
 1H1422061AV

Steering side	Left-hand drive vehicle
tie end length [mm]	365
connector type, piston rod entry	rack
Manufacturer	TRW
Steering type	Steering rack
Operating mode	hydraulic
Length (mm)	1290
screw measure	M16x1,5 / M18x1,5

**13613**

**OE numbers**

 1H1422061CX  
 1H1422055L  
 1H1422061KX  
 1H1 422 061 DX  
 1H1422061K  
 1H1422061D  
 1H1422055D  
 3A1422055F  
 1H1422061AV

Manufacturer	ZF
Steering side	Left-hand drive vehicle
connector type, piston rod entry	rack
tie rod entrance height	84
Steering type	Steering rack
Operating mode	hydraulic
Length (mm)	1290
screw measure	M16x1,5 / M18x1,5

**VOLKSWAGEN**
**GOLF IV (1J1)**
**1997 - 2005**
**13595**

**OE numbers**

 1J1422055F  
 1J1422062HX  
 1J1422062LX  
 1J1422070X  
 1J1422062E  
 1J1422327  
 1J1422105DE  
 1J1422105  
 1J1422063C

tie rod entry diameter	18
tie rod entry teeth number	22
Feature	= 13932
Steering type	Steering rack
Operating mode	hydraulic
tie end length [mm]	315
Steering side	Left-hand drive vehicle
connector type, piston rod entry	rack

**13900**

**OE numbers**

 1J1422062HX  
 1J1422062LX  
 1J1422070X  
 1J1422062E  
 1J1422105  
 1J1422063C  
 1J1422061SX  
 1J1422062EX  
 1J1422327

Steering type	Steering rack
Length (mm)	1300
Operating mode	hydraulic
tie rod entry diameter	17,6
tie rod entry teeth number	22
tie rod entrance height	67,7
tie end length [mm]	340
Steering side	Left-hand drive vehicle

**13932**

**OE numbers**

 1J1422060K  
 1J1422062D  
 1J1422327  
 1J1422105DE  
 1J1422105  
 1J1422063C  
 1J1422063B  
 1J1422062EX  
 1J1422062E

tie rod entry diameter	17,3
tie rod entry teeth number	22
Feature	= 13595
Steering type	Steering rack
Operating mode	hydraulic
connector type, piston rod entry	rack
Steering side	Left-hand drive vehicle
tie rod entrance height	67,8

**GOLF PLUS (5M1, 521)**
**2005 - 2009**
**131074**

**OE numbers**

 1K1423055GX  
 1K1423055G  
 1K1423051DL  
 1K1423051DF  
 1K1423051BQ  
 1K1423051AA  
 1K1423051AJ  
 1K1423051AM  
 1K1423051EE

tie rod entrance height	60
Manufacturer	ZF
Operating mode	Electronic
tie rod entry diameter	18
casing type	plastic cover
tie rod entry teeth number	23
Steering type	Steering rack
Length (mm)	1270

**131086**

**OE numbers**

 1K1423051AE  
 1K1423051AG  
 1K1423051AN  
 1K1423055FX  
 1K1423055C  
 1K1423055E  
 1K1423055F  
 1K1423051CC  
 7805974131

Operating mode	electric
Remarks	1° GEN
Steering type	Steering rack



**VOLKSWAGEN**
**GOLF V (1K1)**
**2003 - 2009**
**131086**

**OE numbers**

 1K1423051AE  
 1K1423051AG  
 1K1423051AN  
 1K1423055FX  
 1K1423055C  
 1K1423055E  
 1K1423055F  
 1K1423051CC  
 7805974131

Operating mode	electric
Remarks	1° GEN
Steering type	Steering rack

**131074**

**OE numbers**

 1K1423055GX  
 1K1423055G  
 1K1423051DL  
 1K1423051DF  
 1K1423051BQ  
 1K1423051AA  
 1K1423051AJ  
 1K1423051AM  
 1K1423051EE

tie rod entrance height	60
Manufacturer	ZF
Operating mode	Electronic
tie rod entry diameter	18
casing type	plastic cover
tie rod entry teeth number	23
Steering type	Steering rack
Length (mm)	1270

**JETTA I (16)**
**1978 - 1984**
**13569**

**OE numbers**

 172422061  
 175 422 061A/B  
 175422061A  
 175422061B  
 175422055C

Remarks	Central support
tie rod entrance height	26,3
tie rod entry diameter	18,3
Feature	pipes by pressure
Steering type	Steering rack
Steering side	Left-hand drive vehicle
connector type, piston rod entry	rack
Num. of grooves	36

**14295**

**OE numbers**

 171419105B  
 171 419 063 B  
 171419063

Operating mode	Manual
Steering type	Steering rack
Remarks	Central support



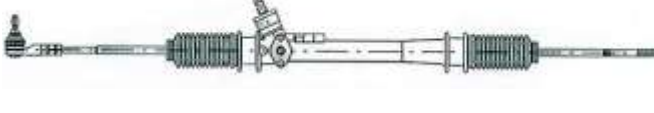
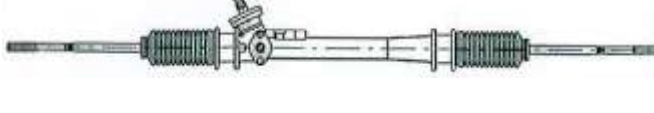


**JETTA II (19E, 1G2)**
**1984 - 1992**
**13561**

**OE numbers**

 191422061EX  
 191422061K  
 191 422 055B  
 191 422 055BX  
 191422055  
 191422055S  
 191422061M  
 191422061SX  
 191422061MX

Operating mode	hydraulic
Length (mm)	1230
connector type, piston rod entry	rack
Num. of grooves	36
tie end length [mm]	342
Steering side	Left-hand drive vehicle
tie rod entrance height	30
tie rod entry teeth number	36

**VOLKSWAGEN**

<b>13562</b> 	<b>OE numbers</b> 1H1 422 061KX 6K1422061CX 6K1422061AX 6K1422061A 6K1 422 061C 357422061KX 357 422 061JX 1K1422061 1H1422061C	<table border="0"> <tr> <td>Remarks</td> <td>with support</td> </tr> <tr> <td>Num. of grooves</td> <td>22</td> </tr> <tr> <td>tie rod entry teeth number</td> <td>22</td> </tr> <tr> <td>tie rod entrance height</td> <td>27,5</td> </tr> <tr> <td>tie rod entry diameter</td> <td>17,6</td> </tr> <tr> <td>screw measure</td> <td>M16x1,5 / M18x1,5</td> </tr> <tr> <td>Steering type</td> <td>Steering rack</td> </tr> <tr> <td>Manufacturer</td> <td>TRW</td> </tr> </table>	Remarks	with support	Num. of grooves	22	tie rod entry teeth number	22	tie rod entrance height	27,5	tie rod entry diameter	17,6	screw measure	M16x1,5 / M18x1,5	Steering type	Steering rack	Manufacturer	TRW
Remarks	with support																	
Num. of grooves	22																	
tie rod entry teeth number	22																	
tie rod entrance height	27,5																	
tie rod entry diameter	17,6																	
screw measure	M16x1,5 / M18x1,5																	
Steering type	Steering rack																	
Manufacturer	TRW																	
<b>13563</b> 	<b>OE numbers</b> 6K1 422 061C 1H1422055 1H1422061A 1H1422061K 1K1422061 357 422 061JX 6K1422061CX 1H1 422 061X 357422061KX	<table border="0"> <tr> <td>Operating mode</td> <td>hydraulic</td> </tr> <tr> <td>Length (mm)</td> <td>1225</td> </tr> <tr> <td>Manufacturer</td> <td>ZF</td> </tr> <tr> <td>connector type, piston rod entry</td> <td>rack</td> </tr> <tr> <td>Steering side</td> <td>Left-hand drive vehicle</td> </tr> <tr> <td>tie rod entrance height</td> <td>32</td> </tr> <tr> <td>Steering type</td> <td>Steering rack</td> </tr> <tr> <td>screw measure</td> <td>M16x1,5 / M18x1,5</td> </tr> </table>	Operating mode	hydraulic	Length (mm)	1225	Manufacturer	ZF	connector type, piston rod entry	rack	Steering side	Left-hand drive vehicle	tie rod entrance height	32	Steering type	Steering rack	screw measure	M16x1,5 / M18x1,5
Operating mode	hydraulic																	
Length (mm)	1225																	
Manufacturer	ZF																	
connector type, piston rod entry	rack																	
Steering side	Left-hand drive vehicle																	
tie rod entrance height	32																	
Steering type	Steering rack																	
screw measure	M16x1,5 / M18x1,5																	
<b>14281</b> 	<b>OE numbers</b> 191419063B 357419105 191419105 357419063 357419063A 171419063B	<table border="0"> <tr> <td>tie rod entrance height</td> <td>56,6</td> </tr> <tr> <td>Length (mm)</td> <td>536</td> </tr> <tr> <td>connector type, piston rod entry</td> <td>rack</td> </tr> <tr> <td>tie rod entry teeth number</td> <td>40</td> </tr> <tr> <td>Operating mode</td> <td>Manual</td> </tr> <tr> <td>tie rod entry diameter</td> <td>17,4</td> </tr> <tr> <td>Steering type</td> <td>Steering rack</td> </tr> </table>	tie rod entrance height	56,6	Length (mm)	536	connector type, piston rod entry	rack	tie rod entry teeth number	40	Operating mode	Manual	tie rod entry diameter	17,4	Steering type	Steering rack		
tie rod entrance height	56,6																	
Length (mm)	536																	
connector type, piston rod entry	rack																	
tie rod entry teeth number	40																	
Operating mode	Manual																	
tie rod entry diameter	17,4																	
Steering type	Steering rack																	
<b>14282</b> 	<b>OE numbers</b> 191 419 063 C 192 419 063 C 1914190636 357419105B 191 419 063 C 192 419 063 C 1914190636 357419105B	<table border="0"> <tr> <td>Steering type</td> <td>Steering rack</td> </tr> <tr> <td>Operating mode</td> <td>Manual</td> </tr> <tr> <td>Num. of grooves</td> <td>18</td> </tr> </table>	Steering type	Steering rack	Operating mode	Manual	Num. of grooves	18										
Steering type	Steering rack																	
Operating mode	Manual																	
Num. of grooves	18																	
<b>JETTA III (1K2) 2005 - 2010</b>																		
<b>131074</b> 	<b>OE numbers</b> 1K1423055GX 1K1423055G 1K1423051DL 1K1423051DF 1K1423051BQ 1K1423051AA 1K1423051AJ 1K1423051AM 1K1423051EE	<table border="0"> <tr> <td>tie rod entrance height</td> <td>60</td> </tr> <tr> <td>Manufacturer</td> <td>ZF</td> </tr> <tr> <td>Operating mode</td> <td>Electronic</td> </tr> <tr> <td>tie rod entry diameter</td> <td>18</td> </tr> <tr> <td>casing type</td> <td>plastic cover</td> </tr> <tr> <td>tie rod entry teeth number</td> <td>23</td> </tr> <tr> <td>Steering type</td> <td>Steering rack</td> </tr> <tr> <td>Length (mm)</td> <td>1270</td> </tr> </table>	tie rod entrance height	60	Manufacturer	ZF	Operating mode	Electronic	tie rod entry diameter	18	casing type	plastic cover	tie rod entry teeth number	23	Steering type	Steering rack	Length (mm)	1270
tie rod entrance height	60																	
Manufacturer	ZF																	
Operating mode	Electronic																	
tie rod entry diameter	18																	
casing type	plastic cover																	
tie rod entry teeth number	23																	
Steering type	Steering rack																	
Length (mm)	1270																	
<b>131086</b> 	<b>OE numbers</b> 1K1423051AE 1K1423051AG 1K1423051AN 1K1423055FX 1K1423055C 1K1423055E 1K1423055F 1K1423051CC 7805974131	<table border="0"> <tr> <td>Operating mode</td> <td>electric</td> </tr> <tr> <td>Remarks</td> <td>1° GEN</td> </tr> <tr> <td>Steering type</td> <td>Steering rack</td> </tr> </table>	Operating mode	electric	Remarks	1° GEN	Steering type	Steering rack										
Operating mode	electric																	
Remarks	1° GEN																	
Steering type	Steering rack																	

**VOLKSWAGEN**
**13772**

**OE numbers**

 4B1422052NX  
 8E1422066T  
 8E1422066T/F  
 4B1 422 065 L  
 4B1 422 065 S  
 4B1 422 066 F  
 4B1 422 052  
 4B1 422 052 N  
 4B1 422 052 X

screw measure	M14x1,5 / M16x1,5
connector type, piston rod entry	without teeth
Steering side	Left-hand drive vehicle
Length (mm)	1035
tie rod entrance height	52,7
Manufacturer	KOYO / SMI
tie rod entry diameter	19
Operating mode	hydraulic

**LT 28-46 II Furgón (2DX0AE)**
**1996 - 2006**
**13750**

**OE numbers**

 9014600800  
 9014602700  
 901 460 08 00  
 901 460 08 00/80  
 901 460 32 00  
 9014610401  
 9014611401  
 2D1422005C  
 A901460430080

screw measure	M14x1,5 / M16x1,5
Steering type	Steering rack
Operating mode	hydraulic
Length (mm)	1470
tie rod entry diameter	17,5
tie end length [mm]	385
connector type, piston rod entry	rack
Steering side	Left-hand drive vehicle

**LUPO (6X1, 6E1)**
**1998 - 2005**
**13622**

**OE numbers**

 6N1422061  
 6N1422061A  
 6N1422061C  
 SN1422061EX  
 SN1422061BX  
 SN1422061C  
 SN1422061CX  
 SN1422061A  
 6K1422061AX

Length (mm)	1170
Manufacturer	TRW
tie rod entrance height	65
screw measure	M14x1,5 / M16x1,5
Steering side	Left-hand drive vehicle
connector type, piston rod entry	rack
Steering type	Steering rack
Operating mode	hydraulic

**13596**

**OE numbers**

 8Z1423055050  
 6N1422061  
 601423055E  
 6N1422055  
 6N1422062  
 6N1422061E

Length (mm)	1180
screw measure	M14x1,5 / M16x1,5
tie rod entrance height	64
Manufacturer	TRW
connector type, piston rod entry	rack
Remarks	without sensor
Steering side	Left-hand drive vehicle
tie end length [mm]	300

**13596SH**

**OE numbers**

 6Q1423055Q  
 6Q1423061N  
 6Q1423061NX  
 6Q1423061S  
 6Q1423055AA  
 6Q2423061KX  
 6Q2423061L  
 6Q2423061HX

tie rod entry diameter	17,4
Additional Information	with sensor
tie rod entry teeth number	22
Equipment	with servotronic
Steering type	Steering rack
Operating mode	hydraulic
tie end length [mm]	300
Steering side	Left-hand drive vehicle

**VOLKSWAGEN**
**13596SV**

**OE numbers**

 6Q1423061D  
 6Q1423061E  
 6Q1423061G  
 6Q1423061MX  
 8Z1423052C  
 6Q1423061M  
 6Q1422061  
 6Q1423055G  
 6Q1423061B

Length (mm)	1180
screw measure	M14x1,5 / M16x1,5
Manufacturer	TRW (sensor valeo)
tie rod entrance height	64
Steering side	Left-hand drive vehicle
connector type, piston rod entry	without teeth
tie end length [mm]	300
Operating mode	hydraulic

**13597**

**OE numbers**

 6Q1423061KX  
 6Q1423055E  
 6Q1423061H  
 6Q1423055N  
 6Q1423055M  
 6Q1423062G  
 6Q1423062C  
 6Q1423062  
 6Q1423062BX

tie rod entry diameter	17,4
Additional Information	with sensor
Remarks	round sensor
Steering type	Steering rack
Operating mode	hydraulic
tie rod entry teeth number	32
Steering side	Left-hand drive vehicle
connector type, piston rod entry	rack

**13620**

**OE numbers**

 6N1422061C  
 6N1422061A  
 6N1422061  
 6N1422051  
 6N1422061E

Length (mm)	1145
Manufacturer	TRW
tie rod entrance height	65
screw measure	M14x1,5 / M16x1,5
Steering side	Left-hand drive vehicle
connector type, piston rod entry	rack
Steering type	Steering rack
Operating mode	hydraulic

**13621**

**OE numbers**

 6N1422061EX  
 6N1422061BX  
 6N1422061A  
 6N1422061E  
 6N1422061C  
 6N1422061CX  
 6N1419105  
 6N1422061  
 6N1422051

tie rod entry teeth number	18
tie rod entry diameter	17,7
Operating mode	hydraulic
Steering type	Steering rack
connector type, piston rod entry	rack
Steering side	Left-hand drive vehicle
tie end length [mm]	300
screw measure	M14x1,5 / M16x1,5

**NEW BEETLE (9C1, 1C1)**
**1998 - 2004**
**13932**

**OE numbers**

 1J1422060K  
 1J1422062D  
 1J1422327  
 1J1422105DE  
 1J1422105  
 1J1422063C  
 1J1422063B  
 1J1422062EX  
 1J1422062E

tie rod entry diameter	17,3
tie rod entry teeth number	22
Feature	= 13595
Steering type	Steering rack
Operating mode	hydraulic
connector type, piston rod entry	rack
Steering side	Left-hand drive vehicle
tie rod entrance height	67,8

**13900**

**OE numbers**

 1J1422062HX  
 1J1422062LX  
 1J1422070X  
 1J1422062E  
 1J1422105  
 1J1422063C  
 1J1422061SX  
 1J1422062EX  
 1J1422327

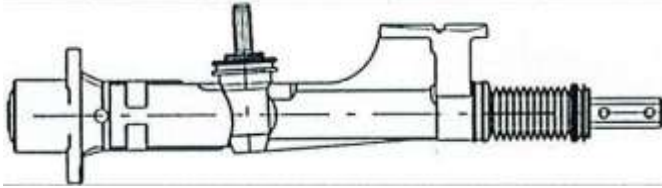
Steering type	Steering rack
Length (mm)	1300
Operating mode	hydraulic
tie rod entry diameter	17,6
tie rod entry teeth number	22
tie rod entrance height	67,7
tie end length [mm]	340
Steering side	Left-hand drive vehicle

**VOLKSWAGEN**
**13595**

**OE numbers**

 1J1422055F  
 1J1422062HX  
 1J1422062LX  
 1J1422070X  
 1J1422062E  
 1J1422327  
 1J1422105DE  
 1J1422105  
 1J1422063C

tie rod entry diameter	18
tie rod entry teeth number	22
Feature	= 13932
Steering type	Steering rack
Operating mode	hydraulic
tie end lenght [mm]	315
Steering side	Left-hand drive vehicle
connector type, piston rod entry	rack

**PASSAT (32)**
**1973 - 1980**
**14194**

**OE numbers**

 893419105  
 893419063E

Steering type	Steering rack
Operating mode	Manual
tie rod entry diameter	16,2
Length (mm)	565
connector type, piston rod entry	rack
tie rod entry teeth number	48
tie rod entrance height	45,8

**PASSAT (32B)**
**1980 - 1988**
**13560**

**OE numbers**

 893422065  
 811422065A  
 811422065  
 811422065C  
 811422065D  
 811422065E  
 811422065F  
 893422065D  
 893422065G

Feature	No = 13412
tie rod entry diameter	17,2
Steering type	Steering rack
screw measure	M14x1,5 / M14x1,5
Length (mm)	535
tie rod entrance height	46
tie rod entry teeth number	44
Steering side	Left-hand drive vehicle

**PASSAT (3A2, 35I)**
**1988 - 1996**
**13564**

**OE numbers**

 357422061JX  
 357422061J  
 1H1422055A  
 357422055  
 357422065  
 357422061C  
 357 422 061JX  
 357 422 061J  
 1H1422061F

tie rod entry diameter	18,4
screw measure	M16x1,5 / M18x1,5
Steering type	Steering rack
Steering side	Left-hand drive vehicle
tie rod entrance height	30
connector type, piston rod entry	rack
Num. of grooves	36
tie end lenght [mm]	358

**13566**

**OE numbers**

 3A1 422 061BX  
 357422055K  
 357422061Q  
 357422051F  
 3A1422055  
 357422051E  
 357422051D  
 357422055F  
 3A1422051

tie rod entrance height	28,5
Num. of grooves	22
tie rod entry teeth number	22
tie rod entry diameter	17,6
Steering type	Steering rack
Length (mm)	1275
Steering side	Left-hand drive vehicle
connector type, piston rod entry	rack

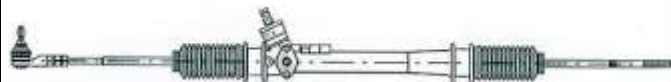


**VOLKSWAGEN**
**13616**

**OE numbers**

 357422061C  
 357422061  
 357422055C  
 357422051B

Manufacturer	ZF
Length (mm)	1260
Steering side	Left-hand drive vehicle
tie rod entrance height	31
Num. of grooves	36
connector type, piston rod entry	rack
tie rod entry teeth number	36
tie end length [mm]	360

**14281**

**OE numbers**

 191419063B  
 357419105  
 191419105  
 357419063  
 357419063A  
 171419063B

tie rod entrance height	56,6
Length (mm)	536
connector type, piston rod entry	rack
tie rod entry teeth number	40
Operating mode	Manual
tie rod entry diameter	17,4
Steering type	Steering rack

**PASSAT (3B2)**
**1996 - 2000**
**13433**

**OE numbers**

 8D1422077P  
 8D1422052A  
 8D1422065  
 8D1422052H  
 8D1422052D  
 8D1422069H  
 8D1422052C  
 8D1422071K  
 4B1 422 052 FX

Steering type	Steering rack
screw measure	M14x1,5/M16x1,5
Operating mode	hydraulic
Manufacturer	ZF
tie rod entry diameter	19
Steering side	Left-hand drive vehicle
connector type, piston rod entry	without teeth
tie end length [mm]	130

**13434**

**OE numbers**

 8D1422069A  
 8D1422065S  
 8D1422066D  
 8DA1422074A  
 8D1422066F  
 8D1422069  
 8D1422065R  
 8D1422069C  
 8D1422069F

Length (mm)	1025
tie rod entrance height	36,5
tie end length [mm]	130
connector type, piston rod entry	without teeth
Steering side	Left-hand drive vehicle
Feature	= 13916
tie rod entry diameter	19
Manufacturer	ZF

**13413**

**OE numbers**

 00278523  
 8D1422053  
 8D1422052D  
 8D1422052E  
 8D1422052MX  
 8D1422052N  
 8D1422052P  
 8D1422065J  
 8D1422065R

screw measure	M14x1,5/M16x1,5
Steering type	Steering rack
Operating mode	hydraulic
tie rod entry diameter	19
Steering side	Left-hand drive vehicle
connector type, piston rod entry	without teeth
tie end length [mm]	130
Manufacturer	KOYO

**13916**

**OE numbers**

 8D1422069  
 8D1422052PX  
 8D1422065R  
 8D1422065S  
 8D1422066D  
 8D1422066F  
 8D1422069A  
 8D1422069C  
 8D1422069G

Steering type	Steering rack
Operating mode	hydraulic
tie rod entry diameter	19
Feature	= 13434
connector type, piston rod entry	without teeth
Steering side	Left-hand drive vehicle
tie rod entrance height	38
Length (mm)	1025



**VOLKSWAGEN**
**PASSAT (3B3)**
**2000 - 2005**
**13770**

**OE numbers**

 8E1 422 052 QX  
 8E1422065DX  
 8D1422052LX  
 8E1 422 052 X  
 8E1 422 052 FX  
 8E1422065D  
 8E1 422 052 AX  
 8D1422052L  
 8E1 422 052 PX

Steering type	Steering rack
Operating mode	hydraulic
tie rod entry diameter	19
Steering side	Left-hand drive vehicle
tie rod entrance height	40
connector type, piston rod entry	without teeth
Length (mm)	1030
Manufacturer	ZF

**13770S**

**OE numbers**

 8A1422065AY  
 8E1422066Q  
 8E1422071G  
 8E1422052SX  
 8E1422053GX  
 8E1422065L  
 8E1422053G  
 8E1422052D  
 8E1422052H

Manufacturer	ZF
Length (mm)	1030
connector type, piston rod entry	without teeth
tie rod entrance height	40
Steering side	Left-hand drive vehicle
tie rod entry diameter	19
Equipment	with servotronic
Operating mode	hydraulic

**13772**

**OE numbers**

 4B1422052NX  
 8E1422066T  
 8E1422066T/F  
 4B1 422 065 L  
 4B1 422 065 S  
 4B1 422 066 F  
 4B1 422 052  
 4B1 422 052 N  
 4B1 422 052 X

screw measure	M14x1,5 / M16x1,5
connector type, piston rod entry	without teeth
Steering side	Left-hand drive vehicle
Length (mm)	1035
tie rod entrance height	52,7
Manufacturer	KOYO / SMI
tie rod entry diameter	19
Operating mode	hydraulic

**POLO (6N1)**
**1994 - 1999**
**13568**

**OE numbers**

 6N1422061A  
 6N1422061X  
 6N1422061B  
 6N1422061  
 6N1422051B  
 6M1422061A  
 6N1422061BX

Operating mode	hydraulic
Length (mm)	1175
Manufacturer	TRW
tie rod entrance height	65
screw measure	M14x1,5 / M16x1,5
connector type, piston rod entry	rack
Steering side	Left-hand drive vehicle
tie end lenght [mm]	308

**13621**

**OE numbers**

 6N1422061EX  
 6N1422061BX  
 6N1422061A  
 6N1422061E  
 6N1422061C  
 6N1422061CX  
 6N1419105  
 6N1422061  
 6N1422051

tie rod entry teeth number	18
tie rod entry diameter	17,7
Operating mode	hydraulic
Steering type	Steering rack
connector type, piston rod entry	rack
Steering side	Left-hand drive vehicle
tie end lenght [mm]	300
screw measure	M14x1,5 / M16x1,5

**VOLKSWAGEN**

<b>13622</b> 	<b>OE numbers</b> 6N1422061 6N1422061A 6N1422061C SN1422061EX SN1422061BX SN1422061C SN1422061CX SN1422061A 6K1422061AX	Length (mm) 1170 Manufacturer TRW tie rod entrance height 65 screw measure M14x1,5 / M16x1,5 Steering side Left-hand drive vehicle connector type, piston rod entry rack Steering type Steering rack Operating mode hydraulic
<b>14297</b> 	<b>OE numbers</b> 6N1419063 6N1419105	screw passing, tie end M12 connector type, piston rod entry rack Length (mm) 572 tie rod entrance height 143 Operating mode Manual Steering type Steering rack tie rod entry diameter 17,5 tie rod entry teeth number 18
<b>POLO (6N2)</b>		<b>1999 - 2001</b>
<b>13614</b> 	<b>OE numbers</b> 6N1422061E 6N1422061A 6N1422062CX 6N1419105 6K1422061AX 6N1422061C 6N1422061EX 6N1422061CX 6N1422061	tie rod entry diameter 18 tie rod entry teeth number 22 tie end lenght [mm] 285 Operating mode hydraulic Steering type Steering rack screw measure M14x1,5 / M16x1,5 tie rod entrance height 62,5 Manufacturer TRW
<b>14297</b> 	<b>OE numbers</b> 6N1419063 6N1419105	screw passing, tie end M12 connector type, piston rod entry rack Length (mm) 572 tie rod entrance height 143 Operating mode Manual Steering type Steering rack tie rod entry diameter 17,5 tie rod entry teeth number 18
<b>13622</b> 	<b>OE numbers</b> 6N1422061 6N1422061A 6N1422061C SN1422061EX SN1422061BX SN1422061C SN1422061CX SN1422061A 6K1422061AX	Length (mm) 1170 Manufacturer TRW tie rod entrance height 65 screw measure M14x1,5 / M16x1,5 Steering side Left-hand drive vehicle connector type, piston rod entry rack Steering type Steering rack Operating mode hydraulic
<b>13621</b> 	<b>OE numbers</b> 6N1422061EX 6N1422061BX 6N1422061A 6N1422061E 6N1422061C 6N1422061CX 6N1419105 6N1422061 6N1422051	tie rod entry teeth number 18 tie rod entry diameter 17,7 Operating mode hydraulic Steering type Steering rack connector type, piston rod entry rack Steering side Left-hand drive vehicle tie end lenght [mm] 300 screw measure M14x1,5 / M16x1,5

**VOLKSWAGEN**

POLO (86)		1975 - 1981	
<b>14296</b>	<b>OE numbers</b> 861419063C 867419105 867419065	Steering type Operating mode tie rod entry diameter tie rod entrance height Length (mm) connector type, piston rod entry tie rod entry teeth number	Steering rack Manual 14,8 58,1 580 rack 49
POLO (86C, 80)		1981 - 1994	
<b>14296</b>	<b>OE numbers</b> 861419063C 867419105 867419065	Steering type Operating mode tie rod entry diameter tie rod entrance height Length (mm) connector type, piston rod entry tie rod entry teeth number	Steering rack Manual 14,8 58,1 580 rack 49
POLO (9N_)		2001 - 2009	
<b>13622</b>	<b>OE numbers</b> 6N1422061 6N1422061A 6N1422061C SN1422061EX SN1422061BX SN1422061C SN1422061CX SN1422061A 6K1422061AX	Length (mm) Manufacturer tie rod entrance height screw measure Steering side connector type, piston rod entry Steering type Operating mode	1170 TRW 65 M14x1,5 / M16x1,5 Left-hand drive vehicle rack Steering rack hydraulic
<b>13596</b>	<b>OE numbers</b> 8Z1423055050 6N1422061 601423055E 6N1422055 6N1422062 6N1422061E	Length (mm) screw measure tie rod entrance height Manufacturer connector type, piston rod entry Remarks Steering side tie end lenght [mm]	1180 M14x1,5 / M16x1,5 64 TRW rack without sensor Left-hand drive vehicle 300
<b>13596SH</b>	<b>OE numbers</b> 6Q1423055Q 6Q1423061N 6Q1423061NX 6Q1423061S 6Q1423055AA 6Q2423061KX 6Q2423061L 6Q2423061HX	tie rod entry diameter Additional Information tie rod entry teeth number Equipment Steering type Operating mode tie end lenght [mm] Steering side	17,4 with sensor 22 with servotronic Steering rack hydraulic 300 Left-hand drive vehicle

**VOLKSWAGEN**
**13596SV**

**OE numbers**

 6Q1423061D  
 6Q1423061E  
 6Q1423061G  
 6Q1423061MX  
 8Z1423052C  
 6Q1423061M  
 6Q1422061  
 6Q1423055G  
 6Q1423061B

Length (mm)	1180
screw measure	M14x1,5 / M16x1,5
Manufacturer	TRW (sensor valeo)
tie rod entrance height	64
Steering side	Left-hand drive vehicle
connector type, piston rod entry	without teeth
tie end lenght [mm]	300
Operating mode	hydraulic

**13597**

**OE numbers**

 6Q1423061KX  
 6Q1423055E  
 6Q1423061H  
 6Q1423055N  
 6Q1423055M  
 6Q1423062G  
 6Q1423062C  
 6Q1423062  
 6Q1423062BX

tie rod entry diameter	17,4
Additional Information	with sensor
Remarks	round sensor
Steering type	Steering rack
Operating mode	hydraulic
tie rod entry teeth number	32
Steering side	Left-hand drive vehicle
connector type, piston rod entry	rack

**13620**

**OE numbers**

 6N1422061C  
 6N1422061A  
 6N1422061  
 6N1422051  
 6N1422061E

Length (mm)	1145
Manufacturer	TRW
tie rod entrance height	65
screw measure	M14x1,5 / M16x1,5
Steering side	Left-hand drive vehicle
connector type, piston rod entry	rack
Steering type	Steering rack
Operating mode	hydraulic

**13621**

**OE numbers**

 6N1422061EX  
 6N1422061BX  
 6N1422061A  
 6N1422061E  
 6N1422061C  
 6N1422061CX  
 6N1419105  
 6N1422061  
 6N1422051

tie rod entry teeth number	18
tie rod entry diameter	17,7
Operating mode	hydraulic
Steering type	Steering rack
connector type, piston rod entry	rack
Steering side	Left-hand drive vehicle
tie end lenght [mm]	300
screw measure	M14x1,5 / M16x1,5

**SANTANA (32B)**
**1981 - 1985**
**13560**

**OE numbers**

 893422065  
 811422065A  
 811422065  
 811422065C  
 811422065D  
 811422065E  
 811422065F  
 893422065D  
 893422065G

Feature	No = 13412
tie rod entry diameter	17,2
Steering type	Steering rack
screw measure	M14x1,5 / M14x1,5
Length (mm)	535
tie rod entrance height	46
tie rod entry teeth number	44
Steering side	Left-hand drive vehicle

**VOLKSWAGEN**
**SCIROCCO (53)**
**1979 - 1980**
**14295**

**OE numbers**

 171419105B  
 171 419 063 B  
 171419063

Operating mode

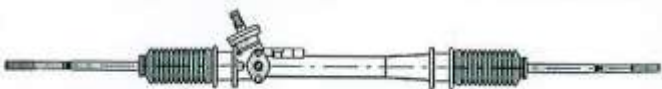
Manual

Steering type

Steering rack

Remarks

Central support

**SCIROCCO (53B)**
**1980 - 1990**
**14282**

**OE numbers**

 191 419 063 C  
 192 419 063 C  
 1914190636  
 357419105B  
 191 419 063 C  
 192 419 063 C  
 1914190636  
 357419105B

Steering type

Steering rack

Operating mode

Manual

Num. of grooves

18

**13569**

**OE numbers**

 172422061  
 175 422 061A/B  
 175422061A  
 175422061B  
 175422055C

Remarks

Central support

tie rod entrance height

26,3

tie rod entry diameter

18,3

Feature

pipes by pressure

Steering type

Steering rack

Steering side

Left-hand drive vehicle

connector type, piston rod entry

rack

Num. of grooves

36

**14281**

**OE numbers**

 191419063B  
 357419105  
 191419105  
 357419063  
 357419063A  
 171419063B

tie rod entrance height

56,6

Length (mm)

536

connector type, piston rod entry

rack

tie rod entry teeth number

40

Operating mode

Manual

tie rod entry diameter

17,4

Steering type

Steering rack

**14295**

**OE numbers**

 171419105B  
 171 419 063 B  
 171419063

Operating mode

Manual

Steering type

Steering rack

Remarks

Central support



**VOLKSWAGEN**
**SHARAN (7M8, 7M9, 7M6)**
**1995 - 2010**
**13908**


**OE numbers**  
 95VW3A674AA  
 7F1422055K  
 95VW3503AL  
 95VW-3503-AK  
 7M1422061DX  
 7M1422061D  
 7M01451575  
 R95VW-3503-AK  
 7295019

Steering type	Steering rack
screw measure	M16x1,5 / M18x1,5
Operating mode	hydraulic
connector type, piston rod entry	conical
tie rod entry diameter	18,5
Steering side	Left-hand drive vehicle
Feature	Cone-shaped Pinion
Manufacturer	TRW

**13912**


**OE numbers**  
 YM213503AD  
 YM213503AE  
 RMJM2J3503AB  
 1353236  
 YM213503AA  
 YM213503AB  
 YM213503AC  
 1222009  
 1232729

Feature	Flat pinion
Steering side	Left-hand drive vehicle
connector type, piston rod entry	without teeth
tie rod entrance height	72
Length (mm)	1035
Manufacturer	TRW
tie rod entry diameter	18,5
Operating mode	hydraulic

**TARO**
**1989 - 1997**
**13733**


**OE numbers**  
 4425060022  
 10101056  
 4420060022  
 4425060020  
 4425060021

Length (mm)	955
Remarks	Female thread axial joint
tie rod entrance height	44,1
connector type, piston rod entry	rack
tie rod entry teeth number	36
Steering side	Left-hand drive vehicle
tie rod entry diameter	17,4
screw measure	M16x1,5 / M17x1,5

**TOUAREG (7LA, 7L6, 7L7)**
**2002 - 2010**
**13995**


**OE numbers**  
 7L6 422 063 BX  
 7L6 422 063 B  
 7L6 422 062 SX  
 7L6 422 062 S  
 7L6 422 062 AX  
 7L6 422 062 A  
 7L6 422 061 MX  
 7L6 422 061 M  
 7852993468

Manufacturer	ZF
Steering side	Left-hand drive vehicle
Feature	pipes by pressure
Equipment	with servotronic
Operating mode	hydraulic
Steering type	Steering rack

**TOURAN (1T1, 1T2)**
**2005 - 2010**
**13979**


**OE numbers**  
 A906 460 0400  
 A906 460 0200  
 906460040080  
 2E1419061X  
 2E1422055B  
 2E1422055BX  
 9064600200  
 906460020080  
 9064600400

Steering side	Left-hand drive vehicle
connector type, piston rod entry	rack
tie rod entrance height	58
tie rod entry teeth number	54
Feature	pipes by pressure
tie rod entry diameter	17,5
Operating mode	hydraulic
Steering type	Steering rack



**VOLKSWAGEN**
**131086**

**OE numbers**

 1K1423051AE  
 1K1423051AG  
 1K1423051AN  
 1K1423055FX  
 1K1423055C  
 1K1423055E  
 1K1423055F  
 1K1423051CC  
 7805974131

Operating mode	electric
Remarks	1° GEN
Steering type	Steering rack

**131074**

**OE numbers**

 1K1423055GX  
 1K1423055G  
 1K1423051DL  
 1K1423051DF  
 1K1423051BQ  
 1K1423051AA  
 1K1423051AJ  
 1K1423051AM  
 1K1423051EE

tie rod entrance height	60
Manufacturer	ZF
Operating mode	Electronic
tie rod entry diameter	18
casing type	plastic cover
tie rod entry teeth number	23
Steering type	Steering rack
Length (mm)	1270

**TOURAN (1T3)**
**2010 -**
**131074**

**OE numbers**

 1K1423055GX  
 1K1423055G  
 1K1423051DL  
 1K1423051DF  
 1K1423051BQ  
 1K1423051AA  
 1K1423051AJ  
 1K1423051AM  
 1K1423051EE

tie rod entrance height	60
Manufacturer	ZF
Operating mode	Electronic
tie rod entry diameter	18
casing type	plastic cover
tie rod entry teeth number	23
Steering type	Steering rack
Length (mm)	1270

**131086**

**OE numbers**

 1K1423051AE  
 1K1423051AG  
 1K1423051AN  
 1K1423055FX  
 1K1423055C  
 1K1423055E  
 1K1423055F  
 1K1423051CC  
 7805974131

Operating mode	electric
Remarks	1° GEN
Steering type	Steering rack

**TRANSPORTER IV Furgón (70XA)**
**1990 - 2003**
**13565**

**OE numbers**

 7D1422055A  
 701422061JX  
 7D1422061AX  
 7D1422061A  
 7D1422061  
 7D1422061B  
 7D1422055B  
 7D1422061BX  
 701422061J

Length (mm)	1270
Operating mode	hydraulic
Manufacturer	ZF
tie rod entrance height	46,3
tie rod entry teeth number	42
connector type, piston rod entry	rack
Steering side	Left-hand drive vehicle
Steering type	Steering rack

**VOLKSWAGEN**
**13619**

**OE numbers**

 701422061EX  
 7D1 422 055 B  
 701422061E  
 701422055  
 7D1 422 061 AX  
 701 422 061B  
 7D1 422 055 C  
 7D1 422 061 A  
 701422061BV

Feature	pipes by pressure
tie end lenght [mm]	290
Feature	Silent block ø8mm
Operating mode	hydraulic
Steering type	Steering rack
Steering side	Left-hand drive vehicle
Remarks	Carcase with Support
Manufacturer	ZF

**TRANSPORTER V Furgón (7HA, 7HH, 7EA, 7EH)**
**2003 - 2009**
**13992**

**OE numbers**

 7E1 422 061 FX  
 7E1 422 061 F  
 7E1 422 061 DX  
 7E1 422 061 D  
 7E1 422 061 CX  
 7E1 422 061 C  
 7H1 422 061 JX  
 7H1 422 061 H  
 7H1 422 061 G

Manufacturer	ZF
Length (mm)	1155
Steering side	Left-hand drive vehicle
tie rod entrance height	80
connector type, piston rod entry	without teeth
Feature	pipes by pressure
tie end lenght [mm]	170
tie rod entry diameter	19

**VENTO (1H2)**
**1991 - 1998**
**13610**

**OE numbers**

 3A1422061E  
 3A1422061EX  
 3A1422061BX  
 357422061F  
 3A1422061B  
 357422061FX  
 357422055F  
 1H1422055L  
 1H1422061AV

Steering side	Left-hand drive vehicle
tie end lenght [mm]	365
connector type, piston rod entry	rack
Manufacturer	TRW
Steering type	Steering rack
Operating mode	hydraulic
Length (mm)	1290
screw measure	M16x1,5 / M18x1,5

**13613**

**OE numbers**

 1H1422061CX  
 1H1422055L  
 1H1422061KX  
 1H1 422 061 DX  
 1H1422061K  
 1H1422061D  
 1H1422055D  
 3A1422055F  
 1H1422061AV

Manufacturer	ZF
Steering side	Left-hand drive vehicle
connector type, piston rod entry	rack
tie rod entrance height	84
Steering type	Steering rack
Operating mode	hydraulic
Length (mm)	1290
screw measure	M16x1,5 / M18x1,5

**13563**

**OE numbers**

 6K1 422 061C  
 1H1422055  
 1H1422061A  
 1H1422061K  
 1K1422061  
 357 422 061JX  
 6K1422061CX  
 1H1 422 061X  
 357422061KX

Operating mode	hydraulic
Length (mm)	1225
Manufacturer	ZF
connector type, piston rod entry	rack
Steering side	Left-hand drive vehicle
tie rod entrance height	32
Steering type	Steering rack
screw measure	M16x1,5 / M18x1,5

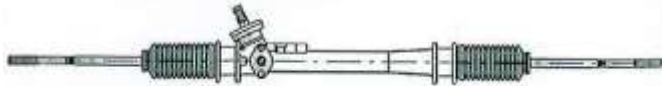
**VOLKSWAGEN**
**13562**

**OE numbers**

 1H1 422 061KX  
 6K1422061CX  
 6K1422061AX  
 6K1422061A  
 6K1 422 061C  
 357422061KX  
 357 422 061JX  
 1K1422061  
 1H1422061C

**Remarks**

	with support
Num. of grooves	22
tie rod entry teeth number	22
tie rod entrance height	27,5
tie rod entry diameter	17,6
screw measure	M16x1,5 / M18x1,5
Steering type	Steering rack
Manufacturer	TRW

**14282**

**OE numbers**

 191 419 063 C  
 192 419 063 C  
 1914190636  
 357419105B  
 191 419 063 C  
 192 419 063 C  
 1914190636  
 357419105B

**Steering type**

Steering type	Steering rack
Operating mode	Manual
Num. of grooves	18

**VOLKSWAGEN**
**240 (P242, P244)**
**1974 - 1993**
**13575**

**OE numbers**

 1359900  
 5003678  
 3413174  
 1329998  
 1329690  
 3516941

Operating mode	hydraulic
Length (mm)	1185
tie rod entry teeth number	48
tie rod entrance height	64
screw measure	M14x1,5 / M16x1,5
Steering side	Left-hand drive vehicle
connector type, piston rod entry	rack
Steering type	Steering rack

**260 (P262, P264)**
**1974 - 1982**
**13575**

**OE numbers**

 1359900  
 5003678  
 3413174  
 1329998  
 1329690  
 3516941

Operating mode	hydraulic
Length (mm)	1185
tie rod entry teeth number	48
tie rod entrance height	64
screw measure	M14x1,5 / M16x1,5
Steering side	Left-hand drive vehicle
connector type, piston rod entry	rack
Steering type	Steering rack

**440 K (445)**
**1988 - 1996**
**13572**

**OE numbers**

 3413174  
 3465183  
 3470365  
 9031601  
 3344583

Operating mode	hydraulic
Length (mm)	1205
screw measure	M14x1,5 / M16x1,5
connector type, piston rod entry	rack
Steering side	Left-hand drive vehicle
tie end length [mm]	300
tie rod entry teeth number	40
Steering type	Steering rack

**13576**

**OE numbers**

 9031603  
 3344583  
 3413174  
 3465183  
 3470365

Remarks	M16
screw measure	M16x1,5 / M16x1,5
Steering type	Steering rack
tie rod entry diameter	17
connector type, piston rod entry	rack
tie rod entry teeth number	40
Steering side	Left-hand drive vehicle
tie end length [mm]	300

**14310**
**OE numbers**

 480080  
 3465183  
 334458

Steering type	Steering rack
Operating mode	Manual
screw passing, tie end	14
Length (mm)	1162

**VOLVO**
**740 (744)**
**1983 - 1992**
**13570**

**OE numbers**

 1229642  
 5003908  
 50036821  
 1300136  
 1387500  
 1359340

Operating mode	hydraulic
Length (mm)	1240
Manufacturer	TRW
screw measure	M14x1,5 / M16x1,5
tie rod entrance height	63
connector type, piston rod entry	rack
Steering side	Left-hand drive vehicle
Steering type	Steering rack

**760 (704, 764)**
**1981 - 1992**
**13570**

**OE numbers**

 1229642  
 5003908  
 50036821  
 1300136  
 1387500  
 1359340

Operating mode	hydraulic
Length (mm)	1240
Manufacturer	TRW
screw measure	M14x1,5 / M16x1,5
tie rod entrance height	63
connector type, piston rod entry	rack
Steering side	Left-hand drive vehicle
Steering type	Steering rack

**780**
**1986 - 1990**
**13570**

**OE numbers**

 1229642  
 5003908  
 50036821  
 1300136  
 1387500  
 1359340

Operating mode	hydraulic
Length (mm)	1240
Manufacturer	TRW
screw measure	M14x1,5 / M16x1,5
tie rod entrance height	63
connector type, piston rod entry	rack
Steering side	Left-hand drive vehicle
Steering type	Steering rack

**850 (LS)**
**1993 - 1996**
**13573**

**OE numbers**

 8111173  
 9169211  
 9461275  
 6800275  
 9169210  
 9140421

tie end length [mm]	175
tie rod entry diameter	18,9
tie rod entry teeth number	23
Steering type	Steering rack
Remarks	Toothed pinion
Steering side	Left-hand drive vehicle
connector type, piston rod entry	rack
tie rod entrance height	78,3

**940 (944)**
**1990 - 1994**
**13570**

**OE numbers**

 1229642  
 5003908  
 50036821  
 1300136  
 1387500  
 1359340

Operating mode	hydraulic
Length (mm)	1240
Manufacturer	TRW
screw measure	M14x1,5 / M16x1,5
tie rod entrance height	63
connector type, piston rod entry	rack
Steering side	Left-hand drive vehicle
Steering type	Steering rack

**VOLVO**
**940 II (944)**
**1994 - 1998**
**13571**

**OE numbers**

 9127308  
 1359495  
 3516940  
 5003604  
 5003887

tie rod entry teeth number	23
tie rod entry diameter	19
tie end lenght [mm]	290
Steering type	Steering rack
Steering side	Left-hand drive vehicle
connector type, piston rod entry	rack
tie rod entrance height	62,5
screw measure	M14x1,5 / M16x1,5

**960 (964)**
**1990 - 1994**
**13570**

**OE numbers**

 1229642  
 5003908  
 50036821  
 1300136  
 1387500  
 1359340

Operating mode	hydraulic
Length (mm)	1240
Manufacturer	TRW
screw measure	M14x1,5 / M16x1,5
tie rod entrance height	63
connector type, piston rod entry	rack
Steering side	Left-hand drive vehicle
Steering type	Steering rack

**960 II (964)**
**1994 - 1996**
**13571**

**OE numbers**

 9127308  
 1359495  
 3516940  
 5003604  
 5003887

tie rod entry teeth number	23
tie rod entry diameter	19
tie end lenght [mm]	290
Steering type	Steering rack
Steering side	Left-hand drive vehicle
connector type, piston rod entry	rack
tie rod entrance height	62,5
screw measure	M14x1,5 / M16x1,5

**C70 I Coupe**
**1997 - 2002**
**131009**

**OE numbers**

 7952974835  
 8602415  
 30723807  
 8603482  
 36000011  
 36000014  
 36000020  
 8602750  
 8602830

Steering type	Steering rack
Length (mm)	1110
Operating mode	hydraulic
Manufacturer	ZF
Remarks	Flat pinion
Steering side	Left-hand drive vehicle
Feature	pipes by pressure

**131107**
**OE numbers**

 7952974835  
 8602415  
 36000122  
 8603482  
 8603544  
 8603485  
 8603476  
 36000126  
 36000124

Operating mode	hydraulic
Steering type	Steering rack
Length (mm)	1110
Steering side	Left-hand drive vehicle
Feature	Threaded connectors
screw measure	M14x1,5 / M16x1,5
Remarks	Flat pinion



**VOLVO**

<b>13573</b> 	<b>OE numbers</b> 8111173 9169211 9461275 6800275 9169210 9140421	tie end length [mm] 175 tie rod entry diameter 18,9 tie rod entry teeth number 23 Steering type Steering rack Remarks Toothed pinion Steering side Left-hand drive vehicle connector type, piston rod entry rack tie rod entrance height 78,3
<b>13579</b> 	<b>OE numbers</b> 8602415 8684268 36000014 36000011 P8638614 T00107488 9492861 9492853 9209982	tie rod entry diameter 18 screw measure M16x1,5 / M18x1,5 Steering type Steering rack Feature Flat pinion Manufacturer SMI connector type, piston rod entry without teeth Steering side Left-hand drive vehicle tie rod entrance height 45
<b>S40 I (VS)</b>		<b>1995 - 2003</b>
<b>131002</b> 	<b>OE numbers</b> MR911364 9031603 8602080 8601646 3465183 3413174 3344583 30638473 3470365	Length (mm) 1185 Steering type Steering rack Operating mode hydraulic screw passing, tie end M12 tie rod entrance height 39 Manufacturer SMI tie end length [mm] 300 Steering side Left-hand drive vehicle
<b>13929</b> 	<b>OE numbers</b> MR319627 MR911364	tie rod entrance height 21 Steering type Steering rack Operating mode hydraulic ø Inlet (mm) 16 tie rod entry diameter 16,4 screw measure M16x1,5 / M14x1,5 ø Outlet 14 connector type, piston rod entry rack
<b>13831</b> 	<b>OE numbers</b> MR911364 30638473 8601646 8602080 MR319627	Length (mm) 1175 Remarks = 13578 Steering side Left-hand drive vehicle connector type, piston rod entry without teeth tie rod entry diameter 18 tie rod entrance height 25 Steering type Steering rack Operating mode hydraulic
<b>131045</b> 	<b>OE numbers</b> 8251804 8602837 30644118 30644117 P30638473	Length (mm) 1210 Steering type Steering rack Operating mode hydraulic Manufacturer SMI screw passing, tie end 14 screw measure M16x1,5/M16x1,5 tie rod entry diameter 18 connector type, piston rod entry without teeth



**VOLVO**

<b>13579S</b> 	<b>OE numbers</b> 8251623 9492855 8601947 P30636284 9492859 3524290 9492863	Length (mm) 1090 Manufacturer ZF Operating mode hydraulic tie rod entrance height 45 Steering side Left-hand drive vehicle connector type, piston rod entry without teeth Feature Flat pinion Steering type Steering rack
<b>S70 (P80_)</b>		<b>1996 - 2000</b>
<b>131107</b>	<b>OE numbers</b> 7952974835 8602415 36000122 8603482 8603544 8603485 8603476 36000126 36000124	Operating mode hydraulic Steering type Steering rack Length (mm) 1110 Steering side Left-hand drive vehicle Feature Threaded connectors screw measure M14x1,5 / M16x1,5 Remarks Flat pinion
<b>13573</b> 	<b>OE numbers</b> 8111173 9169211 9461275 6800275 9169210 9140421	tie end length [mm] 175 tie rod entry diameter 18,9 tie rod entry teeth number 23 Steering type Steering rack Remarks Toothed pinion Steering side Left-hand drive vehicle connector type, piston rod entry rack tie rod entrance height 78,3
<b>13579</b> 	<b>OE numbers</b> 8602415 8684268 36000014 36000011 P8638614 T00107488 9492861 9492853 9209982	tie rod entry diameter 18 screw measure M16x1,5 / M18x1,5 Steering type Steering rack Feature Flat pinion Manufacturer SMI connector type, piston rod entry without teeth Steering side Left-hand drive vehicle tie rod entrance height 45
<b>131009</b> 	<b>OE numbers</b> 7952974835 8602415 30723807 8603482 36000011 36000014 36000020 8602750 8602830	Steering type Steering rack Length (mm) 1110 Operating mode hydraulic Manufacturer ZF Remarks Flat pinion Steering side Left-hand drive vehicle Feature pipes by pressure

**VOLVO**
**S80 (TS, XY)**
**1998 - 2006**
**131009**

**OE numbers**

 7952974835  
 8602415  
 30723807  
 8603482  
 36000011  
 36000014  
 36000020  
 8602750  
 8602830

Steering type	Steering rack
Length (mm)	1110
Operating mode	hydraulic
Manufacturer	ZF
Remarks	Flat pinion
Steering side	Left-hand drive vehicle
Feature	pipes by pressure

**131107**
**OE numbers**

 7952974835  
 8602415  
 36000122  
 8603482  
 8603544  
 8603485  
 8603476  
 36000126  
 36000124

Operating mode	hydraulic
Steering type	Steering rack
Length (mm)	1110
Steering side	Left-hand drive vehicle
Feature	Threaded connectors
screw measure	M14x1,5 / M16x1,5
Remarks	Flat pinion

**13579**

**OE numbers**

 8602415  
 8684268  
 36000014  
 36000011  
 P8638614  
 T00107488  
 9492861  
 9492853  
 9209982

tie rod entry diameter	18
screw measure	M16x1,5 / M18x1,5
Steering type	Steering rack
Feature	Flat pinion
Manufacturer	SMI
connector type, piston rod entry	without teeth
Steering side	Left-hand drive vehicle
tie rod entrance height	45

**13579S**

**OE numbers**

 8251623  
 9492855  
 8601947  
 P30636284  
 9492859  
 3524290  
 9492863

Length (mm)	1090
Manufacturer	ZF
Operating mode	hydraulic
tie rod entrance height	45
Steering side	Left-hand drive vehicle
connector type, piston rod entry	without teeth
Feature	Flat pinion
Steering type	Steering rack





**S80 II (AS)**
**2006 -**
**131061**

**OE numbers**

 1488744  
 1488745  
 1488746  
 1486761  
 VP6S7C-3551-JF  
 36001606  
 36001607  
 7G91-3A500-A  
 7G91-3A500-AJ

tie end length [mm]	315
Manufacturer	FORD
Length (mm)	670
connector type, piston rod entry	rack
Feature	pipes by pressure
screw passing, tie end	18
Steering type	Steering rack
Operating mode	hydraulic

**VOLVO**
**V40 Kombi (VOLKSWAGEN)**
**1995 - 2004**

<b>13578</b> 	<b>OE numbers</b> 8601646 8251800 30884426 30884299 30864664 30884424 30865610 30858493 30819099	Operating mode           hydraulic Remarks                    = 13831 Length (mm)               1185 screw passing, tie end    M12 Manufacturer             KOYO / SMI screw measure            M14x1,5 / M16x1,5 tie end lenght [mm]       300 Steering side              Left-hand drive vehicle
<b>13831</b> 	<b>OE numbers</b> MR911364 30638473 8601646 8602080 MR319627	Length (mm)               1175 Remarks                    = 13578 Steering side              Left-hand drive vehicle connector type, piston rod entry   without teeth tie rod entry diameter       18 tie rod entrance height     25 Steering type              Steering rack Operating mode            hydraulic
<b>131045</b> 	<b>OE numbers</b> 8251804 8602837 30644118 30644117 P30638473	Length (mm)               1210 Steering type              Steering rack Operating mode            hydraulic Manufacturer             SMI screw passing, tie end    14 screw measure            M16x1,5/M16x1,5 tie rod entry diameter     18 connector type, piston rod entry   without teeth
<b>131002</b> 	<b>OE numbers</b> MR911364 9031603 8602080 8601646 3465183 3413174 3344583 30638473 3470365	Length (mm)               1185 Steering type              Steering rack Operating mode            hydraulic screw passing, tie end    M12 tie rod entrance height    39 Manufacturer             SMI tie end lenght [mm]       300 Steering side              Left-hand drive vehicle
<b>13929</b> 	<b>OE numbers</b> MR319627 MR911364	tie rod entrance height    21 Steering type              Steering rack Operating mode            hydraulic ø Inlet (mm)               16 tie rod entry diameter     16,4 screw measure            M16x1,5 / M14x1,5 ø Outlet                    14 connector type, piston rod entry   rack

**VOLVO**
**V50 (MW)**
**2004 -**
**13990**

**OE numbers**

 30741433  
 30741425  
 30680945  
 30665842  
 8602905  
 8603866  
 TVJQB10A158  
 13003493

Steering side	Left-hand drive vehicle
connector type, piston rod entry	without teeth
Feature	pipes by pressure
Operating mode	hydraulic
Steering type	Steering rack

**V70 I (P80\_)**
**1997 - 2000**
**131009**

**OE numbers**

 7952974835  
 8602415  
 30723807  
 8603482  
 36000011  
 36000014  
 36000020  
 8602750  
 8602830

Steering type	Steering rack
Length (mm)	1110
Operating mode	hydraulic
Manufacturer	ZF
Remarks	Flat pinion
Steering side	Left-hand drive vehicle
Feature	pipes by pressure

**131107**
**OE numbers**

 7952974835  
 8602415  
 36000122  
 8603482  
 8603544  
 8603485  
 8603476  
 36000126  
 36000124

Operating mode	hydraulic
Steering type	Steering rack
Length (mm)	1110
Steering side	Left-hand drive vehicle
Feature	Threaded connectors
screw measure	M14x1,5 / M16x1,5
Remarks	Flat pinion

**13573**

**OE numbers**

 8111173  
 9169211  
 9461275  
 6800275  
 9169210  
 9140421

tie end length [mm]	175
tie rod entry diameter	18,9
tie rod entry teeth number	23
Steering type	Steering rack
Remarks	Toothed pinion
Steering side	Left-hand drive vehicle
connector type, piston rod entry	rack
tie rod entrance height	78,3

**13579**

**OE numbers**

 8602415  
 8684268  
 36000014  
 36000011  
 P8638614  
 T00107488  
 9492861  
 9492853  
 9209982

tie rod entry diameter	18
screw measure	M16x1,5 / M18x1,5
Steering type	Steering rack
Feature	Flat pinion
Manufacturer	SMI
connector type, piston rod entry	without teeth
Steering side	Left-hand drive vehicle
tie rod entrance height	45



**VOLVO**
**V70 II (P80\_)**
**2000 - 2007**
**13573**

**OE numbers**

 8111173  
 9169211  
 9461275  
 6800275  
 9169210  
 9140421

tie end lenght [mm]	175
tie rod entry diameter	18,9
tie rod entry teeth number	23
Steering type	Steering rack
Remarks	Toothed pinion
Steering side	Left-hand drive vehicle
connector type, piston rod entry	rack
tie rod entrance height	78,3

**13579**

**OE numbers**

 8602415  
 8684268  
 36000014  
 36000011  
 P8638614  
 T00107488  
 9492861  
 9492853  
 9209982

tie rod entry diameter	18
screw measure	M16x1,5 / M18x1,5
Steering type	Steering rack
Feature	Flat pinion
Manufacturer	SMI
connector type, piston rod entry	without teeth
Steering side	Left-hand drive vehicle
tie rod entrance height	45

**13579S**

**OE numbers**

 8251623  
 9492855  
 8601947  
 P30636284  
 9492859  
 3524290  
 9492863

Length (mm)	1090
Manufacturer	ZF
Operating mode	hydraulic
tie rod entrance height	45
Steering side	Left-hand drive vehicle
connector type, piston rod entry	without teeth
Feature	Flat pinion
Steering type	Steering rack

**XC90**
**2002 -**
**131013**

**OE numbers**

 T020904  
 30764339  
 36000009  
 36000259  
 36000133  
 8602659  
 8603407  
 8603457  
 8603644

tie end lenght [mm]	125
Steering type	Steering rack
Length (mm)	1110
Steering side	Left/right-hand drive vehicle
Operating mode	hydraulic
Manufacturer	ZF
tie rod entrance height	62
connector type, piston rod entry	without teeth



**VOLVO**